EXHIBIT T-1

SHAKER HEIGHTS CITY SCHOOL DISTRICT

OFFICE OF THE TREASURER
15600 Parkland Drive
Shaker Heights, Ohio 44120
(216) 295-4317

Bryan C. Christman
Treasurer

FINANCIAL STATEMENTS
NOVEMBER 2020

INDEX

SECTION #	SECTION NAME
1.	FINANCIAL AND MISCELLANEOUS BRIEFS
2.	CHARTS
3.	CONSOLIDATED INVESTMENT PORTFOLIO
4.	FINANCIAL SUMMARY FOR GENERAL FUND
5.	FINANCIAL REPORT BY BANK
6.	FINANCIAL REPORT BY FUND
7.	REVENUE ACCOUNT SUMMARY
8.	BUDGET ACCOUNT SUMMARY
9.	SUMMARY CHECK REGISTER – ALL CHECKS
10.	BOND ISSUE EXPENDITURE SUMMARY

1. FINANCIAL AND MISCELLANEOUS BRIEFS

SHAKER HEIGHTS BOARD OF EDUCATION
SHAKER HEIGHTS, OHIO

December 5, 2020

TO: Members, Shaker Heights Board of Education

FROM: Bryan C. Christman, Treasurer

SUBJECT: Financial and Miscellaneous Briefs

I. NOVEMBER 2020 FINANCIAL OVERVIEW

The revenue activity for the month and for the fiscal year-to-date November 2020 has been similar to the same reporting period for the prior year with the following exceptions:

- Real estate tax revenue received this year-to-date was $5,024 or 0.0% more than last year; $477,900 above budget as projected through the end of the fiscal year.
- Investment Earnings are $331,530 or 44.6% less than prior year, due to lower cash balances coupled with lower interest rates resulting from the Coronavirus Pandemic. $0 above budget as projected through the end of the fiscal year.
- Other Local receipts were $661,364 or 74.3% more than prior year due primarily to a $1 million property valuation settlement agreement payment received in November, partially offset by a $278,948 repayment of an erroneous double payment received from ODE in June for the Fiscal 2019 SF-6 settlement. $875,000 above budget as projected through the end of the fiscal year.
- Due to the reduction in the Fiscal 2020 allocation in accordance with the State's Coronavirus Pandemic budget cut implemented in May, the year-to-date State Foundation receipts were $363,078 or 5.0% less than prior year. The District is expecting to receive approximately the same funding in Fiscal 2021 as in Fiscal 2020 in accordance with the State biennial budget using the same school funding formula that continues the funding "guarantee", net of the Coronavirus Pandemic budget reduction. $43,000 below budget as projected through the end of the fiscal year due primarily to the offset of a net higher Community School transfer amount.
- Other State Revenues were $4,673 or 1.8% less than prior year, due primarily to the COVID-19 closure impacted $66,043 reduction in the Casino tax, mostly offset by the $49,122 increase in the Student Wellness & Success Funds combined with the $12,249 increase in the Ohio fuel tax refund (attributable to the July 2019 State increase in the fuel tax rates resulting in a larger amount eligible for refund). $100,000 below budget as projected through the end of the fiscal year due to reduced Casino payments received and anticipated.
- Federal Receipts were $364,293 more this fiscal YTD than last due to the $357,367 receipt in September of the Fiscal 2018 Medicaid settlement payment that was originally to have been paid last June. $0 above budget as projected through the end of the fiscal year.

The expenditure activity for the month and for the fiscal year-to-date November 2020 was $0.7 million or 1.7% less than the prior year amount, due primarily to reduced operating expenses due to the COVID-19 hybrid/remote/closure partially offset by increases attributable to COVID-19 expenditures and timing differences in some of the various expense categories. Expenditures are $130,000 below budget as projected through the end of the fiscal year. **While the District's overall finances are on target with expectations at this time, the total amount of expenditures required during the rest of the fiscal year attributable to COVID-19 is still an unknown variable at this time.**

II. NOVEMBER 2020 FINANCIAL DETAIL REVIEW

A. GENERAL FUND (As of November 30, 2020)

REVENUE

1. **Real Estate Taxes:**
   - $5,024 or 0.0% more than prior year;
   - 46.1% of estimated amount received this year vs. 46.1% last year;
   - $477,900 or 1.5% above budget YTD; and
   - $477,900 above budget as projected through the end of the fiscal year.

2. **Investment Earnings:**
   - $411,449 received this year;
   - $331,530 or 44.6% less than prior year;
   - Decrease due to combination of lower cash balances coupled with the lower interest rates resulting primarily due to the Coronavirus Pandemic.
   - 57.5% of estimated amount received this year vs. 58.9% last year;
   - $91,780 or 28.7% above budget for YTD; but
   - $0 above budget as projected through the end of the fiscal year.
   - Cash-basis interest income varies month-to-month and year-to-year due to the varying maturity dates of the investment portfolio;
   - At their July 29, 2020 meeting, the Federal Reserve's Federal Open Market Committee decided to maintain the target range for the federal funds rate at 0 to 1/4 percent. The Committee expects to maintain this target range until it is confident that the economy has weathered recent events and is on track to achieve its maximum employment and price stability goals. At its September 16, 2020 meeting, the Committee decided to maintain the target range for the federal funds rate at 0 to 1/4 percent. The Committee expects to maintain this target range until labor market conditions have reached levels consistent with the Committee's assessments of maximum employment and inflation has risen to 2 percent and is on track to moderately exceed 2 percent for some time. In addition, over coming months the Federal Reserve will increase its holdings of Treasury securities and agency mortgage-backed securities at least at the current pace to sustain smooth market functioning and help foster accommodative financial conditions, thereby supporting the flow of credit to households and businesses. **At its November 5, 2020 meeting, the Committee again decided to maintain the target range for the federal funds rate at 0 to 1/4 percent.**

We continue to monitor all aspects of our portfolio and the interest rate markets, in consultation with our investment advisor, the RedTree Investment Group.

Market Updates for this month include:

- We've made it to the last month of 2020 and rates are still at their historical lows.
- The Federal Reserve continues to maintain it will use all its tools to support the economy.
- We expect rates to remain low for the next two years as the economy continues to recover.

Operating Portfolio activity summary comments for this month include:

- Yield on invested securities decreased as a result of lower reinvestment rates.

- We appreciate the guidance on the upcoming withdrawals and will have those ready later this month.
- Aside from maintaining liquidity, we continue to find value in Ohio Municipal securities.

2017 Bond Proceeds Portfolio activity summary comments for this month include:

- There were large money market fund positions at the end of the month to prepare for future withdrawal needs
- We continue to communicate frequently with the District for any liquidity needs. This applies to all portfolios at RedTree for Shaker Heights

2018 Bond Proceeds Portfolio activity summary comments for this month include:

- This account is mirroring the 2017 portfolio in reflecting lower reinvestment yields.

3. **Other Local Revenue:**
   - $661,364 or 74.3% more than prior year due primarily to a $1 million property valuation settlement agreement payment received in November, partially offset by a $278,948 repayment of an erroneous double payment received from ODE in June for the Fiscal 2019 SF-6 settlement.
   - 73.8% of estimated amount received this year vs. 39.6% last year;
   - $936,961 or 152.3% above budget for YTD; but only
   - $875,000 above budget as projected through the end of the fiscal year.

4. **State Foundation:**
   - $363,078 or 5.0% less than prior year;
   - Due to the reduction in the Fiscal 2020 allocation in accordance with the State's Coronavirus Pandemic budget cut implemented in May;
   - 42.2% of estimated amount received this year vs. 41.8% last year;
   - $93,397 or 1.4% above budget for YTD; but
   - $43,000 below budget as projected through the end of the fiscal year due primarily to the offset of a net higher Community School transfer amount.
   - Normally, State Foundation payments are merely estimates until the ADM counts are finalized and adjusted starting in January; however
   - The District is expecting to receive approximately the same funding in Fiscal 2021 as in Fiscal 2020 in accordance with the State biennial budget using the same school funding formula that continues the funding "guarantee", net of the Coronavirus Pandemic budget reduction.

5. **Homestead Exemption & Rollback (HERB):**
   - $45,229 or 1.0% less than prior year;
   - 49.7% of estimated amount received this year vs. 49.8% last year;
   - $45,229 or 1.0% below budget for YTD; and
   - $45,229 below budget as projected through the end of the fiscal year.

6. **Other State Revenue:**
   - $4,673 or 1.8% less than prior year due primarily to the COVID-19 closure impacted $66,043 reduction in the Casino tax mostly offset by the $49,122 increase in the Student Wellness & Success Funds combined with the $12,249 increase in the Ohio fuel tax refund (attributable to the July 2019 State increase in the fuel tax rates resulting in a larger amount eligible for refund).
   - 18.2% of estimated amount received this year vs. 24.1% last year;

- $66,526 or 21.0% below budget for YTD; and
- $100,000 below budget as projected through the end of the fiscal year due to reduced Casino payments received and anticipated.

7. **Federal Receipts:**
   - $364,293 more receipts this fiscal YTD than last due to the $357,367 receipt in September of the Fiscal 2018 Medicaid settlement payment that was originally to have been paid last June;
   - 54.0% of estimated amount received this year vs.4.4% last year;
   - $8,051 or 2.2% above budget for YTD; but
   - $0 above budget as projected through the end of the fiscal year.

8. **Total Revenue:**
   - $0.3 million or 0.6% less than prior year;
   - Variance due to a combination of the above described differences;
   - 46.1% of estimated amount received this year vs. 45.3% last year;
   - $1.5 million or 3.4% above budget for YTD, but only
   - $1.2 million or 1.2% above budget (excluding timing differences) as projected through the end of the fiscal year.

<u>EXPENDITURES</u>

9. **Salaries & Wages:**
   - Payrolls averaged $2,405,086 YTD this year vs. $2,441,442 for prior YTD, for a 1.5% decrease from last year's payrolls for the same number of year-to-date pay dates;
   - Excluding sick leave severance payments, decrease of 1.1% from prior year;
   - Overall change reflects cumulative effect of contractual and step increases, retirements and replacements that went into effect over the last 12 months as well as timing of supplemental contract payments coupled with the Coronavirus Pandemic reduction in certain salary areas including substitutes and overtime;
   - YTD total salaries and wages (including severance payments) are $323,032 or 1.3% less than prior year, slightly different from above due to timing of grant fund chargebacks;
   - $301,981 or 1.2% below budget for YTD; but only
   - $0 below budget as projected through the end of the fiscal year.
   - Variance due to reasons listed above;
   - Classified overtime paid in November 2020 was $78,541 less than November 2019, while the cumulative YTD payments totaled $347,639 less than the prior YTD;
   - Classified temporary wages this YTD are $126,690 less than last YTD, while certified temporary wages this YTD are $160,250 less than prior YTD;
   - Sick leave severance payments decreased by $86,358 or 29.7% to $204,138 through this YTD from $290,496 for prior YTD;
   - Amount and timing of such payments vary from year to year depending on number of retirements.

10. **Fringe Benefits:**
    - $78,500 or 1.0% less than prior YTD.
    - $290,241 or 3.5% below budget for YTD; but
    - $430,000 below budget as projected through the end of the fiscal year.

11. **Purchased Services:**
    - $1.1 million or 19.0% less than prior YTD;

- $0.9 million or 16.9% below budget for YTD; but only
- $375,000 below budget as projected through the end of the fiscal year.

12. **Textbooks, Materials & Supplies:**
    - $18,061 or 1.2% more than prior YTD;
    - $127,392 or 7.5% below budget for YTD; but only
    - $75,000 below budget as projected through the end of the fiscal year.

13. **Capital Outlay:**
    - $0.8 million or 130.1% more than prior YTD;
    - Difference due primarily to expenditures related to restocking Fernway furniture and equipment as well as COVID-19 equipment expenditures.
    - $0.8 million or 133.0% above budget for YTD; but only
    - $750,000 above budget as projected through the end of the year.

14. **Other Expenses:**
    - $51,336 or 7.7% less than prior YTD;
    - $77,374 or 11.1% below budget for YTD; but only
    - $0 below budget as projected through the end of the fiscal year.

15. **Total Expenditures:**
    - $0.7 million or 1.7% less than prior YTD;
    - Variance due primarily to reduced operating expenses due to the COVID-19 hybrid/remote/closure partially offset by increases attributable to COVID-19 expenditures and timing differences in some of the various expense categories;
    - $0.9 million or 2.2% below budget for YTD; but only
    - $130,000 below budget as projected through the end of the fiscal year.
    - Outstanding Encumbrances current month-end total of $13.1 million, which includes $3.8 million for Professional & Technical Services and $2.3 million for out-of-district tuition, total $43,483 more than prior year, primarily due to timing of encumbrances.
    - Encumbrance variance primarily attributable to $0.6 million decrease in professional & technical services, $1.2 million increase in utilities, $0.6 million decrease in out-of-district tuition, $0.5 million decrease in pupil transportation, $0.2 million increase in capital outlay, $0.013 million decrease in textbooks, materials & supplies, $0.1 million increase in other expenses, and $0.1 million increase in fringe benefits.

B. <u>CASH BALANCES</u>

1. Cash Balance: Cash balance reflects an increase of $4.3 million from that of one year ago. This is due to the $3.3 million higher beginning of year balance, increased by the $1.0 million larger excess of revenues over expenditures for the current YTD vs. the prior YTD.

2. Cash Deficits - Grant Funds: The following cash deficits are due to a delay in the receipt of state or federal fund cash requests from the State: Fund 507 - $52,990; Fund 510 - $34,075; Fund 516 - $221,059; Fund 551 - $3,170; Fund 572 - $115,694; Fund 587 - $4,938; Fund 590 - $30,287; and Fund 599 - $14,090.

C. <u>OTHER ITEMS</u>

1. Health Insurance Renewals:
On the agenda for the December Board meeting is a resolution to approve the renewal for the District's medical, prescription drug, and dental self-insured rates

for calendar 2021. We are continuing with the self-insured option for calendar 2021 and we will be funding our reserve utilizing the expected liability amounts to fund the reserve to the expected liability level. Both individual family and aggregate stop loss coverages are an integral part of our self-insurance option.

As you may recall, 2021 will be our fourth year with Medical Mutual of Ohio (MMO) having switched from Anthem effective January 1, 2018. The total 2021 administrative cost component will reflect an increase due to a 15.5% increase (approximating $105,000) in the Specific Stop Loss (SSL) coverage premium at the same $200,000 current deductible level; and an 8.0% increase (approximating $2,300) in the Aggregate Stop Loss coverage premium at the same aggregate limit of 125% of expected claims. The administrative costs in total are estimated to approximate $1,151,000 for calendar 2021.

Unfortunately, our two-year run without an increase has ended and rates will increase 5% effective January 1, 2021 for our medical coverage. The increase takes into account the current status of our health insurance reserve account, as otherwise a larger increase would have been necessary.

Additionally on the December Board meeting agenda is a resolution authorizing the self-insured Express Scripts, Inc. (ESI) (coordinated through MMO) prescription drug premium rates for calendar 2021. Similarly, our three-year run without an increase in our prescription drug insurance premiums has also ended and rates will increase 5% effective January 1, 2021.

The funding rates for the Anthem dental coverage will remain unchanged for calendar 2021, making for a 6th year without an increase.

On a combined basis, health insurance, dental and prescription drug rates for calendar 2021 reflect a composite 4.67% increase from the current rates.

2. CHARTS

SHAKER HEIGHTS CITY SCHOOL DISTRICT
GENERAL FUND CASH BALANCE

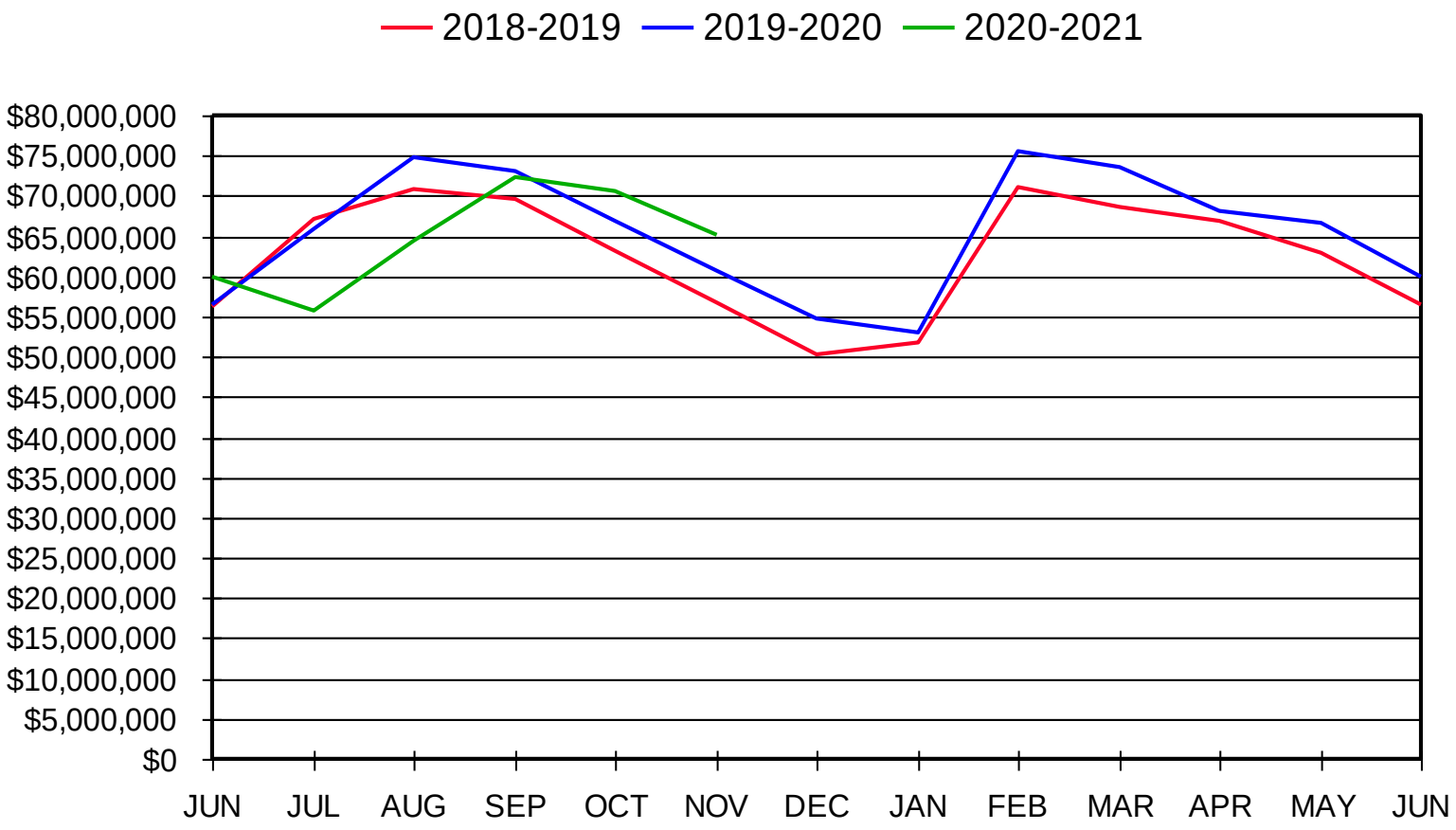

November 30, 2020

SHAKER HEIGHTS CITY SCHOOL DISTRICT

GENERAL FUND

(Fiscal Year to Date)

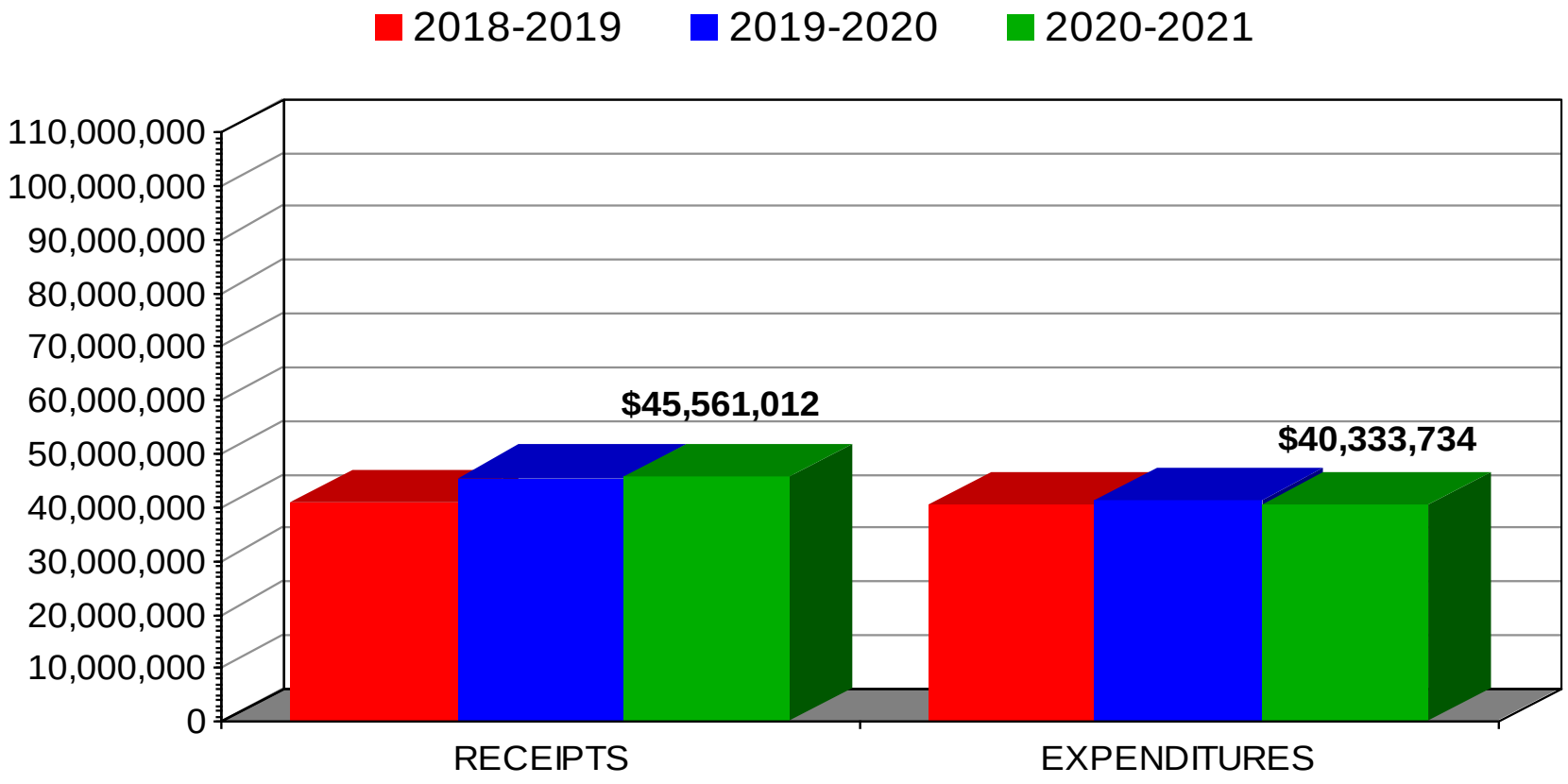

November 30, 2020

SHAKER HEIGHTS CITY SCHOOL DISTRICT
GENERAL FUND RECEIPTS

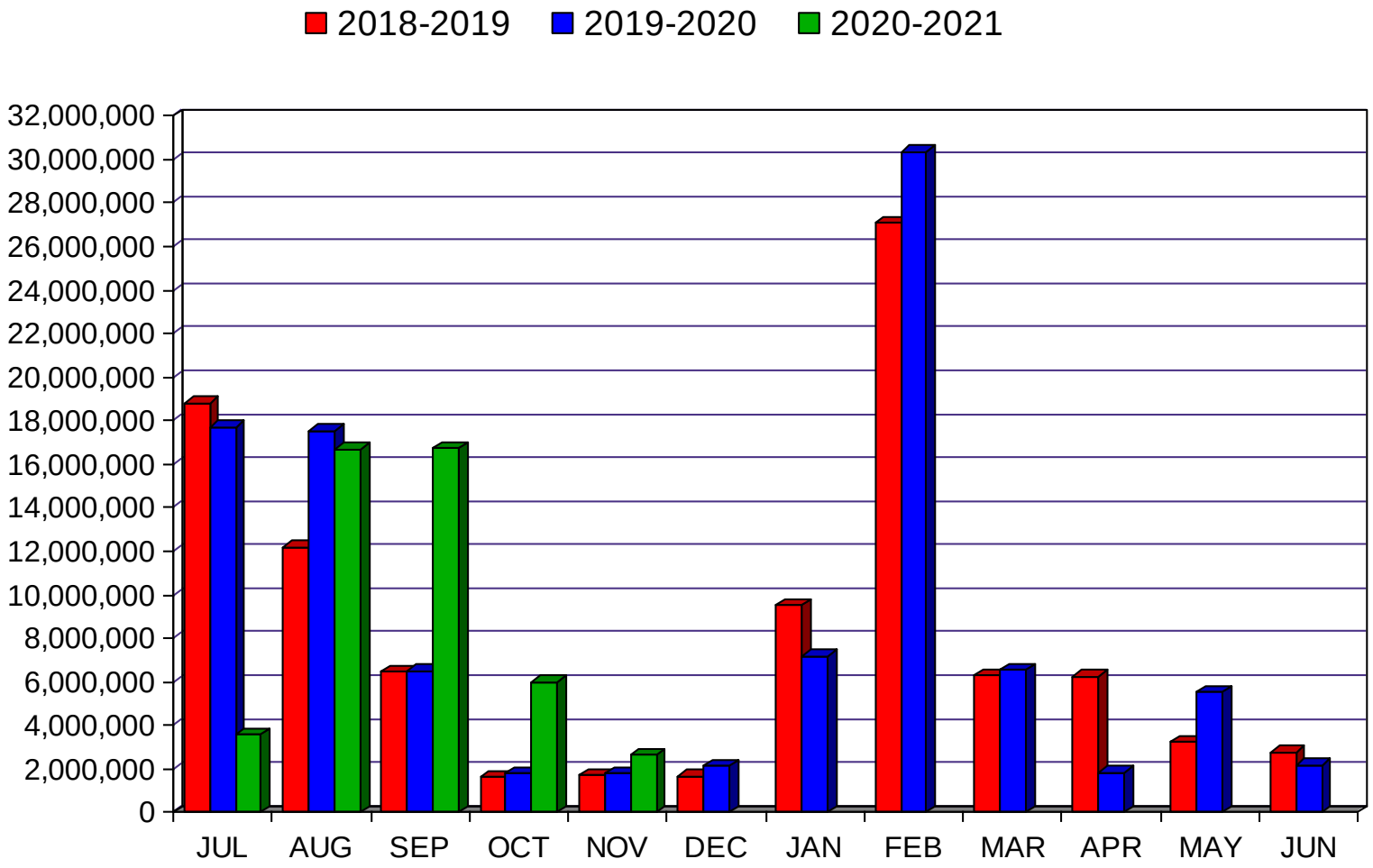

November 30, 2020

SHAKER HEIGHTS CITY SCHOOL DISTRICT
GENERAL FUND EXPENDITURES

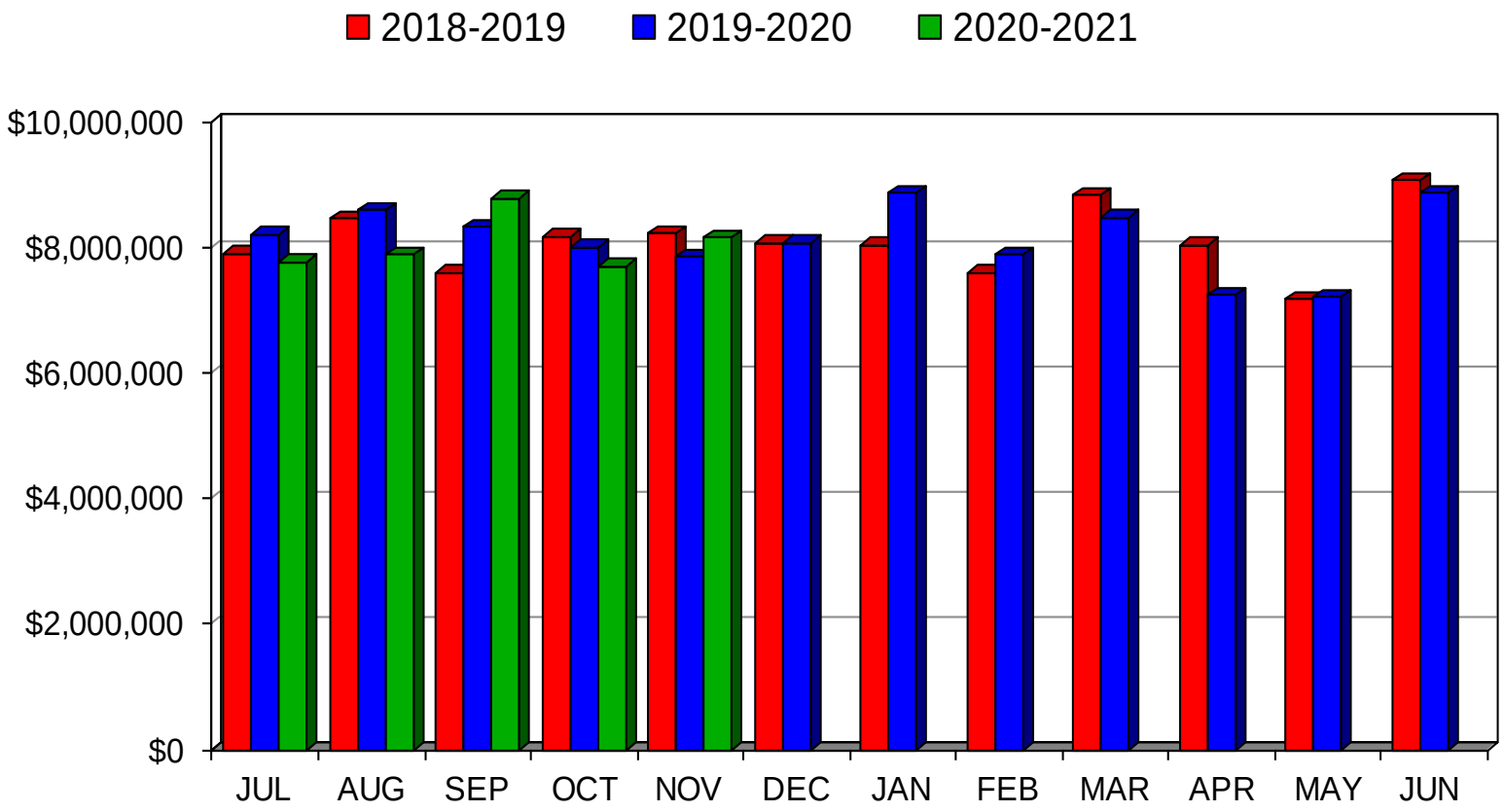

November 30, 2020

3. CONSOLIDATED INVESTMENT PORTFOLIO

Shaker Heights Schools

Monthly Investment Report

November 30, 2020

REDTREE INVESTMENT GROUP

		Total Investments	Average Yield	Average Maturity
RedTree Investment Account - Operations:				
U.S. Government Agency Notes	$	29,921,727.50	0.65%	2.5 yrs
Commercial Paper	$	22,498,318.95	0.29%	0.49 yrs
Certificates of Deposit	$	17,579,727.45	1.68%	1.47 yrs
U.S Treasury Notes	$	745,371.10	1.66%	0.25 yrs
Municipal Bonds	$	1,743,807.45	0.84%	3.16 yrs
Money Market Fund	$	4,249,343.83	0.03%	1 day
Total Portfolio	**$**	**76,738,296.28**	**0.76%**	**1.53 yrs**
RedTree Investment Account - 2018 Debt				
Certificates of Deposit	$	246,000.00	1.25%	0.35 yrs
Money Market Fund	$	719,095.94	0.03%	1 day
Total Portfolio	**$**	**965,095.94**	**0.34%**	**0.09 yrs**
RedTree Investment Account - 2017 Debt				
Commercial Paper	$	403,850.64	0.41%	0.22 yrs
Certificates of Deposit	$	494,000.00	1.15%	0.37 yrs
Money Market Fund	$	2,017,402.37	0.03%	1 day
Total Portfolio	**$**	**2,915,253.01**	**0.27%**	**0.09 yrs**
Cash				
Star Ohio - General	$	3,029,015.95	0.14%	
Huntington Operating	$	2,196,412.08	0.05%	
Total Portfolio	**$**	**85,844,073.26**	**0.70%**	**1.37 yrs**

**Portfolio detail following report*

Monthly Summary

November 2020

Market Update

- We've made it to the last month of 2020 and rates are still at their historical lows.
- The Federal Reserve continues to maintain it will use all its tools to support the economy.
- We expect rates to remain low for the next two years as the economy continues to recover.

Operating Portfolio: Summary of Monthly Activity

- Yield on invested securities decreased as a result of lower reinvestment rates.
- We appreciate the guidance on the upcoming withdrawals and will have those ready later this month.
- Aside from maintaining liquidity, we continue to find value in Ohio Municipal securities.

2017 Bond Proceeds: Summary of Monthly Activity

- There were large money market fund positions at the end of the month to prepare for future withdrawal needs
- We continue to communicate frequently with the District for any liquidity needs. This applies to all portfolios at RedTree for Shaker Heights

2018 Bond Proceeds: Summary of Monthly Activity

- This account is mirroring the 2017 portfolio in reflecting lower reinvestment yields.

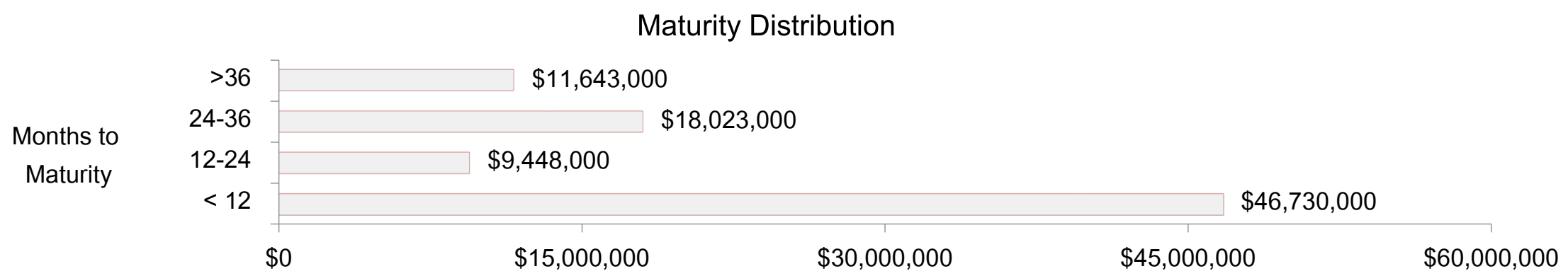

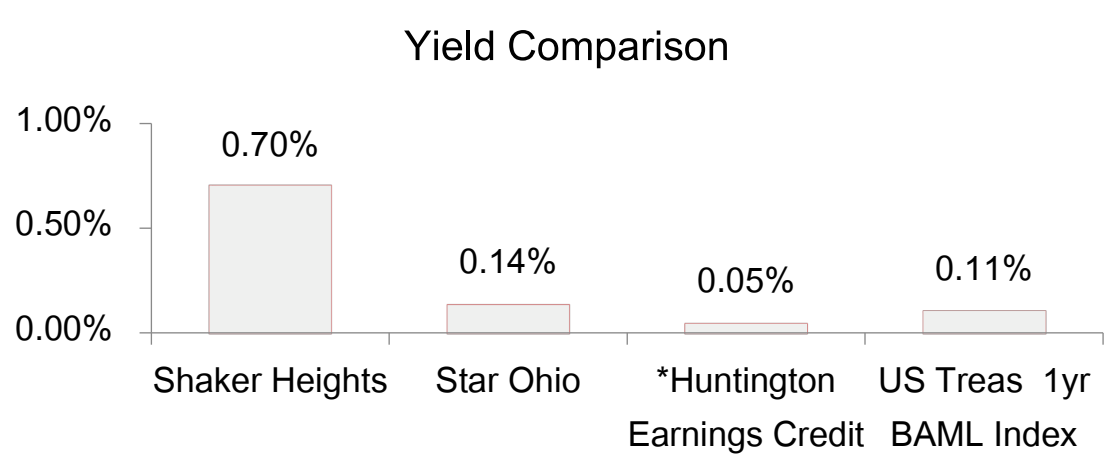

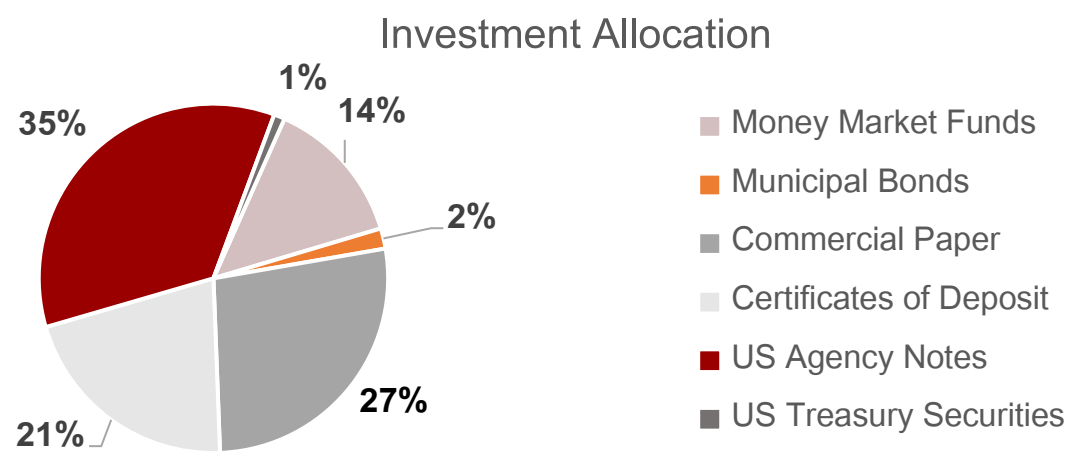

**Earnings credit to offset bank charges; does not pay actual interest*

Monthly Transaction Summary

Operating Portfolio

November 2020

Redeemed Securities : Sales, Calls, and Maturities

Security	Maturity Date	CUSIP	Date	Original Cost Basis	Income Received
CIBC Bank USA, IL (Maturity)	11/23/2020	12547CAF5	11/23/2020	$246,000.00	$3,100.27
Coca Cola Company (Maturity)	11/12/2020	19121ALC3	11/12/2020	$2,750,000.00	$33,323.89
Federal Home Ln Bank (Call)	11/18/2022	3130AHJK0	11/18/2020	$2,500,000.00	$22,500.00
Federal Home Ln Mtg (Call)	5/13/2022	3134GVTG3	11/13/2020	$1,000,000.00	$1,750.00
Federal Natl Mtg Assoc (Maturity)	11/30/2020	3135G0F73	11/30/2020	$2,500,000.00	$18,750.00
LVMH Moet (Maturity)	11/4/2020	50244LL44	11/4/2020	$385,000.00	$273.03
MUFG Bank (Maturity)	11/6/2020	62479LL60	11/6/2020	$240,000.00	$2,994.87
MUFG Bank (Maturity)	11/20/2020	62479LLL7	11/19/2020	$1,779,993.08	$21,140.96
Toyota Motor Credit (Maturity)	11/10/2020	89233GLA2	11/5/2020	$559,994.56	$6,840.56
US Treasury Bill (Maturity)	11/5/2020	912796TP4	11/5/2020	$1,000,000.00	$10.83
Total Redeemed Securities				**$12,960,987.64**	**$110,684.41**

Purchased Securities

Security	Maturity Date	CUSIP	Date	Cost Basis	Projected Annual Income
Federal Farm Credit Bank	5/16/2024	3133EMGF3	11/19/2020	$998,250.00	$525.00
Federal Natl Mtg Assoc	11/18/2024	3135G06E8	11/18/2020	$998,250.00	$735.00
JP Morgan	8/9/2021	46640PV91	11/12/2020	$723,695.00	$1,305.00
JP Morgan	8/13/2021	46640PVD2	11/17/2020	$2,994,171.66	$5,828.34
MUFG Bank	8/13/2021	62479LVD4	11/19/2020	$1,188,058.32	$1,250.00
Royal Bank of Canada (RBC)	8/9/2021	78009AV92	11/13/2020	$1,277,800.18	$2,199.82
Royal Bank of Canada (RBC)	8/13/2021	78009AVD3	11/18/2020	$1,596,903.10	$3,096.90
Toyota Motor Credit	8/3/2021	89233GV37	11/6/2020	$499,025.00	$975.00
Total Security Purchases				**$10,276,153.26**	**$15,915.06**

Interest Earnings Received

Asset Class	Total Income Received
Cash (Star Ohio/Huntington)	$508.68
Money Market Funds	$47.01
Commercial Paper	$64,573.31
Treasury Bills	$10.83
Certificates of Deposit	$26,324.73
U.S. Agency Notes	$42,970.83
Total Interest Earnings for the period	**$134,435.39**

Realized Gains and Losses

Security	CUSIP	Realized Gain/Loss
CIBC Bank USA, IL	12547CAF5	$24.60
Federal Natl Mtg Assoc	3135G0F73	$16,300.00
Total Realized Gains and Losses for the period		**$16,324.60**

Monthly Transaction Summary

2017 Bond Proceeds

November 2020

Redeemed Securities : Sales, Calls, and Maturities					
Security	**Maturity Date**	**CUSIP**	**Date**	**Original Cost Basis**	**Income Received**
MUFG Bank (Maturity)	11/6/2020	62479LL60	11/6/2020	$1,020,000.00	$12,728.18
US Treasury Bill (Maturity)	11/5/2020	912796TP4	11/5/2020	$995,000.00	$12.16
Total Redeemed Securities				**$2,015,000.00**	**$12,740.34**

Purchased Securities					
Security	**Maturity Date**	**CUSIP**	**Date**	**Cost Basis**	**Projected Annual Income**
N/A for November					
Total Security Purchases				**$0.00**	**$0.00**

Interest Earnings Received	
Asset Class	**Total Income Received**
Money Market Funds	$12.10
US Treasury Bills	$12.16
Commercial Paper	$12,728.18
Total Interest Earnings for the period	**$12,752.44**

Realized Gains and Losses		
Security	**CUSIP**	**Realized Gain/Loss**
N/A for November		

Monthly Transaction Summary

2018 Bond Proceeds

November 2020

Redeemed Securities : Sales, Calls, and Maturities					
Security	**Maturity Date**	**CUSIP**	**Date**	**Original Cost Basis**	**Income Received**
MUFG Bank (Maturity)	11/6/2020	62479LL60	11/6/2020	$820,000.00	$10,232.46
US Treasury Bill (Maturity)	11/5/2020	912796TP4	11/5/2020	$510,000.00	$6.23
Total Redeemed Securities				**$510,000.00**	**$6.23**

Purchased Securities					
Security	**Maturity Date**	**CUSIP**	**Date**	**Cost Basis**	**Projected Annual Income**
N/A for November					
Total Security Purchases				**$0.00**	**$0.00**

Interest Earnings Received	
Asset Class	**Total Income Received**
Money Market Funds	$15.90
Commercial Paper	$10,232.46
U.S. Treasury Bills	$6.23
Total Interest Earnings for the period	**$10,254.59**

Realized Gains and Losses		
Security	**CUSIP**	**Realized Gain/Loss**
N/A for November		

Shaker Heights Schools

RedTree Investment Group

Portfolio Holdings Report

Shaker Heights City Schools

US Bank Custodian Acct Ending x71036

November 30, 2020

REDTREE INVESTMENT GROUP

Quantity	CUSIP	Security	Coupon	Maturity Date	Call Date	Trade Date	Cost Basis	Market Value	Yield at Cost	Wtd Maturity
U.S. GOVERNMENT AGENCY NOTES										
2,000,000	3133ELE75	Federal Farm Credit Bank	0.25	06-02-22		06-03-20	1,999,560.00	2,003,358.12	0.26	1.50
2,000,000	3134GVC89	Federal Home Ln Mtg	0.35	06-03-22	12-03-20	06-02-20	2,000,000.00	2,000,026.74	0.35	0.01
2,000,000	3133ELN26	Federal Farm Credit Bank	0.26	06-22-22		06-18-20	1,998,920.00	2,002,461.96	0.29	1.56
2,000,000	3133ELRZ9	Federal Farm Credit Bank	1.24	03-10-23	03-10-21	03-10-20	2,000,000.00	2,003,662.46	1.24	2.23
1,500,000	3133ELUJ1	Federal Farm Credit Bank	1.00	03-24-23	03-24-21	03-23-20	1,500,000.00	1,502,874.31	1.00	2.28
2,000,000	3134GVR67	Federal Home Ln Mtg	0.50	06-16-23	06-16-21	06-15-20	2,000,000.00	2,000,765.80	0.50	2.52
2,000,000	3134GVN20	Federal Home Ln Mtg	0.50	06-23-23	06-23-21	06-18-20	2,000,000.00	2,001,363.72	0.50	2.54
1,000,000	3137EAES4	Federal Home Ln Mtg	0.25	06-26-23		06-25-20	997,080.00	1,001,000.78	0.35	2.56
1,150,000	3134GV3F3	Federal Home Ln Mtg	0.50	06-30-23	12-30-20	06-30-20	1,150,000.00	1,149,215.67	0.50	2.56
850,000	3136G4ZS5	Federal Natl Mtg Assoc	0.40	07-20-23	07-20-21	07-23-20	849,617.50	849,078.90	0.42	2.62
2,000,000	3137EAEV7	Federal Home Ln Mtg	0.25	08-24-23		10-06-20	1,999,780.00	2,000,611.40	0.25	2.72
1,395,000	3136G4R54	Federal Natl Mtg Assoc	0.37	08-24-23	08-24-21	08-21-20	1,395,000.00	1,393,157.71	0.37	2.71
1,000,000	3137EAEY1	Federal Home Ln Mtg	0.12	10-16-23		10-15-20	996,270.00	997,399.37	0.25	2.87
1,100,000	3134GW2P0	Federal Home Ln Mtg	0.40	12-01-23	03-01-21	08-25-20	1,100,000.00	1,098,561.95	0.40	2.98
1,000,000	3133EMGF3	Federal Farm Credit Bank	0.35	05-16-24	02-16-21	11-19-20	998,250.00	999,259.21	0.40	3.44
1,000,000	3135G06E8	Federal Natl Mtg Assoc	0.42	11-18-24	11-18-22	11-18-20	998,250.00	999,644.57	0.46	3.93
2,000,000	3130AHXJ7	Federal Home Ln Bank	1.92	01-21-25	01-21-21	01-22-20	1,999,000.00	2,003,584.12	1.93	3.94
500,000	3133ELQE7	Federal Farm Credit Bank	1.64	03-03-25	03-03-21	03-03-20	500,000.00	501,632.01	1.64	4.08
840,000	3133ELRN6	Federal Farm Credit Bank	1.50	03-05-25	03-05-21	03-05-20	840,000.00	841,801.06	1.50	4.10
1,200,000	3134GW3B0	Federal Home Ln Mtg	0.70	09-02-25	12-02-20	09-04-20	1,200,000.00	1,200,012.58	0.70	0.01
1,400,000	3134GWZV1	Federal Home Ln Mtg	0.65	10-22-25	01-22-21	10-23-20	1,400,000.00	1,400,909.68	0.65	4.81
	Accrued Interest							56,620.36		
							29,921,727.50	30,007,002.48	0.65	2.50
MUNICIPAL BONDS										
170,000	668571FC1	Northwood LSD, OH GO		07-15-23		09-01-20	165,061.50	165,523.90	1.05	2.56
300,000	531677PC0	Licking Heights LSD, OH GO	0.71	12-01-23		08-01-20	300,000.00	300,699.00	0.71	2.96
525,000	560058X61	Mahoning County, OH GO	2.00	12-01-23		09-14-20	545,795.25	544,498.50	0.75	2.91
150,000	117529FE2	Bryan CSD, OH GO	2.00	01-01-24		10-05-20	157,071.00	156,705.00	0.53	2.99
200,000	668571FD9	Northwood LSD, OH GO		07-15-24		09-01-20	190,886.00	191,640.00	1.24	3.47
210,000	530336DU7	Liberty Center LSD, OH GO		11-01-24		08-01-20	200,134.20	201,831.00	1.17	3.77
175,000	117529FF9	Bryan CSD, OH GO	2.00	01-01-25		10-05-20	184,859.50	184,773.75	0.65	3.93
	Accrued Interest							3,895.94		
							1,743,807.45	1,749,567.09	0.84	3.16
U.S. TREASURY NOTES										
750,000	912828P87	US Treasury Note	1.12	02-28-21		12-27-19	745,371.10	751,796.26	1.66	0.25
	Accrued Interest							2,144.34		
							745,371.10	753,940.59	1.66	0.25
CERTIFICATES OF DEPOSIT										
246,000	92937CJP4	Wex Bank, UT	2.50	12-07-20		05-30-19	245,975.40	246,117.83	2.51	0.02
245,000	07370Y2J0	Beal Bank, NV	1.65	02-10-21		02-10-20	245,000.00	245,783.26	1.65	0.20
249,000	06417NQV8	Bank OZK, AR	1.70	03-01-21		01-23-20	248,975.10	250,037.08	1.72	0.25
249,000	72663QE96	PlainsCapital Bank, TX	0.20	03-01-21		05-27-20	249,000.00	249,093.13	0.20	0.25
248,000	33616CJJ0	First Republic Bank, CA	0.80	03-19-21		03-19-20	248,000.00	248,561.22	0.80	0.30
247,000	88224PLL1	Texas Capital Bank, TX	0.85	03-19-21		03-16-20	246,876.50	247,596.26	0.90	0.30
247,000	78414TCB6	SB One Bank, NJ	0.90	03-23-21		03-20-20	247,000.00	247,657.02	0.90	0.31
247,000	12738RFW9	Cadence Bank NA, AL	0.90	03-26-21		03-23-20	247,000.00	247,674.31	0.90	0.32
247,000	707312AT1	Penn Community Bank, PA	0.85	03-26-21		03-23-20	247,000.00	247,634.54	0.85	0.32
249,000	684000AB8	Opus Bank, CA	1.20	03-30-21		03-23-20	249,000.00	249,945.45	1.20	0.33
245,000	78658RCT6	Safra National Bank, NY	1.20	03-30-21		03-23-20	245,000.00	245,936.63	1.20	0.33
249,000	88241TGZ7	Texas Exchange Bank Crowley	0.95	03-31-21		03-23-20	249,000.00	249,751.23	0.95	0.34
247,000	89788HAU7	Truist Bank, NC	1.15	04-20-21		04-21-20	247,000.00	248,061.11	1.15	0.39
247,000	05581W7G4	BMO Harris Bank, IL	1.05	04-23-21		04-24-20	247,000.00	247,984.79	1.05	0.39
248,000	70153RKE7	Parkway Bank and Trust, IL	0.85	04-28-21		04-28-20	248,000.00	248,325.13	0.85	0.41
249,000	72345SKB6	Pinnacle Bank, TN	1.65	05-14-21		02-07-20	248,975.10	250,720.34	1.66	0.45

Disclosures:

RedTree's internal accounting system is used as the source of the market value of this account. Although obtained from a source believed to be reliable, we cannot guarantee its accuracy. You should review all account statements provided by the custodian and compare with the statements provided by RedTree.

Questions? Call 888.596.2293 or email info@redtreeinv.com

Shaker Heights Schools

RedTree Investment Group

Portfolio Holdings Report

Shaker Heights City Schools

US Bank Custodian Acct Ending x71036

November 30, 2020

REDTREE INVESTMENT GROUP

Quantity	CUSIP	Security	Coupon	Maturity Date	Call Date	Trade Date	Cost Basis	Market Value	Yield at Cost	Wtd Maturity
247,000	46176PLG8	Investors Bank, NJ	2.40	05-17-21		05-15-19	246,851.80	249,704.65	2.43	0.46
246,000	33847E2G1	Flagstar Bank FSB, MI	2.45	05-24-21		05-20-19	245,950.80	248,865.65	2.46	0.48
249,000	313812DA4	Federal Savings Bank, IL	2.50	05-28-21		05-16-19	248,850.60	252,029.08	2.54	0.49
249,000	391414CH0	Great Western Bank, SD	0.25	05-28-21		05-27-20	249,000.00	249,243.77	0.25	0.49
245,000	87164DNM8	Synovus Bank, GA	2.40	06-17-21		06-05-19	244,926.50	248,143.10	2.42	0.54
249,000	11373QJQ2	Brookline Bank, MA	0.70	07-08-21		05-08-20	249,000.00	249,969.36	0.70	0.60
247,000	149159PL3	Cathay Bank, CA	1.60	08-30-21		02-28-20	246,950.60	249,858.28	1.61	0.75
247,000	227563AU7	Cross River Bank, NJ	1.85	09-20-21		09-16-19	246,876.50	250,554.08	1.88	0.80
249,000	58404DFM8	Medallion Bank, UT	1.70	10-12-21		10-22-19	248,813.25	252,529.57	1.74	0.86
249,000	05368TBM2	AvidBank, CA	0.70	11-08-21		05-07-20	248,975.10	250,488.02	0.71	0.93
247,000	75472RAG6	Raymond James Bank, FL	1.70	11-08-21		11-07-19	246,938.25	250,800.84	1.71	0.93
249,000	949763CQ7	Wells Fargo Bank, SD	1.80	11-16-21		11-14-16	248,800.80	253,149.83	1.82	0.95
248,000	45776NDP8	Insbank, TN	0.90	12-27-21		03-23-20	248,000.00	250,208.69	0.90	1.07
249,000	740367JX6	Preferred Bank, CA	1.70	12-31-21		12-16-19	249,000.00	253,394.85	1.71	1.07
246,000	02007GHF3	Ally Bank, UT	2.90	01-31-22		01-28-19	245,569.50	254,118.98	2.96	1.15
246,000	17312Q2P3	Citibank NA, SD	2.90	02-07-22		02-01-19	245,754.00	254,248.13	2.94	1.17
249,000	62844AAS6	MutualBank, IN	1.60	02-22-22		02-19-20	248,950.20	253,618.70	1.62	1.21
246,000	87270LBT9	TIAA FSB, FL	2.85	02-22-22		02-11-19	245,754.00	254,372.36	2.89	1.21
246,000	61690UFC9	Morgan Stanley Bank, UT	2.80	03-14-22		03-08-19	245,680.20	254,573.59	2.85	1.26
248,000	15201QCD7	Centerstate Bank, FL	1.00	03-21-22		03-19-20	248,000.00	250,932.35	1.00	1.30
246,000	7954502A2	Sallie Mae Bank, UT	2.75	03-21-22		03-12-19	245,569.50	254,535.95	2.81	1.28
248,000	12556LBU9	CIT Bank NA, CA	1.05	03-28-22		03-23-20	247,950.40	251,133.98	1.06	1.31
248,000	795234AR4	Salisbury Bank & Trust, CT	1.00	03-28-22		03-23-20	248,000.00	250,969.55	1.00	1.32
249,000	55275FMM7	mBank, MI	1.10	03-28-22		03-23-20	248,950.20	252,312.70	1.11	1.32
248,000	084601WX7	Berkshire Bank, MA	1.20	03-31-22		03-23-20	247,814.00	251,647.58	1.24	1.32
249,000	57116ASM1	Marlin Business Bank, UT	2.50	05-09-22		05-06-19	248,638.95	257,577.80	2.56	1.41
249,000	649447TY5	NY Community Bank, NY	0.35	07-05-22		06-30-20	248,925.30	249,900.63	0.36	1.59
249,000	06251A2B5	Bank Hapoalim, NY	0.25	07-22-22		07-20-20	249,000.00	249,499.00	0.25	1.64
249,000	29278TLC2	Enerbank USA, UT	1.70	09-13-22		09-13-19	247,879.50	255,918.71	1.86	1.76
247,000	05580ASH8	BMW Bank of North America, UT	1.85	09-20-22		09-16-19	246,382.50	254,594.76	1.94	1.77
248,000	511640AU8	Lakeland Bank, NJ	1.00	09-27-22		03-23-20	248,000.00	251,858.63	1.00	1.80
249,000	654062JK5	Nicolet National Bank, WI	0.90	09-27-22		03-23-20	249,000.00	252,421.51	0.90	1.81
249,000	27002YES1	EagleBank, MD	1.85	10-04-22		09-26-19	248,626.50	256,806.15	1.91	1.81
249,000	538036FR0	Live Oak Banking Co, NC	1.85	10-11-22		09-26-19	248,564.25	256,879.60	1.92	1.83
249,000	949495AA3	Wells Fargo Natl Bank West, NV	1.80	12-13-22		12-06-19	248,502.00	257,280.25	1.88	2.00
247,000	549104GU5	Luana Savings Bank, IA	2.25	12-21-22		06-11-19	246,814.75	257,580.24	2.27	2.00
246,000	88413QCH9	Third Federal Savings & Loan, OH	2.80	02-28-23		03-01-19	245,532.60	260,542.78	2.85	2.18
246,000	359899AE1	Fulton Bank, PA	2.85	03-07-23		02-22-19	245,569.50	260,925.56	2.90	2.20
249,000	20033AS23	Comenity Capital Bank, UT	2.85	03-15-23		03-04-19	248,564.25	264,257.47	2.91	2.22
248,000	063248KR8	Bank Leumi USA, NY	1.45	03-31-23		03-23-20	247,628.00	255,386.18	1.50	2.29
246,000	61760AYA1	Morgan Stanley Private Bank, NY	2.75	04-04-23		03-26-19	245,508.00	260,847.58	2.80	2.28
249,000	03753XBM1	Apex Bank, TN	0.80	05-08-23		05-08-20	248,751.00	252,788.53	0.84	2.41
249,000	06426KBC1	Bank of New England, NH	2.55	05-23-23		05-06-19	248,526.90	263,630.99	2.61	2.41
249,000	32112UDW8	First Natl Bank of McGregor, TX	0.55	05-26-23		05-26-20	248,626.50	251,311.96	0.60	2.47
247,000	06654BCF6	Bankwell Bank, CT	0.50	07-03-23		06-30-20	246,938.25	249,051.83	0.51	2.57
249,000	29367SJS4	Enterprise Bank & Trust, MO	1.80	11-08-23		10-23-19	249,000.00	260,760.02	1.81	2.86
249,000	15118RTE7	Celtic Bank, UT	1.80	12-27-23		12-13-19	248,937.75	261,238.85	1.81	2.99
249,000	59013KES1	Merrick Bank, UT	1.85	12-29-23		01-02-20	248,564.25	261,650.94	1.90	3.00
246,000	38148P5B9	Goldman Sachs Bank USA, NY	3.10	02-13-24		02-14-19	245,926.20	268,734.34	3.11	3.05
246,000	856285PG0	State Bank of India, NY	3.15	02-28-24		03-01-19	245,508.00	269,416.25	3.20	3.09
249,000	05465DAJ7	Axos Bank, CA	1.60	03-26-24		03-18-20	249,000.00	260,386.27	1.61	3.24
249,000	90348JJQ4	UBS Bank USA, UT	2.90	04-03-24		03-18-19	248,352.60	271,212.29	2.97	3.19
246,000	14042TAP2	Capital One Bank USA, Glen Allen, VA	2.65	05-22-24		05-21-19	244,856.10	266,605.21	2.75	3.34

Disclosures:

RedTree's internal accounting system is used as the source of the market value of this account. Although obtained from a source believed to be reliable, we cannot guarantee its accuracy. You should review all account statements provided by the custodian and compare with the statements provided by RedTree.

RedTree Investment Group

Portfolio Holdings Report

Shaker Heights City Schools

US Bank Custodian Acct Ending x71036

November 30, 2020

Quantity	CUSIP	Security	Coupon	Maturity Date	Call Date	Trade Date	Cost Basis	Market Value	Yield at Cost	Wtd Maturity
249,000	07815ABE6	Bell Bank, ND	1.10	03-26-25		03-23-20	249,000.00	257,325.31	1.10	4.22
249,000	694231AC5	Pacific Enterprise Bank, CA	1.15	03-31-25		03-23-20	248,875.50	257,868.13	1.16	4.23
	Accrued Interest							58,722.88		
							17,579,727.45	18,075,263.72	1.68	1.47
COMMERCIAL PAPER										
1,230,000	50244LMP6	LVMH Moet		12-23-20		06-26-20	1,227,847.50	1,229,926.20	0.35	0.06
300,000	50244LNB6	LVMH Moet		01-11-21		06-29-20	299,346.66	299,943.00	0.40	0.12
225,000	89233GQ58	Toyota Motor Credit		03-05-21		06-08-20	224,291.25	224,871.75	0.42	0.26
1,500,000	63873JQ94	Natixis NY		03-09-21		06-11-20	1,495,725.00	1,499,100.00	0.38	0.27
1,000,000	78009AQC1	Royal Bank of Canada (RBC)		03-12-21		06-16-20	997,543.33	999,380.00	0.33	0.28
1,525,000	09659BQF0	BNP Paribas		03-15-21		07-15-20	1,521,706.00	1,524,024.00	0.32	0.29
1,500,000	89233GQP4	Toyota Motor Credit		03-23-21		06-26-20	1,495,837.50	1,498,980.00	0.37	0.31
600,000	89119AR91	TD USA		04-09-21		07-13-20	598,740.00	599,508.00	0.28	0.36
990,000	89233GRL2	Toyota Motor Credit		04-20-21		07-27-20	987,503.55	989,118.90	0.34	0.39
160,000	89233GRP3	Toyota Motor Credit		04-23-21		07-29-20	159,583.11	159,854.40	0.35	0.40
695,000	63873JSE1	Natixis NY		05-14-21		08-17-20	693,592.63	694,270.25	0.27	0.46
1,750,000	09659BSH4	BNP Paribas		05-17-21		08-20-20	1,746,850.00	1,748,127.50	0.24	0.47
950,000	63873JT42	Natixis NY		06-04-21		09-10-20	948,309.00	948,831.50	0.24	0.52
600,000	09659BUC2	BNP Paribas		07-12-21		10-15-20	598,920.00	599,070.00	0.24	0.62
750,000	63873JUD0	Natixis NY		07-13-21		10-16-20	748,706.25	748,830.00	0.23	0.62
175,000	62479LUG8	MUFG Bank		07-16-21		10-21-20	174,726.42	174,723.50	0.21	0.63
300,000	89233GUK0	Toyota Motor Credit		07-19-21		10-21-20	299,437.49	299,520.00	0.25	0.64
500,000	89233GV37	Toyota Motor Credit		08-03-21		11-05-20	499,025.00	499,150.00	0.26	0.68
725,000	46640PV91	JP Morgan		08-09-21		11-12-20	723,695.00	723,738.50	0.24	0.70
1,280,000	78009AV92	Royal Bank of Canada (RBC)		08-09-21		11-13-20	1,277,800.18	1,277,772.80	0.23	0.70
3,000,000	46640PVD2	JP Morgan		08-13-21		11-16-20	2,994,171.66	2,994,690.00	0.26	0.71
1,190,000	62479LVD4	MUFG Bank		08-13-21		11-19-20	1,188,058.32	1,187,893.70	0.22	0.71
1,600,000	78009AVD3	Royal Bank of Canada (RBC)		08-13-21		11-18-20	1,596,903.10	1,597,168.00	0.26	0.71
							22,498,318.95	22,518,492.00	0.29	0.49
MONEY MARKET FUND										
	USBMMF	First American Treasury Obligations Fund	0.03				4,249,343.83	4,249,343.83	0.03	
TOTAL PORTFOLIO							**76,738,296.28**	**77,353,609.72**	**0.76**	**1.53**

Disclosures:

RedTree's internal accounting system is used as the source of the market value of this account. Although obtained from a source believed to be reliable, we cannot guarantee its accuracy. You should review all account statements provided by the custodian and compare with the statements provided by RedTree.

RedTree Investment Group

Portfolio Holdings Report

Shaker Heights City Schools - 2018 Bond Proceeds
US Bank Custodian Acct Ending x99832

November 30, 2020

Quantity	CUSIP	Security	Coupon	Maturity Date	Call Date	Trade Date	Cost Basis	Market Value	Yield at Cost	Wtd Maturity
CERTIFICATES OF DEPOSIT										
246,000	919853FZ9	Valley National Bank, NJ	1.25	04-08-21		04-08-20	246,000.00	247,055.09	1.25	0.35
	Accrued Interest							1,992.43		
							246,000.00	249,047.53	1.25	0.35
MONEY MARKET FUND										
	USBMMF	First American Treasury Obligations Fund	0.03				719,095.94	719,095.94	0.03	
TOTAL PORTFOLIO							**965,095.94**	**968,143.47**	**0.34**	**0.09**

Disclosures:

RedTree's internal accounting system is used as the source of the market value of this account. Although obtained from a source believed to be reliable, we cannot guarantee its accuracy. You should review all account statements provided by the custodian and compare with the statements provided by RedTree.

RedTree Investment Group

Portfolio Holdings Report

Shaker Heights City Schools - 2017 Debt Proceeds
US Bank Custodian Acct Ending x90525

November 30, 2020

Quantity	CUSIP	Security	Coupon	Maturity Date	Call Date	Trade Date	Cost Basis	Market Value	Yield at Cost	Wtd Maturity
CERTIFICATES OF DEPOSIT										
247,000	73317AAE2	Popular Bank, NY	1.15	04-07-21		04-07-20	247,000.00	247,963.30	1.15	0.35
247,000	67523TAC7	OceanFirst Bank, NJ	1.15	04-20-21		04-20-20	247,000.00	248,061.11	1.15	0.39
	Accrued Interest							3,595.37		
							494,000.00	499,619.78	1.15	0.37
COMMERCIAL PAPER										
130,000	50244LNB6	LVMH Moet		01-11-21		06-29-20	129,716.89	129,975.30	0.40	0.12
275,000	89233GQ58	Toyota Motor Credit		03-05-21		06-05-20	274,133.75	274,843.25	0.42	0.26
							403,850.64	404,818.55	0.41	0.22
MONEY MARKET FUND										
	USBMMF	First American Treasury Obligations Fund	0.03				2,017,402.37	2,017,402.37	0.03	
TOTAL PORTFOLIO							**2,915,253.01**	**2,921,840.70**	**0.27**	**0.09**

Disclosures:

RedTree's internal accounting system is used as the source of the market value of this account. Although obtained from a source believed to be reliable, we cannot guarantee its accuracy. You should review all account statements provided by the custodian and compare with the statements provided by RedTree.

4. FINANCIAL SUMMARY FOR GENERAL FUND

Shaker Heights City School District
Financial Statement-General Fund
Fiscal Year Ending
June 30, 2021

	A	B	D	E	F	G	H	I	J	K	L	M	N	O	P	Q	R
1				Month of November					Year-To-Date November					Year-To-Date November			
2				Actual F21	Actual F20	$ Inc(Dec)	%Inc(Dec)		Actual F21	Actual F20	$ Inc(Dec)	%Inc(Dec)		YTDBud.F21	$ Inc(Dec)	%Inc(Dec)	
3		**REVENUE:**															
4		Real Estate Taxes		0	0	$0	#DIV/0!		$31,828,104	$31,823,080	$5,024	0.0%		$31,350,204	$477,900	1.5%	
5		Personal Property Taxes		0	0	0	#DIV/0!		0	0	0	#DIV/0!		0	0	#DIV/0!	
6		Investment Earnings		150,712	237,339	(86,627)	-36.5%		411,449	742,979	(331,530)	-44.6%		319,669	91,780	28.7%	
7		Other Local		1,041,780	78,159	963,621	1232.9%		1,552,019	890,655	661,364	74.3%		615,058	936,961	152.3%	
8		State Foundation		1,443,904	1,449,439	(5,535)	-0.4%		6,843,397	7,206,475	(363,078)	-5.0%		6,750,000	93,397	1.4%	
9		Homestead Exemption & RollBack		0	0	0	#DIV/0!		4,293,685	4,338,914	(45,229)	-1.0%		4,338,914	(45,229)	-1.0%	
10		Other State		591	0	591	#DIV/0!		250,570	255,243	(4,673)	-1.8%		317,096	(66,526)	-21.0%	
11		Federal-primarily Medicaid reimb.		3,783	9,869	(6,086)	-61.7%		381,788	17,495	364,293	2082.3%		373,737	8,051	2.2%	
12		Transfers & Advances In		0	0	0	#DIV/0!		0	0	0	#DIV/0!		0	0	#DIV/0!	
13		**TOTAL REVENUE**		**2,640,770**	**1,774,806**	**865,964**	**48.8%**		**45,561,012**	**45,274,841**	**286,171**	**0.6%**		**44,064,678**	**1,496,334**	**3.4%**	
14				0	0	0			0	0	0			0	0		
15		**EXPENDITURES:**															
16		Salaries & Wages		4,907,565	5,061,583	(154,018)	-3.0%		24,030,762	24,353,794	(323,032)	-1.3%		24,332,743	(301,981)	-1.2%	
17		Fringe Benefits:															
18		Health Insurance		751,107	763,742	(12,635)	-1.7%		3,818,689	3,818,022	667	0.0%		3,944,480	(125,791)	-3.2%	
19		Retirement Expense		775,868	790,862	(14,994)	-1.9%		3,793,039	3,770,030	23,009	0.6%		3,805,000	(11,961)	-0.3%	
20		All Other Fringes		119,916	99,927	19,989	20.0%		482,985	585,161	(102,176)	-17.5%		635,474	(152,489)	-24.0%	
21		Total Fringe Benefits		1,646,891	1,654,531	(7,640)	-0.5%		8,094,713	8,173,213	(78,500)	-1.0%		8,384,954	(290,241)	-3.5%	
22		Purchased Services:		0	0				0	0							
23		Utilities		125,893	109,947	15,946	14.5%		424,804	481,151	(56,347)	-11.7%		475,087	(50,283)	-10.6%	
24		Out-of-District Tuition		324,120	407,310	(83,190)	-20.4%		1,592,926	1,955,558	(362,632)	-18.5%		1,880,116	(287,190)	-15.3%	
25		Pupil Transportation		17,376	71,095	(53,719)	-75.6%		51,192	431,531	(380,339)	-88.1%		301,649	(250,457)	-83.0%	
26		Repairs & Maintenance		179,441	47,919	131,522	274.5%		467,491	475,866	(8,375)	-1.8%		448,555	18,936	4.2%	
27		All Other Purchased Services		390,037	214,212	175,825	82.1%		1,946,677	2,190,975	(244,298)	-11.2%		2,286,452	(339,775)	-14.9%	
28		Total Purchased Services		1,036,867	850,483	186,384	21.9%		4,483,090	5,535,081	(1,051,991)	-19.0%		5,391,859	(908,769)	-16.9%	
29		Textbooks, Materials & Supplies		296,455	209,692	86,763	41.4%		1,565,263	1,547,202	18,061	1.2%		1,692,655	(127,392)	-7.5%	
30		Capital Outlay		257,475	56,014	201,461	359.7%		1,415,896	615,278	800,618	130.1%		607,732	808,164	133.0%	
31		Other-primarily Cty.Aud.&Treas.Fees		15,895	27,919	(12,024)	-43.1%		619,010	670,346	(51,336)	-7.7%		696,384	(77,374)	-11.1%	
32		Transfers & Advances Out		0	0	0	#DIV/0!		125,000	125,000	0	0.0%		125,000	0	0.0%	
33		**TOTAL EXPENDITURES**		**8,161,148**	**7,860,222**	**300,926**	**3.8%**		**40,333,734**	**41,019,914**	**(686,180)**	**-1.7%**		**41,231,327**	**(897,593)**	**-2.2%**	
34				0	0	0			0	0	0			0	0		
35		**Net Revenues/(Expenditures)**		(5,520,378)	(6,085,416)	565,038	-9.3%		5,227,278	4,254,927	972,351	22.9%		2,833,351	2,393,927	84.5%	
36																	
37		**Cash, Beginning of Period**		70,564,930	66,856,258	3,708,672	5.5%		59,817,274	56,515,915	3,301,359	5.8%		59,817,274	0	0.0%	
38																	
39		**Cash, End of Month**		**65,044,552**	**60,770,842**	**4,273,710**	**7.0%**		**65,044,552**	**60,770,842**	**4,273,710**	**7.0%**		**62,650,625**	**2,393,927**	**3.8%**	
40				0	0	0			0	0	0				0		
41		**Less O/S Encumbrances**		13,133,751	13,090,268	43,483	0.3%		13,133,751	13,090,268	43,483	0.3%		13,100,000	33,751	0.3%	
42		**Less Budget Reserve**		353,070	353,070	0	0.0%		353,070	353,070	0	0.0%		353,070	0	0.0%	
43											0						
44		**Fund Balance, End of Month**		**$51,557,731**	**$47,327,504**	**$4,230,227**	**8.9%**		**$51,557,731**	**$47,327,504**	**$4,230,227**	**8.9%**		**$49,197,555**	**$2,360,176**	**4.8%**	
45				0	0	0			0	0	0	0.0%		0	0	0.0%	
46		**Total General Obligation Debt Outstanding**							36,510,000	39,459,310	0						
47																	

SHAKER HEIGHTS CITY SCHOOL DISTRICT
General Fund-Budget by Month
Fiscal Year Ending
June 30, 2021

FS05Nov20 Rev12-05-20pm
F21MvgMthlyBudget
12/6/2020

	A	B	AA	AB	AC	AD	AE	AF	AG	AH	AI	AJ	AK	AL	AM	AN	AP	AQ
1			BUDGET					BUDGET				BUDGET			BUDGET		Adopted	Var Fav/(Unfav)
2			Jul	Aug	Sep	Oct	Nov	Dec	Jan	Feb	Mar	Apr	May	Jun	Var. Deemed	Total	Budget	Deemed
3		**REVENUE:**	Actual	Actual	Actual	Actual	Actual	Budget	Budget	Budget	Budget	Budget	Budget	Budget	Temporary	Rev.Proj.		Permanent
4		Real Estate Taxes	$2,267,000	$15,227,000	$14,257,542	$76,562	$0	$0	$5,368,031	$28,066,653	$4,091,334	$139,079	$0	$44,331	0	$69,537,532	$69,059,632	$477,900
5		Personal Property Taxes	0	0	0	0	0	0	0	0	0	0	0	0	0	0	0	0
6		Investment Earnings	44,294	110,045	77,019	29,379	150,712	91,509	30,377	62,140	76,331	26,821	48,689	60,464	(91,780)	716,000	716,000	0
7		Other Local	(92,880)	(95,110)	648,929	49,300	1,041,780	114,738	55,526	80,580	743,553	144,340	24,358	323,532	(61,961)	2,976,685	2,101,685	875,000
8		State Foundation	1,352,060	1,352,905	1,350,918	1,343,610	1,443,904	1,350,000	1,350,000	1,350,000	1,350,000	1,350,000	1,350,000	1,350,000	(136,397)	16,157,000	16,200,000	(43,000)
9		Homestead Exemption & RollBack	0	0	0	4,293,685	0	0	0	0	0	0	4,302,718	0	0	8,596,403	8,641,632	(45,229)
10		Other State	0	67,215	16,027	166,737	591	0	128,970	167,684	0	0	0	762,683	(33,474)	1,276,433	1,376,433	(100,000)
11		Federal-primarily Medicaid reimb.	10,907	0	357,367	9,731	3,783	4,787	8,111	6,624	0	7,653	6,455	300,000	(8,051)	707,367	707,367	0
12		Transfers & Advances In	0	0	0	0	0	0	0	0	0	0	0	0	0	0	0	0
13		**TOTAL REVENUE**	**3,581,381**	**16,662,055**	**16,707,802**	**5,969,004**	**2,640,770**	**1,561,034**	**6,941,015**	**29,733,681**	**6,261,218**	**1,667,893**	**5,732,220**	**2,841,010**	**(331,663)**	**99,967,420**	**98,802,749**	**1,164,671**
14																		
15		**EXPENDITURES:**																
16		Salaries & Wages	4,674,800	4,691,701	4,902,158	4,854,538	4,907,565	5,147,287	5,084,286	4,991,324	5,183,512	5,207,797	5,112,051	5,675,000	301,981	60,734,000	60,734,000	0
17		Fringe Benefits:																
18		Health Insurance	758,605	777,441	773,636	757,900	751,107	807,240	836,880	836,880	836,880	836,880	836,880	836,880	(174,209)	9,473,000	9,773,000	300,000
19		Retirement Expense	733,895	750,200	768,340	764,736	775,868	805,000	795,000	780,000	811,000	814,000	800,000	887,000	11,961	9,497,000	9,497,000	0
20		All Other Fringes	86,206	88,113	85,510	103,240	119,916	108,194	207,034	96,434	103,301	94,624	89,448	160,091	22,489	1,364,600	1,494,600	130,000
21		Total Fringe Benefits	1,578,706	1,615,754	1,627,486	1,625,876	1,646,891	1,720,434	1,838,914	1,713,314	1,751,181	1,745,504	1,726,328	1,883,971	(139,759)	20,334,600	20,764,600	430,000
22		Purchased Services:														15.64%	15.64%	
23		Utilities	59,493	78,505	89,983	70,930	125,893	130,897	124,526	144,246	127,542	121,211	113,286	38,205	25,283	1,250,000	1,275,000	25,000
24		Out-of-District Tuition	166,435	586,483	220,386	295,502	324,120	472,045	344,732	366,409	444,013	620,405	367,190	480,090	162,190	4,850,000	4,975,000	125,000
25		Pupil Transportation	4,848	6,116	3,817	19,035	17,376	206,131	137,513	107,979	135,329	98,903	46,079	366,417	100,457	1,250,000	1,400,000	150,000
26		Repairs & Maintenance	78,553	47,177	104,267	58,053	179,441	11,777	130,498	34,992	45,922	28,637	55,273	44,346	31,064	850,000	800,000	(50,000)
27		All Other Purchased Services	296,568	344,826	530,243	385,003	390,037	391,585	470,799	634,911	573,657	515,842	194,565	830,078	214,775	5,772,889	5,897,889	125,000
28		Total Purchased Services	605,897	1,063,107	948,696	828,523	1,036,867	1,212,435	1,208,068	1,288,537	1,326,463	1,384,998	776,393	1,759,136	533,769	13,972,889	14,347,889	375,000
29		Textbooks, Materials & Supplies	432,010	228,269	301,813	306,716	296,455	144,406	132,171	101,085	308,198	196,960	107,674	365,851	52,392	2,974,000	3,049,000	75,000
30		Capital Outlay	476,028	192,351	400,650	89,392	257,475	92,167	475,752	30,563	46,759	133,199	71,601	542,227	(58,164)	2,750,000	2,000,000	(750,000)
31		Other-primarily Cty.Aud.&Treas.Fees	9,007	99,750	485,103	9,255	15,895	474,806	31,081	14,755	684,957	707	2,926	22,959	77,374	1,928,575	1,928,575	0
32		Transfers & Advances Out	0	0	125,000	0	0	0	135,000	0	0	0	105,000	0	0	365,000	365,000	0
33		**TOTAL EXPENDITURES**	**7,776,448**	**7,890,932**	**8,790,906**	**7,714,300**	**8,161,148**	**8,791,535**	**8,905,272**	**8,139,578**	**9,301,070**	**8,669,165**	**7,901,973**	**10,249,144**	**767,593**	**103,059,064**	**103,189,064**	**130,000**
34																		
35		**Net Revenues/(Expenditures)**	(4,195,067)	8,771,123	7,916,896	(1,745,296)	(5,520,378)	(7,230,501)	(1,964,257)	21,594,103	(3,039,852)	(7,001,272)	(2,169,753)	(7,408,134)	(1,099,256)	(3,091,644)	(4,386,315)	1,294,671
36																		
37		**Cash, Beginning of Period**	**59,817,274**	55,622,207	64,393,330	72,310,226	70,564,930	65,044,552	57,814,051	55,849,794	77,443,897	74,404,045	67,402,773	65,233,020		59,817,274	**59,817,274**	0
38																		
39		**Cash, End of Month**	**55,622,207**	**64,393,330**	**72,310,226**	**70,564,930**	**65,044,552**	**57,814,051**	**55,849,794**	**77,443,897**	**74,404,045**	**67,402,773**	**65,233,020**	**57,824,886**	**(1,099,256)**	**56,725,630**	**55,430,959**	**1,294,671**
40																		
41		**Less O/S Encumbrances**	15,637,687	15,989,215	14,155,432	13,291,788	13,133,751	13,500,000	13,000,000	13,100,000	13,500,000	12,900,000	12,700,000	4,987,624	0	4,987,624	4,987,624	0
42		**Less Budget Reserve**	353,070	353,070	353,070	353,070	353,070	353,070	353,070	353,070	353,070	353,070	353,070	353,070	0	353,070	353,070	0
43																		
44		**Fund Balance, End of Month**	**$39,631,450**	**$48,051,045**	**$57,801,724**	**$56,920,072**	**$51,557,731**	**$43,960,981**	**$42,496,724**	**$63,990,827**	**$60,550,975**	**$54,149,703**	**$52,179,950**	**$52,484,192**	**($1,099,256)**	**$51,384,936**	**$50,090,265**	**$1,294,671**

5. FINANCIAL REPORT BY BANK

SHAKER HEIGHTS CITY SCHOOL DISTRICT
FINANCIAL REPORT BY BANK

NOVEMBER 2020

	BEGINNING OF YEAR BALANCE	RECEIPTS MTD	RECEIPTS YTD	EXPENDITURES MTD	EXPENDITURES YTD	CURRENT FUND BALANCE
HUNTINGTON	($1,863,658.79)	$10,889,228.22	$55,680,296.38	$10,375,955.16	$54,048,231.54	($231,593.95)
INVESTMENTS & OTHER DEPOSITS	85,473,917.96	(6,329,909.79)	370,155.30	0.00	0.00	85,844,073.26
Payroll Funding Transfer A/C -for 1st of next mth	2,397,199.52	(47,843.45)	161,573.55	0.00	0.00	2,558,773.07
GRAND TOTAL	$86,007,458.69	$4,511,474.98	$56,212,025.23	$10,375,955.16	$54,048,231.54	$88,171,252.38
	0.00	0.00	0.00	0.00	0.00	0.00

Note-HNB A/C is negative due to o/s cks that will be covered by transfers from the Inv.&OtherDeposits A/C in accordance with controlled disbursement feature of HNB A/C.

6. FINANCIAL REPORT BY FUND

ACCOUNTING PERIOD: 5/21

FUND SCC DESCRIPTION	BEGIN BALANCE	MTD RECEIPTS	FYTD RECEIPTS	MTD EXPENDITURES	FYTD EXPENDITURES	CURRENT FUND BALANCE	CURRENT ENCUMBRANCE	UNENCUMBERED FUND BALANCE
001	59,817,273.52	2,640,770.19	45,561,012.41	8,161,148.69	40,333,734.21	65,044,551.72	13,133,750.93	51,910,800.79
002	4,915,272.42	0.00	1,804,716.42	0.00	24,655.12	6,695,333.72	20,600.00	6,674,733.72
003	2,571,633.66	0.00	455,332.95	0.00	0.00	3,026,966.61	0.00	3,026,966.61
004	8,934,909.01	28,197.18	1,370,541.86	711,898.13	6,519,420.24	3,786,030.63	1,789,988.01	1,996,042.62
006	274,421.68	1,029.06	142,382.66	78,626.89	224,511.80	192,292.54	1,088,300.83	-896,008.29
007	45,023.62	37,305.00	50,730.82	41,791.32	75,909.68	19,844.76	2,620.98	17,223.78
009	6,798.07	974.90	33,981.95	244.52	153,403.50	-112,623.48	48,636.91	-161,260.39
011	184,367.17	63,025.00	110,020.00	34,510.00	34,510.00	259,877.17	6,915.00	252,962.17
014	133,216.84	663.00	1,309.75	0.00	1,579.00	132,947.59	9,487.50	123,460.09
018	186,572.36	1,817.01	27,418.18	0.00	9,551.07	204,439.47	10,972.51	193,466.96
020	19,078.79	15.00	73.76	0.00	0.00	19,152.55	0.00	19,152.55
022	2,678,180.97	491,727.90	825,343.11	-128,949.82	560,002.81	2,943,521.27	0.00	2,943,521.27
024	5,271,592.69	934,055.29	4,665,012.48	962,944.97	4,871,076.58	5,065,528.59	13,760.00	5,051,768.59
027	500,000.00	0.00	0.00	0.00	0.00	500,000.00	0.00	500,000.00

ACCOUNTING PERIOD: 5/21

FUND SCC DESCRIPTION	BEGIN BALANCE	MTD RECEIPTS	FYTD RECEIPTS	MTD EXPENDITURES	FYTD EXPENDITURES	CURRENT FUND BALANCE	CURRENT ENCUMBRANCE	UNENCUMBERED FUND BALANCE
200	234,125.11	3,310.49	16,491.11	5,930.39	1,196.08	249,420.14	22,111.87	227,308.27
300	165,882.43	1,630.00	137,989.18	14,615.21	87,643.16	216,228.45	57,547.34	158,681.11
401	40,338.60	44,764.19	86,006.82	14,404.02	78,437.44	47,907.98	24,576.28	23,331.70
451	0.00	0.00	7,200.00	0.00	7,200.00	0.00	0.00	0.00
467	216,897.51	0.00	166,737.00	0.00	27,500.00	356,134.51	64,167.00	291,967.51
499	-1,630.00	0.00	2,662.50	0.00	1,032.50	0.00	35,642.86	-35,642.86
507	0.00	0.00	0.00	52,989.77	52,989.77	-52,989.77	0.00	-52,989.77
510	0.00	206,054.00	206,054.00	34,074.63	240,128.63	-34,074.63	0.00	-34,074.63
516	-108,678.01	35,748.82	323,191.39	221,058.55	435,571.93	-221,058.55	3,000.00	-224,058.55
551	-1,159.24	414.15	4,276.48	3,170.02	6,287.26	-3,170.02	0.00	-3,170.02
572	-55,230.11	19,322.38	183,768.28	115,693.89	244,232.06	-115,693.89	0.00	-115,693.89
587	-1,032.84	651.42	5,225.56	4,938.30	9,131.02	-4,938.30	151.93	-5,090.23
590	2,489.00	0.00	1,662.00	32,775.68	34,437.68	-30,286.68	744.00	-31,030.68

ACCOUNTING PERIOD: 5/21

FUND SCC DESCRIPTION	BEGIN BALANCE	MTD RECEIPTS	FYTD RECEIPTS	MTD EXPENDITURES	FYTD EXPENDITURES	CURRENT FUND BALANCE	CURRENT ENCUMBRANCE	UNENCUMBERED FUND BALANCE
599	-22,884.56	0.00	22,884.56	14,090.00	14,090.00	-14,090.00	0.00	-14,090.00
GRAND TOTALS:	86,007,458.69	4,511,474.98	56,212,025.23	10,375,955.16	54,048,231.54	88,171,252.38	16,332,973.95	71,838,278.43

7. REVENUE ACCOUNT SUMMARY

SHAKER HEIGHTS CITY SCHOOLS
REVENUE STATUS REPORT

SELECTION CRITERIA: ALL
ACCOUNTING PERIOD: 5/21

SORTED BY: FUND/SCC,ACCOUNT
TOTALED ON: FUND/SCC
PAGE BREAKS ON:

FUND/SCC-0010000 GENERAL

ACCOUNT - - - - - TITLE - - - - -	BUDGET	PERIOD RECEIPTS	RECEIVABLES	YEAR TO DATE RECEIPTS	AVAILABLE BALANCE	YTD/ BUD
R1111 GENERAL PROPERTY TAX	.00	.00	.00	30,347,424.95	-30,347,424.95	.00
R1122 PUBLIC UTILITY PROP TAX	.00	.00	.00	1,480,678.38	-1,480,678.38	.00
R1190 OTHER LOCAL TAXES	.00	1,000,000.00	.00	1,035,379.73	-1,035,379.73	.00
R1211 REGULAR DAY SCHOOL	.00	.00	.00	4,000.00	-4,000.00	.00
R1219 MISC TUITION FROM PATRON	.00	.00	.00	250.00	-250.00	.00
R1221 REGULAR DAY SCHOOL	.00	.00	.00	270,914.23	-270,914.23	.00
R1223 SPECIAL EDUCATION	.00	.00	.00	-40,363.01	40,363.01	.00
R1410 INTEREST ON INVESTMENTS	.00	150,712.20	.00	411,449.61	-411,449.61	.00
R1730 SALE OF TEXTBOOKS	.00	.00	.00	802.50	-802.50	.00
R1790 OTHR CLASSRM MATERIAL/FE	.00	2,100.00	.00	39,850.65	-39,850.65	.00
R1810 RENTALS	.00	6,276.67	.00	37,230.81	-37,230.81	.00
R1839 OTHER ENTITIES	.00	32,328.00	.00	185,864.09	-185,864.09	.00
R1860 FINES	.00	326.93	.00	5,063.13	-5,063.13	.00
R1890 OTHER MISC RECEIPTS	.00	749.20	.00	12,487.39	-12,487.39	.00
R1934 INSURANCE PROCEEDS	.00	.00	.00	540.00	-540.00	.00
R3110 SCHOOL FNDTN BASIC ALLOW	.00	1,443,903.57	.00	6,843,396.83	-6,843,396.83	.00
R3131 10% & 25% ROLLBACK	.00	.00	.00	3,693,649.55	-3,693,649.55	.00
R3132 HOMESTEAD EXEMPTION	.00	.00	.00	600,035.47	-600,035.47	.00
R3190 OTHR UNREST GRANT-IN-AID	.00	590.81	.00	83,833.54	-83,833.54	.00
R3219 OTHR RSTRD GRANT AID -OH	.00	.00	.00	166,737.00	-166,737.00	.00
R4120 UNRSTRD GRANT AID-FED GO	.00	3,782.81	.00	24,420.21	-24,420.21	.00
R4139 UNRSTRD FED AID-OTHR INT	.00	.00	.00	357,367.35	-357,367.35	.00
TOTAL GENERAL	.00	2,640,770.19	.00	45,561,012.41	-45,561,012.41	.00
FUND/SCC-0020000 BOND RETIREMENT						
R1111 GENERAL PROPERTY TAX	.00	.00	.00	679,053.06	-679,053.06	.00
R1122 PUBLIC UTILITY PROP TAX	.00	.00	.00	16,144.42	-16,144.42	.00
R3131 10% & 25% ROLLBACK	.00	.00	.00	92,895.83	-92,895.83	.00
R3132 HOMESTEAD EXEMPTION	.00	.00	.00	14,005.90	-14,005.90	.00
TOTAL BOND RETIREMENT	.00	.00	.00	802,099.21	-802,099.21	.00
FUND/SCC-0029400 BOND DEC 2017						
R1111 GENERAL PROPERTY TAX	.00	.00	.00	964,929.17	-964,929.17	.00
R1122 PUBLIC UTILITY PROP TAX	.00	.00	.00	20,180.53	-20,180.53	.00
R3132 HOMESTEAD EXEMPTION	.00	.00	.00	17,507.51	-17,507.51	.00
TOTAL BOND DEC 2017	.00	.00	.00	1,002,617.21	-1,002,617.21	.00
FUND/SCC-0030000 PERMANENT IMPROVEMENT						
R1111 GENERAL PROPERTY TAX	.00	.00	.00	445,243.45	-445,243.45	.00
R1122 PUBLIC UTILITY PROP TAX	.00	.00	.00	10,089.50	-10,089.50	.00
TOTAL PERMANENT IMPROVEMENT	.00	.00	.00	455,332.95	-455,332.95	.00
FUND/SCC-0049121 AASL LIBRARY GRANT FY21						
R2200 RESTRICTED GRANTS-IN-AID	.00	20,000.00	.00	20,000.00	-20,000.00	.00
TOTAL AASL LIBRARY GRANT FY21	.00	20,000.00	.00	20,000.00	-20,000.00	.00

SELECTION CRITERIA: ALL
ACCOUNTING PERIOD: 5/21

SORTED BY: FUND/SCC,ACCOUNT
TOTALED ON: FUND/SCC
PAGE BREAKS ON:

FUND/SCC-0049121 AASL LIBRARY GRANT FY21

ACCOUNT - - - - - TITLE - - - - -	BUDGET	PERIOD RECEIPTS	RECEIVABLES	YEAR TO DATE RECEIPTS	AVAILABLE BALANCE	YTD/ BUD
FUND/SCC-0049150 BUILDING/NON-BOND ISSUE F						
R1890 OTHER MISC RECEIPTS	.00	5,190.15	.00	23,534.90	-23,534.90	.00
TOTAL BUILDING/NON-BOND ISSUE	.00	5,190.15	.00	23,534.90	-23,534.90	.00
FUND/SCC-0049167 SSF PROJECTS - RED & WHIT						
R1820 CONTRIBUT-PRIVATE SOURCE	.00	.00	.00	5,000.00	-5,000.00	.00
TOTAL SSF PROJECTS - RED & WH	.00	.00	.00	5,000.00	-5,000.00	.00
FUND/SCC-0049400 BOND FY18 $20.1MM						
R1410 INTEREST ON INVESTMENTS	.00	10,254.59	.00	53,708.94	-53,708.94	.00
TOTAL BOND FY18 $20.1MM	.00	10,254.59	.00	53,708.94	-53,708.94	.00
FUND/SCC-0049401 BANS FY18 $9.9MM						
R1410 INTEREST ON INVESTMENTS	.00	12,752.44	.00	23,374.02	-23,374.02	.00
TOTAL BANS FY18 $9.9MM	.00	12,752.44	.00	23,374.02	-23,374.02	.00
FUND/SCC-0049620 FERNWAY FIRE						
R1820 CONTRIBUT-PRIVATE SOURCE	.00	-20,000.00	.00	-20,000.00	20,000.00	.00
R1934 INSURANCE PROCEEDS	.00	.00	.00	1,264,924.00	-1,264,924.00	.00
TOTAL FERNWAY FIRE	.00	-20,000.00	.00	1,244,924.00	-1,244,924.00	.00
FUND/SCC-0060000 FOOD SERVICES						
R1410 INTEREST ON INVESTMENTS	.00	26.96	.00	310.73	-310.73	.00
R4120 UNRSTRD GRANT AID-FED GO	.00	.00	.00	139,390.10	-139,390.10	.00
TOTAL FOOD SERVICES	.00	26.96	.00	139,700.83	-139,700.83	.00
FUND/SCC-0069291 FOOD SERVICE - PRE PAID						
R1559 OTHER RECPT-SPECIAL FUNC	.00	184.25	.00	224.50	-224.50	.00
TOTAL FOOD SERVICE - PRE PAID	.00	184.25	.00	224.50	-224.50	.00
FUND/SCC-0069292 FOOD SERVICE - PREPAID -						
R1559 OTHER RECPT-SPECIAL FUNC	.00	59.85	.00	47.35	-47.35	.00
TOTAL FOOD SERVICE - PREPAID	.00	59.85	.00	47.35	-47.35	.00
FUND/SCC-0069293 FOOD SERVICE - PREPAID -						
R1559 OTHER RECPT-SPECIAL FUNC	.00	31.00	.00	157.17	-157.17	.00
TOTAL FOOD SERVICE - PREPAID	.00	31.00	.00	157.17	-157.17	.00
FUND/SCC-0069294 FOOD SERVICE - PREPAID -						
R1559 OTHER RECPT-SPECIAL FUNC	.00	10.00	.00	10.00	-10.00	.00
TOTAL FOOD SERVICE - PREPAID	.00	10.00	.00	10.00	-10.00	.00
FUND/SCC-0069295 FOOD SERVICE - PREPAID -						
R1559 OTHER RECPT-SPECIAL FUNC	.00	188.50	.00	191.75	-191.75	.00

SELECTION CRITERIA: ALL
ACCOUNTING PERIOD: 5/21

SORTED BY: FUND/SCC,ACCOUNT
TOTALED ON: FUND/SCC
PAGE BREAKS ON:

FUND/SCC-0069295 FOOD SERVICE - PREPAID -

ACCOUNT - - - - - TITLE - - - - -	BUDGET	PERIOD RECEIPTS	RECEIVABLES	YEAR TO DATE RECEIPTS	AVAILABLE BALANCE	YTD/ BUD
TOTAL FOOD SERVICE - PREPAID	.00	188.50	.00	191.75	-191.75	.00
FUND/SCC-0069296 FOOD SERVICE - PREPAID -						
R1559 OTHER RECPT-SPECIAL FUNC	.00	159.00	.00	587.25	-587.25	.00
TOTAL FOOD SERVICE - PREPAID	.00	159.00	.00	587.25	-587.25	.00
FUND/SCC-0069297 FOOD SERVICE - PREPAID -						
R1559 OTHER RECPT-SPECIAL FUNC	.00	125.99	.00	254.54	-254.54	.00
TOTAL FOOD SERVICE - PREPAID	.00	125.99	.00	254.54	-254.54	.00
FUND/SCC-0069298 FOOD SERVICE - PREPAID -						
R1559 OTHER RECPT-SPECIAL FUNC	.00	243.51	.00	104.11	-104.11	.00
TOTAL FOOD SERVICE - PREPAID	.00	243.51	.00	104.11	-104.11	.00
FUND/SCC-0069299 FY2018 NEGATIVE ACCOUNT B						
R1559 OTHER RECPT-SPECIAL FUNC	.00	.00	.00	260.65	-260.65	.00
TOTAL FY2018 NEGATIVE ACCOUNT	.00	.00	.00	260.65	-260.65	.00
FUND/SCC-0069300 NEGATIVE ACCT BALA FY19						
R1559 OTHER RECPT-SPECIAL FUNC	.00	.00	.00	144.75	-144.75	.00
TOTAL NEGATIVE ACCT BALA FY19	.00	.00	.00	144.75	-144.75	.00
FUND/SCC-0069301 FY20 NEG ACCT BALA						
R1559 OTHER RECPT-SPECIAL FUNC	.00	.00	.00	699.76	-699.76	.00
TOTAL FY20 NEG ACCT BALA	.00	.00	.00	699.76	-699.76	.00
FUND/SCC-0079230 SPECIAL TRUST/SHHS ALUMNI						
R1490 OTHER EARNINGS-INVESTMEN	.00	.00	.00	3.41	-3.41	.00
TOTAL SPECIAL TRUST/SHHS ALUM	.00	.00	.00	3.41	-3.41	.00
FUND/SCC-0079987 SSF TECHNOLOGY-ROBOT						
R1820 CONTRIBUT-PRIVATE SOURCE	.00	37,305.00	.00	37,305.00	-37,305.00	.00
TOTAL SSF TECHNOLOGY-ROBOT	.00	37,305.00	.00	37,305.00	-37,305.00	.00
FUND/SCC-0079990 1ST RING-HOTSPOT F21GRANT						
R1820 CONTRIBUT-PRIVATE SOURCE	.00	.00	.00	13,422.41	-13,422.41	.00
TOTAL 1ST RING-HOTSPOT F21GRA	.00	.00	.00	13,422.41	-13,422.41	.00
FUND/SCC-0099010 STORED VALUE CARDS - BLVD						
R1740 CLASS FEES	.00	105.00	.00	3,990.00	-3,990.00	.00
TOTAL STORED VALUE CARDS - BL	.00	105.00	.00	3,990.00	-3,990.00	.00
FUND/SCC-0099020 STORED VALUE CARDS - FERN						
R1740 CLASS FEES	.00	.00	.00	4,095.00	-4,095.00	.00
TOTAL STORED VALUE CARDS - FE	.00	.00	.00	4,095.00	-4,095.00	.00

SELECTION CRITERIA: ALL
ACCOUNTING PERIOD: 5/21

SORTED BY: FUND/SCC,ACCOUNT
TOTALED ON: FUND/SCC
PAGE BREAKS ON:

FUND/SCC-0099020 STORED VALUE CARDS - FERN

ACCOUNT - - - - - TITLE - - - - -	BUDGET	PERIOD RECEIPTS	RECEIVABLES	YEAR TO DATE RECEIPTS	AVAILABLE BALANCE	YTD/ BUD
FUND/SCC-0099030 STORED VALUE CARDS - LOMO						
R1740 CLASS FEES	.00	35.00	.00	3,255.00	-3,255.00	.00
TOTAL STORED VALUE CARDS - LO	.00	35.00	.00	3,255.00	-3,255.00	.00
FUND/SCC-0099060 STORED VALUE CARDS - MERC						
R1740 CLASS FEES	.00	315.00	.00	4,620.00	-4,620.00	.00
TOTAL STORED VALUE CARDS - ME	.00	315.00	.00	4,620.00	-4,620.00	.00
FUND/SCC-0099080 STORED VALUE CARDS - ONAW						
R1740 CLASS FEES	.00	105.00	.00	6,395.00	-6,395.00	.00
TOTAL STORED VALUE CARDS - ON	.00	105.00	.00	6,395.00	-6,395.00	.00
FUND/SCC-0099110 STORED VALUE CARDS - WOOD						
R1740 CLASS FEES	.00	245.00	.00	9,590.00	-9,590.00	.00
TOTAL STORED VALUE CARDS - WO	.00	245.00	.00	9,590.00	-9,590.00	.00
FUND/SCC-0099217 MIDDLE SCHOOL SUPPLIES						
R1710 CLASSROOM SUPPLIES	.00	.00	.00	20.00	-20.00	.00
TOTAL MIDDLE SCHOOL SUPPLIES	.00	.00	.00	20.00	-20.00	.00
FUND/SCC-0099218 INSTRUCTIONAL FEES HIGH S						
R1710 CLASSROOM SUPPLIES	.00	169.90	.00	2,016.95	-2,016.95	.00
TOTAL INSTRUCTIONAL FEES HIGH	.00	169.90	.00	2,016.95	-2,016.95	.00
FUND/SCC-0119231 ROTARY - SPEC SRV./SPECIA						
R1631 ACADEMIC ORIENTED ACTIV	.00	57,425.00	.00	79,370.00	-79,370.00	.00
TOTAL ROTARY - SPEC SRV./SPEC	.00	57,425.00	.00	79,370.00	-79,370.00	.00
FUND/SCC-0119588 IB TESTING						
R1631 ACADEMIC ORIENTED ACTIV	.00	5,500.00	.00	31,925.00	-31,925.00	.00
TOTAL IB TESTING	.00	5,500.00	.00	31,925.00	-31,925.00	.00
FUND/SCC-0119918 EL SISTEMA - LOMOND VIOLI						
R1634 MUSIC ORIENTED ACTIVITY	.00	100.00	.00	-650.00	650.00	.00
TOTAL EL SISTEMA - LOMOND VIO	.00	100.00	.00	-650.00	650.00	.00
FUND/SCC-0119919 EL SISTEMA - FERNWAY VIOL						
R1634 MUSIC ORIENTED ACTIVITY	.00	.00	.00	-625.00	625.00	.00
TOTAL EL SISTEMA - FERNWAY VI	.00	.00	.00	-625.00	625.00	.00
FUND/SCC-0149237 ROTARY-INTERNAL SERV OTHE						
R1631 ACADEMIC ORIENTED ACTIV	.00	600.00	.00	624.00	-624.00	.00
TOTAL ROTARY-INTERNAL SERV OT	.00	600.00	.00	624.00	-624.00	.00

SELECTION CRITERIA: ALL
ACCOUNTING PERIOD: 5/21

SORTED BY: FUND/SCC,ACCOUNT
TOTALED ON: FUND/SCC
PAGE BREAKS ON:

FUND/SCC-0149238 SPECIAL ROTARY/RTA

ACCOUNT - - - - - TITLE - - - - -	BUDGET	PERIOD RECEIPTS	RECEIVABLES	YEAR TO DATE RECEIPTS	AVAILABLE BALANCE	YTD/ BUD
FUND/SCC-0149238 SPECIAL ROTARY/RTA						
R1390 OTHER TRANSPORTATION FEE	.00	.00	.00	218.75	-218.75	.00
TOTAL SPECIAL ROTARY/RTA	.00	.00	.00	218.75	-218.75	.00
FUND/SCC-0149241 TRANSCRIPT FEES						
R1626 PUBLIC SERVICE ACTIVITY	.00	63.00	.00	467.00	-467.00	.00
TOTAL TRANSCRIPT FEES	.00	63.00	.00	467.00	-467.00	.00
FUND/SCC-0189245 PUBLIC SCHL SUPPRT/CHOIR/						
R1410 INTEREST ON INVESTMENTS	.00	1.06	.00	9.77	-9.77	.00
R1634 MUSIC ORIENTED ACTIVITY	.00	.00	.00	3.40	-3.40	.00
TOTAL PUBLIC SCHL SUPPRT/CHOI	.00	1.06	.00	13.17	-13.17	.00
FUND/SCC-0189253 PUBLIC SCHL SUPPRT/BAND B						
R1410 INTEREST ON INVESTMENTS	.00	.95	.00	7.36	-7.36	.00
TOTAL PUBLIC SCHL SUPPRT/BAND	.00	.95	.00	7.36	-7.36	.00
FUND/SCC-0189281 PUBLIC SCHOOL SUPPORT - B						
R1410 INTEREST ON INVESTMENTS	.00	.10	.00	.94	- .94	.00
TOTAL PUBLIC SCHOOL SUPPORT -	.00	.10	.00	.94	- .94	.00
FUND/SCC-0189282 PUBLIC SCHOOL SUPPORT - F						
R1410 INTEREST ON INVESTMENTS	.00	.45	.00	4.19	-4.19	.00
TOTAL PUBLIC SCHOOL SUPPORT -	.00	.45	.00	4.19	-4.19	.00
FUND/SCC-0189283 PUBLIC SCHOOL SUPPORT - L						
R1410 INTEREST ON INVESTMENTS	.00	1.13	.00	10.54	-10.54	.00
TOTAL PUBLIC SCHOOL SUPPORT -	.00	1.13	.00	10.54	-10.54	.00
FUND/SCC-0189284 PUBLIC SUPPORT - MERCER S						
R1410 INTEREST ON INVESTMENTS	.00	.16	.00	1.51	-1.51	.00
TOTAL PUBLIC SUPPORT - MERCER	.00	.16	.00	1.51	-1.51	.00
FUND/SCC-0189285 PUBLIC SCHOOL SUPPORT - O						
R1410 INTEREST ON INVESTMENTS	.00	.64	.00	5.91	-5.91	.00
TOTAL PUBLIC SCHOOL SUPPORT -	.00	.64	.00	5.91	-5.91	.00
FUND/SCC-0189286 PUBLIC SCHOOL SUPPORT - W						
R1410 INTEREST ON INVESTMENTS	.00	.47	.00	4.25	-4.25	.00
R1626 PUBLIC SERVICE ACTIVITY	.00	.00	.00	166.00	-166.00	.00
TOTAL PUBLIC SCHOOL SUPPORT -	.00	.47	.00	170.25	-170.25	.00
FUND/SCC-0189287 PUBLIC SCHOOL SUPPORT - M						
R1410 INTEREST ON INVESTMENTS	.00	4.19	.00	34.87	-34.87	.00
R1626 PUBLIC SERVICE ACTIVITY	.00	.00	.00	240.00	-240.00	.00

SELECTION CRITERIA: ALL
ACCOUNTING PERIOD: 5/21

SORTED BY: FUND/SCC,ACCOUNT
TOTALED ON: FUND/SCC
PAGE BREAKS ON:

FUND/SCC-0189287 PUBLIC SCHOOL SUPPORT - M

ACCOUNT - - - - - TITLE - - - - -	BUDGET	PERIOD RECEIPTS	RECEIVABLES	YEAR TO DATE RECEIPTS	AVAILABLE BALANCE	YTD/ BUD
R1740 CLASS FEES	.00	125.00	.00	7,487.50	-7,487.50	.00
TOTAL PUBLIC SCHOOL SUPPORT -	.00	129.19	.00	7,762.37	-7,762.37	.00
FUND/SCC-0189288 PUBLIC SCHOOL SUPPORT - H						
R1410 INTEREST ON INVESTMENTS	.00	7.86	.00	59.94	-59.94	.00
R1740 CLASS FEES	.00	1,675.00	.00	18,793.50	-18,793.50	.00
R1890 OTHER MISC RECEIPTS	.00	.00	.00	588.50	-588.50	.00
TOTAL PUBLIC SCHOOL SUPPORT -	.00	1,682.86	.00	19,441.94	-19,441.94	.00
FUND/SCC-0200000 SHAKER MERCHANDISE						
R1833 CUSTOMER SERVICES	.00	1.11	.00	-23.46	23.46	.00
R1890 OTHER MISC RECEIPTS	.00	13.89	.00	97.22	-97.22	.00
TOTAL SHAKER MERCHANDISE	.00	15.00	.00	73.76	-73.76	.00
FUND/SCC-0229269 ANTHEM OPT LIFE INSURANCE						
R1839 OTHER ENTITIES	.00	3,540.62	.00	17,910.17	-17,910.17	.00
TOTAL ANTHEM OPT LIFE INSURAN	.00	3,540.62	.00	17,910.17	-17,910.17	.00
FUND/SCC-0229272 SERS						
R1890 OTHER MISC RECEIPTS	.00	.00	.00	88,489.30	-88,489.30	.00
TOTAL SERS	.00	.00	.00	88,489.30	-88,489.30	.00
FUND/SCC-0229275 WORKER'S COMP-AGENCY						
R1890 OTHER MISC RECEIPTS	.00	442,512.08	.00	442,512.08	-442,512.08	.00
TOTAL WORKER'S COMP-AGENCY	.00	442,512.08	.00	442,512.08	-442,512.08	.00
FUND/SCC-0229281 PAY FOR IT TRANSACTION AG						
R1890 OTHER MISC RECEIPTS	.00	.00	.00	722.00	-722.00	.00
TOTAL PAY FOR IT TRANSACTION	.00	.00	.00	722.00	-722.00	.00
FUND/SCC-0229290 ALLSTATE VOLUNTARY INSURA						
R1839 OTHER ENTITIES	.00	17,499.18	.00	87,952.99	-87,952.99	.00
TOTAL ALLSTATE VOLUNTARY INSU	.00	17,499.18	.00	87,952.99	-87,952.99	.00
FUND/SCC-0229291 LINCOLN NATIONAL LTD						
R1839 OTHER ENTITIES	.00	3,908.86	.00	19,587.53	-19,587.53	.00
TOTAL LINCOLN NATIONAL LTD	.00	3,908.86	.00	19,587.53	-19,587.53	.00
FUND/SCC-0229293 MEDICAL MUTUAL FLEX PLAN						
R1839 OTHER ENTITIES	.00	23,210.76	.00	115,783.79	-115,783.79	.00
TOTAL MEDICAL MUTUAL FLEX PLA	.00	23,210.76	.00	115,783.79	-115,783.79	.00
FUND/SCC-0229294 LEGAL SHIELD EMPLOYEE PD						
R1839 OTHER ENTITIES	.00	1,056.40	.00	5,284.92	-5,284.92	.00
TOTAL LEGAL SHIELD EMPLOYEE P	.00	1,056.40	.00	5,284.92	-5,284.92	.00

SELECTION CRITERIA: ALL
ACCOUNTING PERIOD: 5/21

SORTED BY: FUND/SCC,ACCOUNT
TOTALED ON: FUND/SCC
PAGE BREAKS ON:

FUND/SCC-0229294 LEGAL SHIELD EMPLOYEE PD

ACCOUNT - - - - - TITLE - - - - -	BUDGET	PERIOD RECEIPTS	RECEIVABLES	YEAR TO DATE RECEIPTS	AVAILABLE BALANCE	YTD/ BUD
FUND/SCC-0229806 UNIVERSITY SCHOOL-AGENCY						
R1832 OTHER SCHOOL DISTRICTS	.00	.00	.00	47,100.33	-47,100.33	.00
TOTAL UNIVERSITY SCHOOL-AGENC	.00	.00	.00	47,100.33	-47,100.33	.00
FUND/SCC-0240000 EMP. BEN/SELF INS.PRESCRI						
R1839 OTHER ENTITIES	.00	169,280.04	.00	848,755.40	-848,755.40	.00
TOTAL EMP. BEN/SELF INS.PRESC	.00	169,280.04	.00	848,755.40	-848,755.40	.00
FUND/SCC-0249261 EMP. BEN/SELF INS./DENTAL						
R1839 OTHER ENTITIES	.00	60,722.01	.00	304,790.48	-304,790.48	.00
R1890 OTHER MISC RECEIPTS	.00	.00	.00	-600,000.00	600,000.00	.00
TOTAL EMP. BEN/SELF INS./DENT	.00	60,722.01	.00	-295,209.52	295,209.52	.00
FUND/SCC-0249262 EMP. BEN/SELF INS./HEALTH						
R1839 OTHER ENTITIES	.00	693,322.89	.00	3,474,650.78	-3,474,650.78	.00
R1890 OTHER MISC RECEIPTS	.00	.00	.00	600,000.00	-600,000.00	.00
TOTAL EMP. BEN/SELF INS./HEAL	.00	693,322.89	.00	4,074,650.78	-4,074,650.78	.00
FUND/SCC-0249264 EMP. BEN/SELF INS./COBRA						
R1839 OTHER ENTITIES	.00	4,837.98	.00	8,582.93	-8,582.93	.00
TOTAL EMP. BEN/SELF INS./COBR	.00	4,837.98	.00	8,582.93	-8,582.93	.00
FUND/SCC-0249270 ANTHEM LIFE INSURANCE						
R1839 OTHER ENTITIES	.00	5,892.37	.00	28,232.89	-28,232.89	.00
TOTAL ANTHEM LIFE INSURANCE	.00	5,892.37	.00	28,232.89	-28,232.89	.00
FUND/SCC-0279210 WORKMAN'S COMP- RESERVE F						
R1890 OTHER MISC RECEIPTS	.00	.00	.00	-100,000.00	100,000.00	.00
TOTAL WORKMAN'S COMP- RESERVE	.00	.00	.00	-100,000.00	100,000.00	.00
FUND/SCC-0279212 WORKMAN'S COMP- RESERVE F						
R1890 OTHER MISC RECEIPTS	.00	.00	.00	100,000.00	-100,000.00	.00
TOTAL WORKMAN'S COMP- RESERVE	.00	.00	.00	100,000.00	-100,000.00	.00
FUND/SCC-2009501 STUDENT ACTIVITY/BOOKSTOR						
R1640 BOOKSTORE SALES	.00	100.00	.00	248.00	-248.00	.00
TOTAL STUDENT ACTIVITY/BOOKST	.00	100.00	.00	248.00	-248.00	.00
FUND/SCC-2009509 STUDENT ACTIVITY/CHOIR						
R1634 MUSIC ORIENTED ACTIVITY	.00	.00	.00	64.00	-64.00	.00
TOTAL STUDENT ACTIVITY/CHOIR	.00	.00	.00	64.00	-64.00	.00
FUND/SCC-2009521 STUDENT ACTIVITY/DRAMA						
R1820 CONTRIBUT-PRIVATE SOURCE	.00	.00	.00	1,492.28	-1,492.28	.00

SELECTION CRITERIA: ALL
ACCOUNTING PERIOD: 5/21

SORTED BY: FUND/SCC,ACCOUNT
TOTALED ON: FUND/SCC
PAGE BREAKS ON:

FUND/SCC-2009521 STUDENT ACTIVITY/DRAMA

ACCOUNT - - - - - TITLE - - - - -	BUDGET	PERIOD RECEIPTS	RECEIVABLES	YEAR TO DATE RECEIPTS	AVAILABLE BALANCE	YTD/ BUD
TOTAL STUDENT ACTIVITY/DRAMA	.00	.00	.00	1,492.28	-1,492.28	.00
FUND/SCC-2009525 STUDENT ACTIVITY/LATIN CL						
R1622 LANGUAGE ORIENTD ACTIVIT	.00	.00	.00	130.00	-130.00	.00
R1632 LANGUAGE ORIENTD ACTIVIT	.00	.00	.00	72.00	-72.00	.00
TOTAL STUDENT ACTIVITY/LATIN	.00	.00	.00	202.00	-202.00	.00
FUND/SCC-2009528 STUDENT ACTIVITY/GRISTMIL						
R1626 PUBLIC SERVICE ACTIVITY	.00	2,415.00	.00	11,942.34	-11,942.34	.00
TOTAL STUDENT ACTIVITY/GRISTM	.00	2,415.00	.00	11,942.34	-11,942.34	.00
FUND/SCC-2009535 STUDENT ACTIVITY/ MODEL U						
R1631 ACADEMIC ORIENTED ACTIV	.00	145.00	.00	145.00	-145.00	.00
TOTAL STUDENT ACTIVITY/ MODEL	.00	145.00	.00	145.00	-145.00	.00
FUND/SCC-2009576 SANKOFA						
R1624 MUSIC ORIENTED ACTIVITY	.00	.00	.00	77.00	-77.00	.00
TOTAL SANKOFA	.00	.00	.00	77.00	-77.00	.00
FUND/SCC-2009602 CLASS OF 2021						
R1626 PUBLIC SERVICE ACTIVITY	.00	465.00	.00	2,115.00	-2,115.00	.00
R1820 CONTRIBUT-PRIVATE SOURCE	.00	.00	.00	20.00	-20.00	.00
TOTAL CLASS OF 2021	.00	465.00	.00	2,135.00	-2,135.00	.00
FUND/SCC-2009610 HS CLASS OF 2024						
R1820 CONTRIBUT-PRIVATE SOURCE	.00	185.49	.00	185.49	-185.49	.00
TOTAL HS CLASS OF 2024	.00	185.49	.00	185.49	-185.49	.00
FUND/SCC-3009601 ATHLETICS/H.S. MEN'S ATHL						
R1625 SPORT ORIENTED ACTIVITIE	.00	.00	.00	3,654.00	-3,654.00	.00
R1860 FINES	.00	.00	.00	25.00	-25.00	.00
R5100 TRANSFERS-IN	.00	.00	.00	55,000.00	-55,000.00	.00
TOTAL ATHLETICS/H.S. MEN'S AT	.00	.00	.00	58,679.00	-58,679.00	.00
FUND/SCC-3009602 ATHLETICS/M.S. ATHLETICS						
R1615 SPORT ORIENTED ACTIVITIE	.00	560.00	.00	560.00	-560.00	.00
R5100 TRANSFERS-IN	.00	.00	.00	25,000.00	-25,000.00	.00
TOTAL ATHLETICS/M.S. ATHLETIC	.00	560.00	.00	25,560.00	-25,560.00	.00
FUND/SCC-3009603 ATHLETICS/H.S. WOMEN'S AT						
R1625 SPORT ORIENTED ACTIVITIE	.00	.00	.00	7,440.18	-7,440.18	.00
R5100 TRANSFERS-IN	.00	.00	.00	45,000.00	-45,000.00	.00
TOTAL ATHLETICS/H.S. WOMEN'S	.00	.00	.00	52,440.18	-52,440.18	.00

FUND/SCC-3009608 ATHLETICS/GIRLS' VOLLEYBA

SELECTION CRITERIA: ALL
ACCOUNTING PERIOD: 5/21

SORTED BY: FUND/SCC,ACCOUNT
TOTALED ON: FUND/SCC
PAGE BREAKS ON:

FUND/SCC-3009608 ATHLETICS/GIRLS' VOLLEYBA

ACCOUNT - - - - - TITLE - - - - -	BUDGET	PERIOD RECEIPTS	RECEIVABLES	YEAR TO DATE RECEIPTS	AVAILABLE BALANCE	YTD/ BUD
R1890 OTHER MISC RECEIPTS	.00	300.00	.00	300.00	-300.00	.00
TOTAL ATHLETICS/GIRLS' VOLLEY	.00	300.00	.00	300.00	-300.00	.00
FUND/SCC-3009614 ATHLETICS/BASKETBALL FUND						
R1625 SPORT ORIENTED ACTIVITIE	.00	.00	.00	240.00	-240.00	.00
TOTAL ATHLETICS/BASKETBALL FU	.00	.00	.00	240.00	-240.00	.00
FUND/SCC-3009621 ATHLETICS - BOY LACROSSE						
R1625 SPORT ORIENTED ACTIVITIE	.00	415.00	.00	415.00	-415.00	.00
TOTAL ATHLETICS - BOY LACROSS	.00	415.00	.00	415.00	-415.00	.00
FUND/SCC-3009622 BOYS SOCCER FUND RAISINI						
R1635 SPORT ORIENTED ACTIVITIE	.00	55.00	.00	55.00	-55.00	.00
R1890 OTHER MISC RECEIPTS	.00	300.00	.00	300.00	-300.00	.00
TOTAL BOYS SOCCER FUND RAISI	.00	355.00	.00	355.00	-355.00	.00
FUND/SCC-4019103 ST. DOMINIC FY21						
R1410 INTEREST ON INVESTMENTS	.00	3.82	.00	24.24	-24.24	.00
R3219 OTHR RSTRD GRANT AID -OH	.00	44,760.37	.00	85,969.01	-85,969.01	.00
TOTAL ST. DOMINIC FY21	.00	44,764.19	.00	85,993.25	-85,993.25	.00
FUND/SCC-4019203 ST DOMINIC FY20						
R1410 INTEREST ON INVESTMENTS	.00	.00	.00	13.57	-13.57	.00
TOTAL ST DOMINIC FY20	.00	.00	.00	13.57	-13.57	.00
FUND/SCC-4519221 ETECH CONNECTIVITY FY21						
R3219 OTHR RSTRD GRANT AID -OH	.00	.00	.00	7,200.00	-7,200.00	.00
TOTAL ETECH CONNECTIVITY FY21	.00	.00	.00	7,200.00	-7,200.00	.00
FUND/SCC-4679321 STDT WELL/SUCCESS FY21						
R3219 OTHR RSTRD GRANT AID -OH	.00	.00	.00	166,737.00	-166,737.00	.00
TOTAL STDT WELL/SUCCESS FY21	.00	.00	.00	166,737.00	-166,737.00	.00
FUND/SCC-4999020 PARENT MENTOR GRANT FY20						
R3219 OTHR RSTRD GRANT AID -OH	.00	.00	.00	2,662.50	-2,662.50	.00
TOTAL PARENT MENTOR GRANT FY2	.00	.00	.00	2,662.50	-2,662.50	.00
FUND/SCC-5109021 SUBURBAN GRANT FY 21						
R4220 RSTRD GRANT AID-FED GOV	.00	206,054.00	.00	206,054.00	-206,054.00	.00
TOTAL SUBURBAN GRANT FY 21	.00	206,054.00	.00	206,054.00	-206,054.00	.00
FUND/SCC-5169014 6B RESTORATION GRANT FY20						
R4220 RSTRD GRANT AID-FED GOV	.00	.00	.00	28,345.40	-28,345.40	.00
TOTAL 6B RESTORATION GRANT FY	.00	.00	.00	28,345.40	-28,345.40	.00

SELECTION CRITERIA: ALL
ACCOUNTING PERIOD: 5/21

SORTED BY: FUND/SCC,ACCOUNT
TOTALED ON: FUND/SCC
PAGE BREAKS ON:

FUND/SCC-5169016 IDEA FY20

ACCOUNT - - - - - TITLE - - - - -	BUDGET	PERIOD RECEIPTS	RECEIVABLES	YEAR TO DATE RECEIPTS	AVAILABLE BALANCE	YTD/ BUD
FUND/SCC-5169016 IDEA FY20						
R4220 RSTRD GRANT AID-FED GOV	.00	35,748.82	.00	294,845.99	-294,845.99	.00
TOTAL IDEA FY20	.00	35,748.82	.00	294,845.99	-294,845.99	.00
FUND/SCC-5519051 TITLE III LEP FY20						
R4220 RSTRD GRANT AID-FED GOV	.00	414.15	.00	4,276.48	-4,276.48	.00
TOTAL TITLE III LEP FY20	.00	414.15	.00	4,276.48	-4,276.48	.00
FUND/SCC-5729072 TITLE I FY20						
R4220 RSTRD GRANT AID-FED GOV	.00	19,322.38	.00	183,768.28	-183,768.28	.00
TOTAL TITLE I FY20	.00	19,322.38	.00	183,768.28	-183,768.28	.00
FUND/SCC-5879087 PRE-K SPEC ED GRANT FY20						
R4220 RSTRD GRANT AID-FED GOV	.00	651.42	.00	5,225.56	-5,225.56	.00
TOTAL PRE-K SPEC ED GRANT FY2	.00	651.42	.00	5,225.56	-5,225.56	.00
FUND/SCC-5909090 TITLE IIA TEACH QUAL FY20						
R4220 RSTRD GRANT AID-FED GOV	.00	.00	.00	1,662.00	-1,662.00	.00
TOTAL TITLE IIA TEACH QUAL FY	.00	.00	.00	1,662.00	-1,662.00	.00
FUND/SCC-5999099 TITLE IV FY20						
R4220 RSTRD GRANT AID-FED GOV	.00	.00	.00	22,884.56	-22,884.56	.00
TOTAL TITLE IV FY20	.00	.00	.00	22,884.56	-22,884.56	.00
TOTAL REPORT	.00	4,511,474.98	.00	56,212,025.23	-56,212,025.23	.00

8. BUDGET ACCOUNT SUMMARY

SELECTION CRITERIA: ALL
ACCOUNTING PERIOD: 5/21

SORTED BY: FUND/SCC,1ST SUBTOTAL,ACCOUNT
TOTALED ON: FUND/SCC,1ST SUBTOTAL
PAGE BREAKS ON:

FUND/SCC-0010000 GENERAL
1ST SUBTOTAL-100 PERSONAL SERVICES

ACCOUNT	- - - - - TITLE - - - - -	BUDGET	PERIOD EXPENDITURES	ENCUMBRANCES OUTSTANDING	YEAR TO DATE EXP	AVAILABLE BALANCE	YTD/ BUD
111	REGULAR	38,653,357.00	3,331,148.76	.00	16,801,575.65	21,851,781.35	43.47
112	TEMPORARY	1,018,000.00	53,817.14	.00	187,568.33	830,431.67	18.43
113	SUPPLEMENTAL	1,351,000.00	69,748.12	.00	495,657.15	855,342.85	36.69
119	OTHER CERTIFIED SAL	161,000.00	.00	.00	20,045.39	140,954.61	12.45
121	SICK LEAVE	1,742,603.00	160,388.63	.00	344,056.28	1,398,546.72	19.74
122	PERSONAL LEAVE	291,638.00	21,987.49	.00	40,191.32	251,446.68	13.78
123	VACATION LEAVE	152,164.00	9,262.35	.00	66,107.80	86,056.20	43.45
125	PROFESSIONAL LEAVE	710,798.00	6,081.61	.00	8,887.38	701,910.62	1.25
127	JURY DUTY	6,726.00	.00	.00	.00	6,726.00	.00
129	OTHER CERTIFIED LEA	18,714.00	.00	.00	.00	18,714.00	.00
132	TERMINATION BENEFIT	43,501.00	.00	.00	39,498.32	4,002.68	90.80
139	OTHER CERTIFIED COM	272,499.00	.00	35,919.61	118,373.01	118,206.38	56.62
141	REGULAR	12,047,800.00	945,463.30	.00	4,964,392.33	7,083,407.67	41.21
142	TEMPORARY	618,000.00	22,249.48	.00	97,750.26	520,249.74	15.82
143	SUPPLEMENTAL	519,000.00	115,126.62	.00	187,977.13	331,022.87	36.22
144	OVERTIME	1,200,000.00	43,393.49	.00	139,675.82	1,060,324.18	11.64
149	OTHER NONCERTIFIED	37,000.00	.00	.00	6,687.72	30,312.28	18.07
151	SICK LEAVE	638,884.00	77,496.36	.00	203,763.44	435,120.56	31.89
152	PERSONAL LEAVE	100,291.00	9,324.91	.00	35,848.64	64,442.36	35.74
153	VACATION LEAVE	490,122.00	37,260.19	.00	206,599.56	283,522.44	42.15
154	HOLIDAYS	183,713.00	.00	.00	.00	183,713.00	.00
155	PROFESSIONAL LEAVE	57,010.00	290.80	.00	290.80	56,719.20	.51
157	JURY DUTY	2,180.00	.00	.00	155.92	2,024.08	7.15
159	OTHER NONCERTIFIED	61,211.00	.00	.00	.00	61,211.00	.00
162	TERMINATION BENEFIT	38,789.00	.00	.00	41,145.30	-2,356.30	106.07
169	OTHER NONCERTIFIED	9,000.00	.00	.00	11,374.89	-2,374.89	126.39
172	STUDENT WORKERS	21,484.00	3,962.50	.00	12,576.58	8,907.42	58.54
179	OTHER EMPLOYEES	287,516.00	563.28	.00	563.28	286,952.72	.20
TOTAL PERSONAL SERVICES		60,734,000.00	4,907,565.03	35,919.61	24,030,762.30	36,667,318.09	39.63
1ST SUBTOTAL-200 EMPLOYEE RETIREMNT & INS.							
211	STRS-EMPLOYER'S SHA	6,217,231.00	514,263.65	.00	2,534,790.61	3,682,440.39	40.77
212	STRS-EMPLOYER'S SHA	342,769.00	29,895.98	.00	145,512.38	197,256.62	42.45
213	SOCIAL SECURITY	622,118.00	50,892.56	.00	251,851.51	370,266.49	40.48
221	SERS-EMPLOYER'S SHA	2,571,236.00	200,831.77	.00	960,224.27	1,611,011.73	37.34
222	SERS-EMPLOYER'S SHA	365,764.00	30,876.85	.00	152,511.97	213,252.03	41.70
223	SOCIAL SECURITY	212,882.00	17,823.53	.00	83,111.80	129,770.20	39.04
231	TUITION REIMBURSEME	124,696.11	.00	14,102.11	.00	110,594.00	11.31
232	UNIFORM/TOOLSREIMBU	39,897.50	875.40	19,036.29	10,084.19	10,777.02	72.99
233	MEETING EXPENSE-SUP	89,205.96	4,034.36	19,352.25	7,540.05	62,313.66	30.15
239	OTHER REIMBURSEMENT	161.00	.00	.00	.00	161.00	.00
241	MEDICAL/HOSPITALIZA	4,961,922.00	387,315.05	.00	1,927,359.90	3,034,562.10	38.84
242	LIFE INSURANCE	37,827.00	3,835.08	.00	17,786.87	20,040.13	47.02
243	DENTAL INSURANCE	425,930.00	33,150.12	.00	165,223.26	260,706.74	38.79
249	CERTIFIED OTHER INS	1,202,872.00	94,610.52	.00	469,169.36	733,702.64	39.00
251	MEDICAL/HOSPITALIZA	2,385,314.00	176,748.89	.00	942,237.77	1,443,076.23	39.50

SELECTION CRITERIA: ALL
ACCOUNTING PERIOD: 5/21

SORTED BY: FUND/SCC,1ST SUBTOTAL,ACCOUNT
TOTALED ON: FUND/SCC,1ST SUBTOTAL
PAGE BREAKS ON:

FUND/SCC-0010000 GENERAL
1ST SUBTOTAL-200 EMPLOYEE RETIREMNT & INS.

ACCOUNT	- - - - - TITLE - - - - -	BUDGET	PERIOD EXPENDITURES	ENCUMBRANCES OUTSTANDING	YEAR TO DATE EXP	AVAILABLE BALANCE	YTD/ BUD
252	LIFE INSURANCE	20,673.00	1,669.34	.00	8,765.43	11,907.57	42.40
253	DENTAL INSURANCE	214,075.00	15,969.76	.00	84,568.26	129,506.74	39.50
259	NONCERTIFIED INS BE	582,887.00	43,312.63	.00	230,130.18	352,756.82	39.48
261	WORKERS COMP-CERTIF	112,306.00	9,150.72	.00	45,139.41	67,166.59	40.19
262	WORKERS COMP NON-CE	39,694.00	3,033.46	.00	14,652.78	25,041.22	36.91
281	UNEMPLOYMENT CERTIF	.00	.00	25,000.00	.00	-25,000.00	.00
282	UNEMPLOYMENT NON-CE	304,102.09	28,600.84	213,949.67	44,052.42	46,100.00	84.84
	TOTAL EMPLOYEE RETIREMNT & IN	20,873,562.66	1,646,890.51	291,440.32	8,094,712.42	12,487,409.92	40.18
1ST SUBTOTAL-400 PURCHASED SERVICES							
411	INSTRUCTION SERVICE	105,605.85	440.00	147,905.85	17,093.00	-59,393.00	156.24
412	INSTRUCT. IMPROV. S	288,360.00	93,443.57	191,565.36	186,226.77	-89,432.13	131.01
413	HEALTH SERVICES	844,611.38	130,509.55	495,648.29	277,045.55	71,917.54	91.49
414	STAFF SERVICES	844,711.00	27,010.36	913,135.08	44,444.92	-112,869.00	113.36
415	MANAGEMENT SERVICES	43,631.00	4,133.45	26,251.46	18,748.54	-1,369.00	103.14
416	DATA PROCESSING SER	143,873.54	.00	44,933.14	116,843.20	-17,902.80	112.44
417	STATISTICAL SERVICE	271,289.00	6,252.91	293,623.27	6,376.73	-28,711.00	110.58
418	PROF./LEGAL SERVICE	584,387.37	38,231.80	478,100.00	132,009.30	-25,721.93	104.40
419	OTHER PROF. & TECH.	2,747,340.38	63,054.63	1,190,158.59	799,088.82	758,092.97	72.41
422	GARBAGE REMOVE & CL	86,780.42	7,231.91	47,996.47	26,231.08	12,552.87	85.53
423	REPAIRS & MAINTENAN	1,368,543.31	179,441.48	1,038,303.42	467,491.21	-137,251.32	110.03
424	PROPERTY INSURANCE	175,000.00	.00	.00	169,233.00	5,767.00	96.70
425	RENTALS	54,682.22	5,688.00	17,571.35	16,204.83	20,906.04	61.77
426	LEASE PURCHASE AGRE	155,204.78	10,336.25	112,456.03	54,660.75	-11,912.00	107.68
431	CERTIFIED TRAVEL RE	24,215.97	.00	667.56	71.24	23,477.17	3.05
432	CERTIFIED MEETING E	305,238.59	-9,240.59	12,146.00	8,163.56	284,929.03	6.65
433	NONCERTIFIED TRAVEL	6,078.60	233.60	.00	423.20	5,655.40	6.96
434	NONCERTIFIED MEETIN	60,052.74	.00	11,882.50	1,822.00	46,348.24	22.82
439	OTHER TRAV./MEET EX	5,730.00	240.00	240.00	2,280.00	3,210.00	43.98
441	TELEPHONE SERVICE	204,645.91	9,671.73	136,009.02	102,569.40	-33,932.51	116.58
442	TELEGRAPH SERVICE	-164,400.00	.00	.00	-66,989.74	-97,410.26	40.75
443	POSTAGE	31,994.00	5.44	.00	10,091.66	21,902.34	31.54
444	POSTAGE MACHINE REN	5,761.00	50.00	4,278.84	1,426.28	55.88	99.03
445	MAIL/MESSENGER SERV	1,571.86	18.86	1,781.14	54.96	-264.24	116.81
446	ADVERTISING	2,432.00	.00	.00	738.24	1,693.76	30.36
447	INTERNET ACCESS SER	38,834.42	2,723.86	21,792.58	13,619.30	3,422.54	91.19
449	OTHER COMMUNICATION	183.00	.00	.00	.00	183.00	.00
451	ELECTRICITY	625,000.00	61,404.72	417,384.57	253,187.79	-45,572.36	107.29
452	WATER AND SEWAGE	294,000.00	17,767.04	317,156.66	73,048.34	-96,205.00	132.72
453	GAS	356,224.00	46,721.65	547,846.93	98,568.19	-290,191.12	181.46
461	PRINTING AND BINDIN	157,410.79	.00	23,691.00	8,199.18	125,520.61	20.26
462	CONTRACTED FOOD SER	608.00	.00	.00	.00	608.00	.00
471	TUITION PD. OTHER O	405,094.97	1,181.15	15,000.00	3,852.05	386,242.92	4.65
473	PAYMNTS TO PRIV. SC	26,404.00	1,935.03	.00	11,516.47	14,887.53	43.62
474	EXCESS COSTS	251,779.00	.00	.00	-39.54	251,818.54	- .02
475	SPEC ED PMNT WITHIN	4,246,371.93	289,222.55	1,798,733.09	1,238,912.72	1,208,726.12	71.54

SELECTION CRITERIA: ALL
ACCOUNTING PERIOD: 5/21

SORTED BY: FUND/SCC,1ST SUBTOTAL,ACCOUNT
TOTALED ON: FUND/SCC,1ST SUBTOTAL
PAGE BREAKS ON:

FUND/SCC-0010000 GENERAL
1ST SUBTOTAL-400 PURCHASED SERVICES

ACCOUNT	- - - - - TITLE - - - - -	BUDGET	PERIOD EXPENDITURES	ENCUMBRANCES OUTSTANDING	YEAR TO DATE EXP	AVAILABLE BALANCE	YTD/ BUD
476	PAYMNT UNDER A VOC.	726,226.77	20,696.14	446,986.64	217,367.28	61,872.85	91.48
477	PAYMNT UNDER OPEN E	231,112.00	9,644.21	45,000.00	68,357.23	117,754.77	49.05
479	OTHER PAYMENTS	116,360.00	1,441.20	.00	52,960.14	63,399.86	45.51
483	TRANSP. FROM OTHER	1,714,677.01	17,376.00	279,990.51	51,192.00	1,383,494.50	19.31
499	OTHER PURCHASED SER	250,000.00	.00	.00	.00	250,000.00	.00
	TOTAL PURCHASED SERVICES	17,637,626.81	1,036,866.50	9,078,235.35	4,483,089.65	4,076,301.81	76.89
1ST SUBTOTAL-500 SUPPLIES AND MATERIALS							
511	CLASSROOM SUPPLIES	769,602.47	56,381.33	213,673.48	173,799.10	382,129.89	50.35
512	OFFICE SUPPLIES	146,027.56	6,833.10	39,979.34	22,063.53	83,984.69	42.49
514	HEALTH & HYGIENE SU	11,027.00	246.44	.00	6,850.94	4,176.06	62.13
516	SOFTWARE MATERIALS	365,125.56	9,889.01	72,998.40	194,687.05	97,440.11	73.31
517	COMPUTER SUPPLIES	44,212.88	.00	9,598.60	3,741.58	30,872.70	30.17
519	OTHER GENERAL SUPPL	514,440.55	141,899.00	1,458,362.33	580,053.80	-1,523,975.58	396.24
521	NEW TEXTBOOKS	233,999.79	-378.04	32,458.98	21,227.41	180,313.40	22.94
523	REBINDING TEXTBOOKS	3,541.00	.00	867.51	867.51	1,805.98	49.00
524	SUPPLEMENTAL TEXTBO	734.00	.00	.00	.00	734.00	.00
525	ELECTRON INSTRUC MA	229,847.00	.00	19,221.10	203,469.96	7,155.94	96.89
531	NEW LIBRARY BOOKS	176,699.03	10,836.25	117,398.05	38,363.96	20,937.02	88.15
541	NEWSPAPERS	1,326.13	.00	.00	.00	1,326.13	.00
542	PERIODICALS	7,057.50	1,894.45	2,467.00	2,495.83	2,094.67	70.32
546	SUBSCRIPTION SERVIC	57,739.00	16,148.44	535.60	59,167.44	-1,964.04	103.40
560	FOOD & MATERIALS	22,476.08	.00	156.08	406.90	21,913.10	2.50
568	CANDIES AND SNACKS	33.00	.00	.00	.00	33.00	.00
569	OTHER	2,647.00	.00	.00	76.50	2,570.50	2.89
571	LAND	46,773.48	925.41	49,584.70	11,083.68	-13,894.90	129.71
572	BUILDINGS	648,425.94	40,673.72	105,963.20	133,520.88	408,941.86	36.93
573	EQUIPMENT AND FURNI	4,620.00	.00	.00	.00	4,620.00	.00
581	VEHICLE REPAIR PART	355,410.59	11,105.63	249,310.28	95,892.02	10,208.29	97.13
582	FUEL	235,259.85	.00	226,965.22	14,294.63	-6,000.00	102.55
583	TIRES AND TUBES	15,445.97	.00	14,902.08	3,199.89	-2,656.00	117.20
	TOTAL SUPPLIES AND MATERIALS	3,892,471.38	296,454.74	2,614,441.95	1,565,262.61	-287,233.18	107.38
1ST SUBTOTAL-600 CAPITAL OUTLAY							
620	BUILDINGS	517,339.69	.00	175,239.69	35,435.00	306,665.00	40.72
630	IMPROVEMENTS NON BU	.00	.00	59,580.00	.00	-59,580.00	.00
640	EQUIPMENT	1,378,536.62	127,865.63	218,896.44	913,781.06	245,859.12	82.17
644	TECHNICAL EQUIPMENT	403,125.20	111,364.81	255,437.32	448,434.39	-300,746.51	174.60
645	CAPITALIZED EQUIPME	106,886.30	18,246.44	17,670.30	18,246.44	70,969.56	33.60
660	SCHOOL BUSES	254,393.14	.00	62,575.14	.00	191,818.00	24.60
	TOTAL CAPITAL OUTLAY	2,660,280.95	257,476.88	789,398.89	1,415,896.89	454,985.17	82.90
1ST SUBTOTAL-800 OTHER OBJECTS							
811	SERIAL BONDS	190,000.00	.00	.00	.00	190,000.00	.00
814	LOAN FOR ENERGY CON	155,000.00	.00	.00	.00	155,000.00	.00
821	SERIAL BONDS	9,800.00	.00	.00	.00	9,800.00	.00

SELECTION CRITERIA: ALL
ACCOUNTING PERIOD: 5/21

SORTED BY: FUND/SCC,1ST SUBTOTAL,ACCOUNT
TOTALED ON: FUND/SCC,1ST SUBTOTAL
PAGE BREAKS ON:

FUND/SCC-0010000 GENERAL
1ST SUBTOTAL-800 OTHER OBJECTS

ACCOUNT	- - - - - TITLE - - - - -	BUDGET	PERIOD EXPENDITURES	ENCUMBRANCES OUTSTANDING	YEAR TO DATE EXP	AVAILABLE BALANCE	YTD/ BUD
824	LOANS-ENERGY CONSER	27,775.00	.00	.00	.00	27,775.00	.00
840	DUES AND FEES	249.00	.00	.00	.00	249.00	.00
841	MEMBERSHIP-PROFESSI	129,435.67	.00	81,292.67	18,811.24	29,331.76	77.34
843	AUDIT EXAMINATIONS	54,897.00	11,816.00	35,377.00	18,344.00	1,176.00	97.86
845	PROPERTY TAX COLLEC	1,182,000.00	.00	.00	465,529.32	716,470.68	39.38
848	BANK CHARGES	92,662.23	4,079.03	107,786.89	15,684.57	-30,809.23	133.25
849	OTHER DUES AND FEES	16,804.50	.00	43,985.25	4,020.21	-31,200.96	285.67
851	LIABILITY INSURANCE	103,574.00	.00	20,000.00	96,621.00	-13,047.00	112.60
853	FIDELITY BOND PREMI	2,426.00	.00	.00	.00	2,426.00	.00
864	OUT OF COURT SETTLE	40,253.00	.00	28,253.00	.00	12,000.00	70.19
870	TAXES AND ASSESSMEN	6,513.00	.00	7,500.00	.00	-987.00	115.15
880	AWARDS AND PRIZES	991.00	.00	.00	.00	991.00	.00
889	OTHER AWARDS AND PR	1,125.00	.00	.00	.00	1,125.00	.00
899	OTHER MISCELLANEOUS	241.00	.00	120.00	.00	121.00	49.79
	TOTAL OTHER OBJECTS	2,013,746.40	15,895.03	324,314.81	619,010.34	1,070,421.25	46.84
1ST SUBTOTAL-900 OTHER USES OF FUNDS							
910	TRANSFER & CONTINGE	365,000.00	.00	.00	125,000.00	240,000.00	34.25
	TOTAL OTHER USES OF FUNDS	365,000.00	.00	.00	125,000.00	240,000.00	34.25
	TOTAL GENERAL	108,176,688.20	8,161,148.69	13,133,750.93	40,333,734.21	54,709,203.06	49.43
FUND/SCC-0020000 BOND RETIREMENT							
1ST SUBTOTAL-400 PURCHASED SERVICES							
418	PROF./LEGAL SERVICE	15,000.00	.00	20,000.00	.00	-5,000.00	133.33
419	OTHER PROF. & TECH.	15,000.00	.00	.00	.00	15,000.00	.00
	TOTAL PURCHASED SERVICES	30,000.00	.00	20,000.00	.00	10,000.00	66.67
1ST SUBTOTAL-800 OTHER OBJECTS							
811	SERIAL BONDS	1,265,000.00	.00	.00	.00	1,265,000.00	.00
821	SERIAL BONDS	238,528.00	.00	.00	.00	238,528.00	.00
845	PROPERTY TAX COLLEC	35,000.00	.00	.00	10,200.62	24,799.38	29.14
	TOTAL OTHER OBJECTS	1,538,528.00	.00	.00	10,200.62	1,528,327.38	.66
	TOTAL BOND RETIREMENT	1,568,528.00	.00	20,000.00	10,200.62	1,538,327.38	1.93
FUND/SCC-0029400 BOND DEC 2017							
1ST SUBTOTAL-400 PURCHASED SERVICES							
419	OTHER PROF. & TECH.	70,539.00	.00	600.00	.00	69,939.00	.85
	TOTAL PURCHASED SERVICES	70,539.00	.00	600.00	.00	69,939.00	.85
1ST SUBTOTAL-800 OTHER OBJECTS							
811	SERIAL BONDS	1,060,000.00	.00	.00	.00	1,060,000.00	.00
821	SERIAL BONDS	951,533.00	.00	.00	.00	951,533.00	.00
845	PROPERTY TAX COLLEC	50,000.00	.00	.00	14,454.50	35,545.50	28.91
	TOTAL OTHER OBJECTS	2,061,533.00	.00	.00	14,454.50	2,047,078.50	.70

SELECTION CRITERIA: ALL
ACCOUNTING PERIOD: 5/21

SORTED BY: FUND/SCC,1ST SUBTOTAL,ACCOUNT
TOTALED ON: FUND/SCC,1ST SUBTOTAL
PAGE BREAKS ON:

FUND/SCC-0029400 BOND DEC 2017
1ST SUBTOTAL-800 OTHER OBJECTS

ACCOUNT	- - - - - TITLE - - - - -	BUDGET	PERIOD EXPENDITURES	ENCUMBRANCES OUTSTANDING	YEAR TO DATE EXP	AVAILABLE BALANCE	YTD/ BUD
	TOTAL BOND DEC 2017	2,132,072.00	.00	600.00	14,454.50	2,117,017.50	.71
FUND/SCC-0030000	PERMANENT IMPROVEMENT						
1ST SUBTOTAL-800	OTHER OBJECTS						
845	PROPERTY TAX COLLEC	1,000,000.00	.00	.00	.00	1,000,000.00	.00
	TOTAL OTHER OBJECTS	1,000,000.00	.00	.00	.00	1,000,000.00	.00
	TOTAL PERMANENT IMPROVEMENT	1,000,000.00	.00	.00	.00	1,000,000.00	.00
FUND/SCC-0049121	AASL LIBRARY GRANT FY21						
1ST SUBTOTAL-500	SUPPLIES AND MATERIALS						
531	NEW LIBRARY BOOKS	.00	2,909.59	6,877.10	13,122.90	-20,000.00	.00
	TOTAL SUPPLIES AND MATERIALS	.00	2,909.59	6,877.10	13,122.90	-20,000.00	.00
	TOTAL AASL LIBRARY GRANT FY21	.00	2,909.59	6,877.10	13,122.90	-20,000.00	.00
FUND/SCC-0049165	SSF - TECHNOLOGY PROJECTS						
1ST SUBTOTAL-600	CAPITAL OUTLAY						
645	CAPITALIZED EQUIPME	.00	.00	153,294.67	.00	-153,294.67	.00
	TOTAL CAPITAL OUTLAY	.00	.00	153,294.67	.00	-153,294.67	.00
	TOTAL SSF - TECHNOLOGY PROJEC	.00	.00	153,294.67	.00	-153,294.67	.00
FUND/SCC-0049167	SSF PROJECTS - RED & WHIT						
1ST SUBTOTAL-600	CAPITAL OUTLAY						
644	TECHNICAL EQUIPMENT	.00	545.00	1,995.00	545.00	-2,540.00	.00
	TOTAL CAPITAL OUTLAY	.00	545.00	1,995.00	545.00	-2,540.00	.00
	TOTAL SSF PROJECTS - RED & WH	.00	545.00	1,995.00	545.00	-2,540.00	.00
FUND/SCC-0049400	BOND FY18 $20.1MM						
1ST SUBTOTAL-400	PURCHASED SERVICES						
415	MANAGEMENT SERVICES	.00	93.03	10,990.55	1,009.45	-12,000.00	.00
419	OTHER PROF. & TECH.	924,643.88	95,133.50	78,535.48	381,061.31	465,047.09	49.71
	TOTAL PURCHASED SERVICES	924,643.88	95,226.53	89,526.03	382,070.76	453,047.09	51.00
1ST SUBTOTAL-600	CAPITAL OUTLAY						
620	BUILDINGS	7,885,664.91	606,448.04	1,378,278.98	4,635,654.39	1,871,731.54	76.26
630	IMPROVEMENTS NON BU	600,000.00	.00	77,509.00	41,200.50	481,290.50	19.78
	TOTAL CAPITAL OUTLAY	8,485,664.91	606,448.04	1,455,787.98	4,676,854.89	2,353,022.04	72.27
	TOTAL BOND FY18 $20.1MM	9,410,308.79	701,674.57	1,545,314.01	5,058,925.65	2,806,069.13	70.18
FUND/SCC-0049401	BANS FY18 $9.9MM						
1ST SUBTOTAL-400	PURCHASED SERVICES						

SELECTION CRITERIA: ALL
ACCOUNTING PERIOD: 5/21

SORTED BY: FUND/SCC,1ST SUBTOTAL,ACCOUNT
TOTALED ON: FUND/SCC,1ST SUBTOTAL
PAGE BREAKS ON:

FUND/SCC-0049401 BANS FY18 $9.9MM
1ST SUBTOTAL-400 PURCHASED SERVICES

ACCOUNT	- - - - - TITLE - - - - -	BUDGET	PERIOD EXPENDITURES	ENCUMBRANCES OUTSTANDING	YEAR TO DATE EXP	AVAILABLE BALANCE	YTD/ BUD
415	MANAGEMENT SERVICES	.00	157.72	4,277.62	1,722.38	-6,000.00	.00
	TOTAL PURCHASED SERVICES	.00	157.72	4,277.62	1,722.38	-6,000.00	.00
	TOTAL BANS FY18 $9.9MM	.00	157.72	4,277.62	1,722.38	-6,000.00	.00
FUND/SCC-0049620 FERNWAY FIRE							
1ST SUBTOTAL-400 PURCHASED SERVICES							
419	OTHER PROF. & TECH.	111,749.14	6,611.25	73,646.74	44,176.95	-6,074.55	105.44
	TOTAL PURCHASED SERVICES	111,749.14	6,611.25	73,646.74	44,176.95	-6,074.55	105.44
1ST SUBTOTAL-600 CAPITAL OUTLAY							
620	BUILDINGS	1,364,052.70	.00	4,582.87	1,399,320.36	-39,850.53	102.92
630	IMPROVEMENTS NON BU	.00	.00	.00	1,607.00	-1,607.00	.00
	TOTAL CAPITAL OUTLAY	1,364,052.70	.00	4,582.87	1,400,927.36	-41,457.53	103.04
	TOTAL FERNWAY FIRE	1,475,801.84	6,611.25	78,229.61	1,445,104.31	-47,532.08	103.22
FUND/SCC-0060000 FOOD SERVICES							
1ST SUBTOTAL-400 PURCHASED SERVICES							
415	MANAGEMENT SERVICES	2,130,000.00	78,626.89	1,086,964.69	213,044.30	829,991.01	61.03
423	REPAIRS & MAINTENAN	38,449.23	.00	97.50	2,917.50	35,434.23	7.84
	TOTAL PURCHASED SERVICES	2,168,449.23	78,626.89	1,087,062.19	215,961.80	865,425.24	60.09
1ST SUBTOTAL-500 SUPPLIES AND MATERIALS							
516	SOFTWARE MATERIALS	18,200.00	.00	200.00	8,550.00	9,450.00	48.08
519	OTHER GENERAL SUPPL	3,000.00	.00	.00	.00	3,000.00	.00
	TOTAL SUPPLIES AND MATERIALS	21,200.00	.00	200.00	8,550.00	12,450.00	41.27
1ST SUBTOTAL-600 CAPITAL OUTLAY							
640	EQUIPMENT	1,038.64	.00	1,038.64	.00	.00	100.00
	TOTAL CAPITAL OUTLAY	1,038.64	.00	1,038.64	.00	.00	100.00
1ST SUBTOTAL-800 OTHER OBJECTS							
849	OTHER DUES AND FEES	7,072.00	.00	.00	.00	7,072.00	.00
899	OTHER MISCELLANEOUS	1,000.00	.00	.00	.00	1,000.00	.00
	TOTAL OTHER OBJECTS	8,072.00	.00	.00	.00	8,072.00	.00
	TOTAL FOOD SERVICES	2,198,759.87	78,626.89	1,088,300.83	224,511.80	885,947.24	59.71
FUND/SCC-0079229 SPECIAL TRUST/FRANCEY GOR							
1ST SUBTOTAL-800 OTHER OBJECTS							
881	COLLEGE SCHOLARSHIP	5,339.23	.00	.00	.00	5,339.23	.00
	TOTAL OTHER OBJECTS	5,339.23	.00	.00	.00	5,339.23	.00
	TOTAL SPECIAL TRUST/FRANCEY G	5,339.23	.00	.00	.00	5,339.23	.00

SELECTION CRITERIA: ALL
ACCOUNTING PERIOD: 5/21

SORTED BY: FUND/SCC,1ST SUBTOTAL,ACCOUNT
TOTALED ON: FUND/SCC,1ST SUBTOTAL
PAGE BREAKS ON:

FUND/SCC-0079230 SPECIAL TRUST/SHHS ALUMNI
1ST SUBTOTAL-400 PURCHASED SERVICES

ACCOUNT	- - - - - TITLE - - - - -	BUDGET	PERIOD EXPENDITURES	ENCUMBRANCES OUTSTANDING	YEAR TO DATE EXP	AVAILABLE BALANCE	YTD/ BUD
FUND/SCC-0079230 SPECIAL TRUST/SHHS ALUMNI							
419	OTHER PROF. & TECH.	2,140.64	.00	.00	.00	2,140.64	.00
	TOTAL PURCHASED SERVICES	2,140.64	.00	.00	.00	2,140.64	.00
	TOTAL SPECIAL TRUST/SHHS ALUM	2,140.64	.00	.00	.00	2,140.64	.00
FUND/SCC-0079900 SPECIAL TRUST ACCOUNTS							
1ST SUBTOTAL-400 PURCHASED SERVICES							
419	OTHER PROF. & TECH.	27,203.57	.00	.00	.00	27,203.57	.00
	TOTAL PURCHASED SERVICES	27,203.57	.00	.00	.00	27,203.57	.00
	TOTAL SPECIAL TRUST ACCOUNTS	27,203.57	.00	.00	.00	27,203.57	.00
FUND/SCC-0079962 LEARNING GARDEN - HIGH SC							
1ST SUBTOTAL-500 SUPPLIES AND MATERIALS							
519	OTHER GENERAL SUPPL	272.28	.00	.00	.00	272.28	.00
	TOTAL SUPPLIES AND MATERIALS	272.28	.00	.00	.00	272.28	.00
	TOTAL LEARNING GARDEN - HIGH	272.28	.00	.00	.00	272.28	.00
FUND/SCC-0079968 SHAKER CLASS OF 1950 (THR							
1ST SUBTOTAL-500 SUPPLIES AND MATERIALS							
569	OTHER	3,429.92	.00	.00	.00	3,429.92	.00
	TOTAL SUPPLIES AND MATERIALS	3,429.92	.00	.00	.00	3,429.92	.00
	TOTAL SHAKER CLASS OF 1950 (T	3,429.92	.00	.00	.00	3,429.92	.00
FUND/SCC-0079975 CONFUCIUS CLASSROOM FY15							
1ST SUBTOTAL-400 PURCHASED SERVICES							
431	CERTIFIED TRAVEL RE	457.10	.00	.00	.00	457.10	.00
	TOTAL PURCHASED SERVICES	457.10	.00	.00	.00	457.10	.00
1ST SUBTOTAL-500 SUPPLIES AND MATERIALS							
519	OTHER GENERAL SUPPL	457.10	.00	.00	.00	457.10	.00
	TOTAL SUPPLIES AND MATERIALS	457.10	.00	.00	.00	457.10	.00
	TOTAL CONFUCIUS CLASSROOM FY1	914.20	.00	.00	.00	914.20	.00
FUND/SCC-0079976 MALTZ MUSEUM AWARD							
1ST SUBTOTAL-400 PURCHASED SERVICES							
419	OTHER PROF. & TECH.	2,308.08	.00	.00	.00	2,308.08	.00
	TOTAL PURCHASED SERVICES	2,308.08	.00	.00	.00	2,308.08	.00
	TOTAL MALTZ MUSEUM AWARD	2,308.08	.00	.00	.00	2,308.08	.00

FUND/SCC-0079980 MHJ - SHAKER'S FIRST CLAS

SELECTION CRITERIA: ALL
ACCOUNTING PERIOD: 5/21

SORTED BY: FUND/SCC,1ST SUBTOTAL,ACCOUNT
TOTALED ON: FUND/SCC,1ST SUBTOTAL
PAGE BREAKS ON:

FUND/SCC-0079980 MHJ - SHAKER'S FIRST CLAS
1ST SUBTOTAL-500 SUPPLIES AND MATERIALS

ACCOUNT	- - - - - TITLE - - - - -	BUDGET	PERIOD EXPENDITURES	ENCUMBRANCES OUTSTANDING	YEAR TO DATE EXP	AVAILABLE BALANCE	YTD/ BUD
1ST SUBTOTAL-500 SUPPLIES AND MATERIALS							
511	CLASSROOM SUPPLIES	9,250.00	.00	.00	.00	9,250.00	.00
	TOTAL SUPPLIES AND MATERIALS	9,250.00	.00	.00	.00	9,250.00	.00
	TOTAL MHJ - SHAKER'S FIRST CL	9,250.00	.00	.00	.00	9,250.00	.00
FUND/SCC-0079982 CONFUCIUS CLASSROOM SHHS							
1ST SUBTOTAL-200 EMPLOYEE RETIREMNT & INS.							
233	MEETING EXPENSE-SUP	95.58	.00	95.58	.00	.00	100.00
	TOTAL EMPLOYEE RETIREMNT & IN	95.58	.00	95.58	.00	.00	100.00
1ST SUBTOTAL-400 PURCHASED SERVICES							
432	CERTIFIED MEETING E	25.00	.00	25.00	.00	.00	100.00
	TOTAL PURCHASED SERVICES	25.00	.00	25.00	.00	.00	100.00
1ST SUBTOTAL-500 SUPPLIES AND MATERIALS							
519	OTHER GENERAL SUPPL	105.40	.00	105.40	.00	.00	100.00
569	OTHER	19,871.18	.00	.00	.00	19,871.18	.00
	TOTAL SUPPLIES AND MATERIALS	19,976.58	.00	105.40	.00	19,871.18	.53
	TOTAL CONFUCIUS CLASSROOM SHH	20,097.16	.00	225.98	.00	19,871.18	1.12
FUND/SCC-0079984 MHJ-TEAM TEACHING GRANT F							
1ST SUBTOTAL-400 PURCHASED SERVICES							
419	OTHER PROF. & TECH.	2,557.44	.00	.00	.00	2,557.44	.00
	TOTAL PURCHASED SERVICES	2,557.44	.00	.00	.00	2,557.44	.00
	TOTAL MHJ-TEAM TEACHING GRANT	2,557.44	.00	.00	.00	2,557.44	.00
FUND/SCC-0079987 SSF TECHNOLOGY-ROBOT							
1ST SUBTOTAL-600 CAPITAL OUTLAY							
644	TECHNICAL EQUIPMENT	45,000.00	41,791.32	2,395.00	62,487.27	-19,882.27	144.18
	TOTAL CAPITAL OUTLAY	45,000.00	41,791.32	2,395.00	62,487.27	-19,882.27	144.18
	TOTAL SSF TECHNOLOGY-ROBOT	45,000.00	41,791.32	2,395.00	62,487.27	-19,882.27	144.18
FUND/SCC-0079988 BOULEVARD ROBOTICS FY19							
1ST SUBTOTAL-500 SUPPLIES AND MATERIALS							
511	CLASSROOM SUPPLIES	853.54	.00	.00	.00	853.54	.00
	TOTAL SUPPLIES AND MATERIALS	853.54	.00	.00	.00	853.54	.00
	TOTAL BOULEVARD ROBOTICS FY19	853.54	.00	.00	.00	853.54	.00
FUND/SCC-0079990 1ST RING-HOTSPOT F21GRANT							
1ST SUBTOTAL-400 PURCHASED SERVICES							
419	OTHER PROF. & TECH.	13,422.41	.00	.00	13,422.41	.00	100.00

SELECTION CRITERIA: ALL
ACCOUNTING PERIOD: 5/21

SORTED BY: FUND/SCC,1ST SUBTOTAL,ACCOUNT
TOTALED ON: FUND/SCC,1ST SUBTOTAL
PAGE BREAKS ON:

FUND/SCC-0079990 1ST RING-HOTSPOT F21GRANT
1ST SUBTOTAL-400 PURCHASED SERVICES

ACCOUNT	- - - - - TITLE - - - - -	BUDGET	PERIOD EXPENDITURES	ENCUMBRANCES OUTSTANDING	YEAR TO DATE EXP	AVAILABLE BALANCE	YTD/ BUD
	TOTAL PURCHASED SERVICES	13,422.41	.00	.00	13,422.41	.00	100.00
	TOTAL 1ST RING-HOTSPOT F21GRA	13,422.41	.00	.00	13,422.41	.00	100.00
FUND/SCC-0090000 UNIFORM SCHOOL SUPP							
1ST SUBTOTAL-500 SUPPLIES AND MATERIALS							
511	CLASSROOM SUPPLIES	2,000.00	.00	.00	.00	2,000.00	.00
	TOTAL SUPPLIES AND MATERIALS	2,000.00	.00	.00	.00	2,000.00	.00
	TOTAL UNIFORM SCHOOL SUPP	2,000.00	.00	.00	.00	2,000.00	.00
FUND/SCC-0099010 STORED VALUE CARDS - BLVD							
1ST SUBTOTAL-500 SUPPLIES AND MATERIALS							
511	CLASSROOM SUPPLIES	5,000.00	.00	.00	.00	5,000.00	.00
519	OTHER GENERAL SUPPL	4,044.68	.00	44.68	.00	4,000.00	1.10
	TOTAL SUPPLIES AND MATERIALS	9,044.68	.00	44.68	.00	9,000.00	.49
	TOTAL STORED VALUE CARDS - BL	9,044.68	.00	44.68	.00	9,000.00	.49
FUND/SCC-0099020 STORED VALUE CARDS - FERN							
1ST SUBTOTAL-500 SUPPLIES AND MATERIALS							
511	CLASSROOM SUPPLIES	8,000.00	.00	.00	.00	8,000.00	.00
	TOTAL SUPPLIES AND MATERIALS	8,000.00	.00	.00	.00	8,000.00	.00
	TOTAL STORED VALUE CARDS - FE	8,000.00	.00	.00	.00	8,000.00	.00
FUND/SCC-0099030 STORED VALUE CARDS - LOMO							
1ST SUBTOTAL-500 SUPPLIES AND MATERIALS							
511	CLASSROOM SUPPLIES	7,000.00	.00	.00	-27.74	7,027.74	- .40
	TOTAL SUPPLIES AND MATERIALS	7,000.00	.00	.00	-27.74	7,027.74	- .40
	TOTAL STORED VALUE CARDS - LO	7,000.00	.00	.00	-27.74	7,027.74	- .40
FUND/SCC-0099060 STORED VALUE CARDS - MERC							
1ST SUBTOTAL-500 SUPPLIES AND MATERIALS							
511	CLASSROOM SUPPLIES	10,000.00	.00	.00	.00	10,000.00	.00
	TOTAL SUPPLIES AND MATERIALS	10,000.00	.00	.00	.00	10,000.00	.00
	TOTAL STORED VALUE CARDS - ME	10,000.00	.00	.00	.00	10,000.00	.00
FUND/SCC-0099080 STORED VALUE CARDS - ONAW							
1ST SUBTOTAL-500 SUPPLIES AND MATERIALS							
511	CLASSROOM SUPPLIES	11,000.00	.00	.00	-10.50	11,010.50	- .10
	TOTAL SUPPLIES AND MATERIALS	11,000.00	.00	.00	-10.50	11,010.50	- .10
	TOTAL STORED VALUE CARDS - ON	11,000.00	.00	.00	-10.50	11,010.50	- .10

SELECTION CRITERIA: ALL
ACCOUNTING PERIOD: 5/21

SORTED BY: FUND/SCC,1ST SUBTOTAL,ACCOUNT
TOTALED ON: FUND/SCC,1ST SUBTOTAL
PAGE BREAKS ON:

FUND/SCC-0099080 STORED VALUE CARDS - ONAW
1ST SUBTOTAL-500 SUPPLIES AND MATERIALS

ACCOUNT	- - - - - TITLE - - - - -	BUDGET	PERIOD EXPENDITURES	ENCUMBRANCES OUTSTANDING	YEAR TO DATE EXP	AVAILABLE BALANCE	YTD/ BUD
FUND/SCC-0099110 STORED VALUE CARDS - WOOD							
1ST SUBTOTAL-500 SUPPLIES AND MATERIALS							
511	CLASSROOM SUPPLIES	21,000.00	283.09	.00	10,862.34	10,137.66	51.73
	TOTAL SUPPLIES AND MATERIALS	21,000.00	283.09	.00	10,862.34	10,137.66	51.73
	TOTAL STORED VALUE CARDS - WO	21,000.00	283.09	.00	10,862.34	10,137.66	51.73
FUND/SCC-0099209 STORED VALUE CARDS - MAST							
1ST SUBTOTAL-500 SUPPLIES AND MATERIALS							
511	CLASSROOM SUPPLIES	12,000.00	-1,208.57	47,950.45	132,280.54	-168,230.99	1501.92
	TOTAL SUPPLIES AND MATERIALS	12,000.00	-1,208.57	47,950.45	132,280.54	-168,230.99	1501.92
	TOTAL STORED VALUE CARDS - MA	12,000.00	-1,208.57	47,950.45	132,280.54	-168,230.99	1501.92
FUND/SCC-0099217 MIDDLE SCHOOL SUPPLIES							
1ST SUBTOTAL-500 SUPPLIES AND MATERIALS							
511	CLASSROOM SUPPLIES	2,080.42	.00	.00	.00	2,080.42	.00
	TOTAL SUPPLIES AND MATERIALS	2,080.42	.00	.00	.00	2,080.42	.00
	TOTAL MIDDLE SCHOOL SUPPLIES	2,080.42	.00	.00	.00	2,080.42	.00
FUND/SCC-0099218 INSTRUCTIONAL FEES HIGH S							
1ST SUBTOTAL-500 SUPPLIES AND MATERIALS							
511	CLASSROOM SUPPLIES	18,000.00	1,170.00	641.78	10,298.86	7,059.36	60.78
	TOTAL SUPPLIES AND MATERIALS	18,000.00	1,170.00	641.78	10,298.86	7,059.36	60.78
	TOTAL INSTRUCTIONAL FEES HIGH	18,000.00	1,170.00	641.78	10,298.86	7,059.36	60.78
FUND/SCC-0119231 ROTARY - SPEC SRV./SPECIA							
1ST SUBTOTAL-500 SUPPLIES AND MATERIALS							
519	OTHER GENERAL SUPPL	16,010.00	.00	6,010.00	.00	10,000.00	37.54
	TOTAL SUPPLIES AND MATERIALS	16,010.00	.00	6,010.00	.00	10,000.00	37.54
	TOTAL ROTARY - SPEC SRV./SPEC	16,010.00	.00	6,010.00	.00	10,000.00	37.54
FUND/SCC-0119588 IB TESTING							
1ST SUBTOTAL-800 OTHER OBJECTS							
849	OTHER DUES AND FEES	101,865.00	34,510.00	865.00	34,510.00	66,490.00	34.73
	TOTAL OTHER OBJECTS	101,865.00	34,510.00	865.00	34,510.00	66,490.00	34.73
	TOTAL IB TESTING	101,865.00	34,510.00	865.00	34,510.00	66,490.00	34.73
FUND/SCC-0119918 EL SISTEMA - LOMOND VIOLI							
1ST SUBTOTAL-400 PURCHASED SERVICES							
419	OTHER PROF. & TECH.	34,040.00	.00	40.00	.00	34,000.00	.12

SELECTION CRITERIA: ALL
ACCOUNTING PERIOD: 5/21

SORTED BY: FUND/SCC,1ST SUBTOTAL,ACCOUNT
TOTALED ON: FUND/SCC,1ST SUBTOTAL
PAGE BREAKS ON:

FUND/SCC-0119918 EL SISTEMA - LOMOND VIOLI
1ST SUBTOTAL-400 PURCHASED SERVICES

ACCOUNT	- - - - - TITLE - - - - -	BUDGET	PERIOD EXPENDITURES	ENCUMBRANCES OUTSTANDING	YEAR TO DATE EXP	AVAILABLE BALANCE	YTD/ BUD
	TOTAL PURCHASED SERVICES	34,040.00	.00	40.00	.00	34,000.00	.12
1ST SUBTOTAL-500 SUPPLIES AND MATERIALS							
519	OTHER GENERAL SUPPL	5,004.13	.00	.00	.00	5,004.13	.00
	TOTAL SUPPLIES AND MATERIALS	5,004.13	.00	.00	.00	5,004.13	.00
	TOTAL EL SISTEMA - LOMOND VIO	39,044.13	.00	40.00	.00	39,004.13	.10
FUND/SCC-0149234 SPECIAL ROTARY/ENGLISH SU							
1ST SUBTOTAL-500 SUPPLIES AND MATERIALS							
519	OTHER GENERAL SUPPL	2,500.00	.00	.00	.00	2,500.00	.00
	TOTAL SUPPLIES AND MATERIALS	2,500.00	.00	.00	.00	2,500.00	.00
	TOTAL SPECIAL ROTARY/ENGLISH	2,500.00	.00	.00	.00	2,500.00	.00
FUND/SCC-0149235 ROTARY-INTERNAL SERV SALE							
1ST SUBTOTAL-400 PURCHASED SERVICES							
489	TRANSPORTATION OTHR	5,000.00	.00	.00	.00	5,000.00	.00
	TOTAL PURCHASED SERVICES	5,000.00	.00	.00	.00	5,000.00	.00
1ST SUBTOTAL-800 OTHER OBJECTS							
851	LIABILITY INSURANCE	10,000.00	.00	5,000.00	.00	5,000.00	50.00
	TOTAL OTHER OBJECTS	10,000.00	.00	5,000.00	.00	5,000.00	50.00
	TOTAL ROTARY-INTERNAL SERV SA	15,000.00	.00	5,000.00	.00	10,000.00	33.33
FUND/SCC-0149236 ROTARY-INTERNAL SERV FEES							
1ST SUBTOTAL-400 PURCHASED SERVICES							
489	TRANSPORTATION OTHR	10,000.00	.00	.00	.00	10,000.00	.00
	TOTAL PURCHASED SERVICES	10,000.00	.00	.00	.00	10,000.00	.00
	TOTAL ROTARY-INTERNAL SERV FE	10,000.00	.00	.00	.00	10,000.00	.00
FUND/SCC-0149237 ROTARY-INTERNAL SERV OTHE							
1ST SUBTOTAL-400 PURCHASED SERVICES							
419	OTHER PROF. & TECH.	34,000.00	.00	.00	.00	34,000.00	.00
483	TRANSP. FROM OTHER	5,500.00	.00	.00	.00	5,500.00	.00
	TOTAL PURCHASED SERVICES	39,500.00	.00	.00	.00	39,500.00	.00
	TOTAL ROTARY-INTERNAL SERV OT	39,500.00	.00	.00	.00	39,500.00	.00
FUND/SCC-0149238 SPECIAL ROTARY/RTA							
1ST SUBTOTAL-400 PURCHASED SERVICES							
483	TRANSP. FROM OTHER	16,000.00	.00	4,462.50	.00	11,537.50	27.89
	TOTAL PURCHASED SERVICES	16,000.00	.00	4,462.50	.00	11,537.50	27.89

SELECTION CRITERIA: ALL
ACCOUNTING PERIOD: 5/21

SORTED BY: FUND/SCC,1ST SUBTOTAL,ACCOUNT
TOTALED ON: FUND/SCC,1ST SUBTOTAL
PAGE BREAKS ON:

FUND/SCC-0149238 SPECIAL ROTARY/RTA
1ST SUBTOTAL-400 PURCHASED SERVICES

ACCOUNT	- - - - - TITLE - - - - -	BUDGET	PERIOD EXPENDITURES	ENCUMBRANCES OUTSTANDING	YEAR TO DATE EXP	AVAILABLE BALANCE	YTD/ BUD
	TOTAL SPECIAL ROTARY/RTA	16,000.00	.00	4,462.50	.00	11,537.50	27.89
FUND/SCC-0149240 WOODBURY SWIM CAPS							
1ST SUBTOTAL-500 SUPPLIES AND MATERIALS							
551	SUPPLIES FOR RESALE	26,000.00	.00	.00	.00	26,000.00	.00
	TOTAL SUPPLIES AND MATERIALS	26,000.00	.00	.00	.00	26,000.00	.00
	TOTAL WOODBURY SWIM CAPS	26,000.00	.00	.00	.00	26,000.00	.00
FUND/SCC-0149241 TRANSCRIPT FEES							
1ST SUBTOTAL-400 PURCHASED SERVICES							
419	OTHER PROF. & TECH.	7,000.00	.00	.00	1,258.57	5,741.43	17.98
	TOTAL PURCHASED SERVICES	7,000.00	.00	.00	1,258.57	5,741.43	17.98
1ST SUBTOTAL-500 SUPPLIES AND MATERIALS							
516	SOFTWARE MATERIALS	1,000.00	.00	.00	.00	1,000.00	.00
519	OTHER GENERAL SUPPL	.00	.00	25.00	320.43	-345.43	.00
	TOTAL SUPPLIES AND MATERIALS	1,000.00	.00	25.00	320.43	654.57	34.54
	TOTAL TRANSCRIPT FEES	8,000.00	.00	25.00	1,579.00	6,396.00	20.05
FUND/SCC-0149848 FY 05 - GERMAN EXCHANGE -							
1ST SUBTOTAL-500 SUPPLIES AND MATERIALS							
569	OTHER	2,000.00	.00	.00	.00	2,000.00	.00
	TOTAL SUPPLIES AND MATERIALS	2,000.00	.00	.00	.00	2,000.00	.00
	TOTAL FY 05 - GERMAN EXCHANGE	2,000.00	.00	.00	.00	2,000.00	.00
FUND/SCC-0149852 CHILE TRIPS							
1ST SUBTOTAL-400 PURCHASED SERVICES							
489	TRANSPORTATION OTHR	10,000.00	.00	.00	.00	10,000.00	.00
	TOTAL PURCHASED SERVICES	10,000.00	.00	.00	.00	10,000.00	.00
	TOTAL CHILE TRIPS	10,000.00	.00	.00	.00	10,000.00	.00
FUND/SCC-0149853 SCIENCE IMMERSION TRV HS							
1ST SUBTOTAL-500 SUPPLIES AND MATERIALS							
519	OTHER GENERAL SUPPL	1,000.00	.00	.00	.00	1,000.00	.00
	TOTAL SUPPLIES AND MATERIALS	1,000.00	.00	.00	.00	1,000.00	.00
	TOTAL SCIENCE IMMERSION TRV H	1,000.00	.00	.00	.00	1,000.00	.00
FUND/SCC-0189245 PUBLIC SCHL SUPPRT/CHOIR/							
1ST SUBTOTAL-400 PURCHASED SERVICES							
419	OTHER PROF. & TECH.	8,460.00	.00	460.00	.00	8,000.00	5.44
439	OTHER TRAV./MEET EX	99,000.00	.00	.00	.00	99,000.00	.00

SELECTION CRITERIA: ALL
ACCOUNTING PERIOD: 5/21

SORTED BY: FUND/SCC,1ST SUBTOTAL,ACCOUNT
TOTALED ON: FUND/SCC,1ST SUBTOTAL
PAGE BREAKS ON:

FUND/SCC-0189245 PUBLIC SCHL SUPPRT/CHOIR/
1ST SUBTOTAL-400 PURCHASED SERVICES

ACCOUNT	- - - - - TITLE - - - - -	BUDGET	PERIOD EXPENDITURES	ENCUMBRANCES OUTSTANDING	YEAR TO DATE EXP	AVAILABLE BALANCE	YTD/ BUD
	TOTAL PURCHASED SERVICES	107,460.00	.00	460.00	.00	107,000.00	.43
1ST SUBTOTAL-500 SUPPLIES AND MATERIALS							
519	OTHER GENERAL SUPPL	15,051.25	.00	51.25	.00	15,000.00	.34
569	OTHER	1,000.00	.00	.00	.00	1,000.00	.00
	TOTAL SUPPLIES AND MATERIALS	16,051.25	.00	51.25	.00	16,000.00	.32
	TOTAL PUBLIC SCHL SUPPRT/CHOI	123,511.25	.00	511.25	.00	123,000.00	.41
FUND/SCC-0189246 LOMOND BOOK FAIR							
1ST SUBTOTAL-500 SUPPLIES AND MATERIALS							
519	OTHER GENERAL SUPPL	8,000.00	.00	.00	.00	8,000.00	.00
	TOTAL SUPPLIES AND MATERIALS	8,000.00	.00	.00	.00	8,000.00	.00
	TOTAL LOMOND BOOK FAIR	8,000.00	.00	.00	.00	8,000.00	.00
FUND/SCC-0189257 WOODBURY 6TH GRADE CAMP							
1ST SUBTOTAL-400 PURCHASED SERVICES							
425	RENTALS	1,000.00	.00	.00	.00	1,000.00	.00
	TOTAL PURCHASED SERVICES	1,000.00	.00	.00	.00	1,000.00	.00
1ST SUBTOTAL-500 SUPPLIES AND MATERIALS							
519	OTHER GENERAL SUPPL	1,000.00	.00	.00	.00	1,000.00	.00
	TOTAL SUPPLIES AND MATERIALS	1,000.00	.00	.00	.00	1,000.00	.00
	TOTAL WOODBURY 6TH GRADE CAMP	2,000.00	.00	.00	.00	2,000.00	.00
FUND/SCC-0189259 IMMERSION TRIPS CAMBODIA							
1ST SUBTOTAL-400 PURCHASED SERVICES							
432	CERTIFIED MEETING E	8,000.00	.00	.00	.00	8,000.00	.00
	TOTAL PURCHASED SERVICES	8,000.00	.00	.00	.00	8,000.00	.00
	TOTAL IMMERSION TRIPS CAMBODI	8,000.00	.00	.00	.00	8,000.00	.00
FUND/SCC-0189281 PUBLIC SCHOOL SUPPORT - B							
1ST SUBTOTAL-500 SUPPLIES AND MATERIALS							
519	OTHER GENERAL SUPPL	1,000.00	.00	.00	.00	1,000.00	.00
	TOTAL SUPPLIES AND MATERIALS	1,000.00	.00	.00	.00	1,000.00	.00
	TOTAL PUBLIC SCHOOL SUPPORT -	1,000.00	.00	.00	.00	1,000.00	.00
FUND/SCC-0189283 PUBLIC SCHOOL SUPPORT - L							
1ST SUBTOTAL-500 SUPPLIES AND MATERIALS							
519	OTHER GENERAL SUPPL	4,000.00	.00	.00	109.00	3,891.00	2.73
	TOTAL SUPPLIES AND MATERIALS	4,000.00	.00	.00	109.00	3,891.00	2.73

SELECTION CRITERIA: ALL
ACCOUNTING PERIOD: 5/21

SORTED BY: FUND/SCC,1ST SUBTOTAL,ACCOUNT
TOTALED ON: FUND/SCC,1ST SUBTOTAL
PAGE BREAKS ON:

FUND/SCC-0189283 PUBLIC SCHOOL SUPPORT - L
1ST SUBTOTAL-500 SUPPLIES AND MATERIALS

ACCOUNT	- - - - - TITLE - - - - -	BUDGET	PERIOD EXPENDITURES	ENCUMBRANCES OUTSTANDING	YEAR TO DATE EXP	AVAILABLE BALANCE	YTD/ BUD
	TOTAL PUBLIC SCHOOL SUPPORT -	4,000.00	.00	.00	109.00	3,891.00	2.73
FUND/SCC-0189285 PUBLIC SCHOOL SUPPORT - O							
1ST SUBTOTAL-500 SUPPLIES AND MATERIALS							
519	OTHER GENERAL SUPPL	1,000.00	.00	.00	.00	1,000.00	.00
	TOTAL SUPPLIES AND MATERIALS	1,000.00	.00	.00	.00	1,000.00	.00
1ST SUBTOTAL-800 OTHER OBJECTS							
849	OTHER DUES AND FEES	1,000.00	.00	.00	.00	1,000.00	.00
	TOTAL OTHER OBJECTS	1,000.00	.00	.00	.00	1,000.00	.00
	TOTAL PUBLIC SCHOOL SUPPORT -	2,000.00	.00	.00	.00	2,000.00	.00
FUND/SCC-0189286 PUBLIC SCHOOL SUPPORT - W							
1ST SUBTOTAL-500 SUPPLIES AND MATERIALS							
519	OTHER GENERAL SUPPL	5,000.00	.00	.00	.00	5,000.00	.00
	TOTAL SUPPLIES AND MATERIALS	5,000.00	.00	.00	.00	5,000.00	.00
1ST SUBTOTAL-800 OTHER OBJECTS							
849	OTHER DUES AND FEES	1,000.00	.00	.00	.00	1,000.00	.00
	TOTAL OTHER OBJECTS	1,000.00	.00	.00	.00	1,000.00	.00
	TOTAL PUBLIC SCHOOL SUPPORT -	6,000.00	.00	.00	.00	6,000.00	.00
FUND/SCC-0189287 PUBLIC SCHOOL SUPPORT - M							
1ST SUBTOTAL-200 EMPLOYEE RETIREMNT & INS.							
233	MEETING EXPENSE-SUP	1,232.73	.00	232.73	.00	1,000.00	18.88
	TOTAL EMPLOYEE RETIREMNT & IN	1,232.73	.00	232.73	.00	1,000.00	18.88
1ST SUBTOTAL-400 PURCHASED SERVICES							
419	OTHER PROF. & TECH.	23,000.00	.00	.00	.00	23,000.00	.00
	TOTAL PURCHASED SERVICES	23,000.00	.00	.00	.00	23,000.00	.00
1ST SUBTOTAL-500 SUPPLIES AND MATERIALS							
511	CLASSROOM SUPPLIES	.00	.00	.00	15.00	-15.00	.00
519	OTHER GENERAL SUPPL	27,380.42	.00	697.35	6,048.10	20,634.97	24.64
	TOTAL SUPPLIES AND MATERIALS	27,380.42	.00	697.35	6,063.10	20,619.97	24.69
	TOTAL PUBLIC SCHOOL SUPPORT -	51,613.15	.00	930.08	6,063.10	44,619.97	13.55
FUND/SCC-0189288 PUBLIC SCHOOL SUPPORT - H							
1ST SUBTOTAL-400 PURCHASED SERVICES							
419	OTHER PROF. & TECH.	17,750.00	.00	750.00	.00	17,000.00	4.23
432	CERTIFIED MEETING E	1,000.00	.00	.00	.00	1,000.00	.00
439	OTHER TRAV./MEET EX	1,000.00	.00	.00	.00	1,000.00	.00
489	TRANSPORTATION OTHR	16,107.00	.00	.00	.00	16,107.00	.00

SELECTION CRITERIA: ALL
ACCOUNTING PERIOD: 5/21

SORTED BY: FUND/SCC,1ST SUBTOTAL,ACCOUNT
TOTALED ON: FUND/SCC,1ST SUBTOTAL
PAGE BREAKS ON:

FUND/SCC-0189288 PUBLIC SCHOOL SUPPORT - H
1ST SUBTOTAL-400 PURCHASED SERVICES

ACCOUNT	- - - - - TITLE - - - - -	BUDGET	PERIOD EXPENDITURES	ENCUMBRANCES OUTSTANDING	YEAR TO DATE EXP	AVAILABLE BALANCE	YTD/ BUD
	TOTAL PURCHASED SERVICES	35,857.00	.00	750.00	.00	35,107.00	2.09
1ST SUBTOTAL-500 SUPPLIES AND MATERIALS							
511	CLASSROOM SUPPLIES	22,000.00	.00	256.23	93.77	21,650.00	1.59
519	OTHER GENERAL SUPPL	13,192.91	.00	6,848.95	2,691.90	3,652.06	72.32
569	OTHER	5,000.00	.00	.00	.00	5,000.00	.00
	TOTAL SUPPLIES AND MATERIALS	40,192.91	.00	7,105.18	2,785.67	30,302.06	24.61
1ST SUBTOTAL-800 OTHER OBJECTS							
849	OTHER DUES AND FEES	3,000.00	.00	.00	.00	3,000.00	.00
899	OTHER MISCELLANEOUS	12,130.00	.00	130.00	.00	12,000.00	1.07
	TOTAL OTHER OBJECTS	15,130.00	.00	130.00	.00	15,000.00	.86
	TOTAL PUBLIC SCHOOL SUPPORT -	91,179.91	.00	7,985.18	2,785.67	80,409.06	11.81
FUND/SCC-0189289 PTO GRANTS - HIGH SCHOOL							
1ST SUBTOTAL-400 PURCHASED SERVICES							
419	OTHER PROF. & TECH.	1,000.00	.00	.00	.00	1,000.00	.00
	TOTAL PURCHASED SERVICES	1,000.00	.00	.00	.00	1,000.00	.00
1ST SUBTOTAL-500 SUPPLIES AND MATERIALS							
511	CLASSROOM SUPPLIES	5,000.00	.00	.00	.00	5,000.00	.00
519	OTHER GENERAL SUPPL	9,629.50	.00	536.00	593.30	8,500.20	11.73
	TOTAL SUPPLIES AND MATERIALS	14,629.50	.00	536.00	593.30	13,500.20	7.72
	TOTAL PTO GRANTS - HIGH SCHOO	15,629.50	.00	536.00	593.30	14,500.20	7.23
FUND/SCC-0189920 SWEETHEART DANCE FKA FATH							
1ST SUBTOTAL-400 PURCHASED SERVICES							
419	OTHER PROF. & TECH.	7,010.00	.00	1,010.00	.00	6,000.00	14.41
	TOTAL PURCHASED SERVICES	7,010.00	.00	1,010.00	.00	6,000.00	14.41
1ST SUBTOTAL-500 SUPPLIES AND MATERIALS							
519	OTHER GENERAL SUPPL	5,000.00	.00	.00	.00	5,000.00	.00
	TOTAL SUPPLIES AND MATERIALS	5,000.00	.00	.00	.00	5,000.00	.00
	TOTAL SWEETHEART DANCE FKA FA	12,010.00	.00	1,010.00	.00	11,000.00	8.41
FUND/SCC-0189924 ONAWAY GARDEN CLUB							
1ST SUBTOTAL-500 SUPPLIES AND MATERIALS							
519	OTHER GENERAL SUPPL	6,000.00	.00	.00	.00	6,000.00	.00
	TOTAL SUPPLIES AND MATERIALS	6,000.00	.00	.00	.00	6,000.00	.00
	TOTAL ONAWAY GARDEN CLUB	6,000.00	.00	.00	.00	6,000.00	.00

FUND/SCC-0189925 LOMOND GARDEN CLUB

SELECTION CRITERIA: ALL
ACCOUNTING PERIOD: 5/21

SORTED BY: FUND/SCC,1ST SUBTOTAL,ACCOUNT
TOTALED ON: FUND/SCC,1ST SUBTOTAL
PAGE BREAKS ON:

FUND/SCC-0189925 LOMOND GARDEN CLUB
1ST SUBTOTAL-500 SUPPLIES AND MATERIALS

ACCOUNT	- - - - - TITLE - - - - -	BUDGET	PERIOD EXPENDITURES	ENCUMBRANCES OUTSTANDING	YEAR TO DATE EXP	AVAILABLE BALANCE	YTD/ BUD
1ST SUBTOTAL-500 SUPPLIES AND MATERIALS							
519	OTHER GENERAL SUPPL	1,000.00	.00	.00	.00	1,000.00	.00
	TOTAL SUPPLIES AND MATERIALS	1,000.00	.00	.00	.00	1,000.00	.00
	TOTAL LOMOND GARDEN CLUB	1,000.00	.00	.00	.00	1,000.00	.00
FUND/SCC-0189929 MAC SCHOLARS - BOULEVARD							
1ST SUBTOTAL-500 SUPPLIES AND MATERIALS							
511	CLASSROOM SUPPLIES	2,000.00	.00	.00	.00	2,000.00	.00
	TOTAL SUPPLIES AND MATERIALS	2,000.00	.00	.00	.00	2,000.00	.00
	TOTAL MAC SCHOLARS - BOULEVAR	2,000.00	.00	.00	.00	2,000.00	.00
FUND/SCC-0200000 SHAKER MERCHANDISE							
1ST SUBTOTAL-400 PURCHASED SERVICES							
419	OTHER PROF. & TECH.	5,000.00	.00	.00	.00	5,000.00	.00
	TOTAL PURCHASED SERVICES	5,000.00	.00	.00	.00	5,000.00	.00
1ST SUBTOTAL-500 SUPPLIES AND MATERIALS							
519	OTHER GENERAL SUPPL	20,000.00	.00	.00	.00	20,000.00	.00
	TOTAL SUPPLIES AND MATERIALS	20,000.00	.00	.00	.00	20,000.00	.00
	TOTAL SHAKER MERCHANDISE	25,000.00	.00	.00	.00	25,000.00	.00
FUND/SCC-0220000 STRS							
1ST SUBTOTAL-200 EMPLOYEE RETIREMNT & INS.							
211	STRS-EMPLOYER'S SHA	36,000.00	-11,485.35	.00	-2,138.07	38,138.07	-5.94
	TOTAL EMPLOYEE RETIREMNT & IN	36,000.00	-11,485.35	.00	-2,138.07	38,138.07	-5.94
	TOTAL STRS	36,000.00	-11,485.35	.00	-2,138.07	38,138.07	-5.94
FUND/SCC-0229269 ANTHEM OPT LIFE INSURANCE							
1ST SUBTOTAL-200 EMPLOYEE RETIREMNT & INS.							
242	LIFE INSURANCE	60,000.00	3,664.06	.00	18,215.50	41,784.50	30.36
	TOTAL EMPLOYEE RETIREMNT & IN	60,000.00	3,664.06	.00	18,215.50	41,784.50	30.36
	TOTAL ANTHEM OPT LIFE INSURAN	60,000.00	3,664.06	.00	18,215.50	41,784.50	30.36
FUND/SCC-0229270 STRS PICKUP							
1ST SUBTOTAL-200 EMPLOYEE RETIREMNT & INS.							
212	STRS-EMPLOYER'S SHA	.00	.00	.00	.00	.00	.00
	TOTAL EMPLOYEE RETIREMNT & IN	.00	.00	.00	.00	.00	.00
	TOTAL STRS PICKUP	.00	.00	.00	.00	.00	.00

FUND/SCC-0229271 MEDICARE TAX

SELECTION CRITERIA: ALL
ACCOUNTING PERIOD: 5/21

SORTED BY: FUND/SCC,1ST SUBTOTAL,ACCOUNT
TOTALED ON: FUND/SCC,1ST SUBTOTAL
PAGE BREAKS ON:

FUND/SCC-0229271 MEDICARE TAX
1ST SUBTOTAL-200 EMPLOYEE RETIREMNT & INS.

ACCOUNT	- - - - - TITLE - - - - -	BUDGET	PERIOD EXPENDITURES	ENCUMBRANCES OUTSTANDING	YEAR TO DATE EXP	AVAILABLE BALANCE	YTD/ BUD
1ST SUBTOTAL-200 EMPLOYEE RETIREMNT & INS.							
213	SOCIAL SECURITY	7,000.00	.00	.00	.00	7,000.00	.00
223	SOCIAL SECURITY	-8,000.00	.00	.00	.00	-8,000.00	.00
	TOTAL EMPLOYEE RETIREMNT & IN	-1,000.00	.00	.00	.00	-1,000.00	.00
	TOTAL MEDICARE TAX	-1,000.00	.00	.00	.00	-1,000.00	.00
FUND/SCC-0229272 SERS							
1ST SUBTOTAL-200 EMPLOYEE RETIREMNT & INS.							
221	SERS-EMPLOYER'S SHA	244,000.00	29,838.78	.00	168,716.64	75,283.36	69.15
	TOTAL EMPLOYEE RETIREMNT & IN	244,000.00	29,838.78	.00	168,716.64	75,283.36	69.15
	TOTAL SERS	244,000.00	29,838.78	.00	168,716.64	75,283.36	69.15
FUND/SCC-0229273 SERS PICKUP							
1ST SUBTOTAL-200 EMPLOYEE RETIREMNT & INS.							
222	SERS-EMPLOYER'S SHA	.00	.00	.00	.00	.00	.00
	TOTAL EMPLOYEE RETIREMNT & IN	.00	.00	.00	.00	.00	.00
	TOTAL SERS PICKUP	.00	.00	.00	.00	.00	.00
FUND/SCC-0229275 WORKER'S COMP-AGENCY							
1ST SUBTOTAL-200 EMPLOYEE RETIREMNT & INS.							
261	WORKERS COMP-CERTIF	138,000.00	-9,380.63	.00	-46,060.86	184,060.86	-33.38
262	WORKERS COMP NON-CE	55,000.00	-2,959.76	.00	-15,041.57	70,041.57	-27.35
	TOTAL EMPLOYEE RETIREMNT & IN	193,000.00	-12,340.39	.00	-61,102.43	254,102.43	-31.66
	TOTAL WORKER'S COMP-AGENCY	193,000.00	-12,340.39	.00	-61,102.43	254,102.43	-31.66
FUND/SCC-0229290 ALLSTATE VOLUNTARY INSURA							
1ST SUBTOTAL-200 EMPLOYEE RETIREMNT & INS.							
242	LIFE INSURANCE	265,000.00	17,480.82	.00	88,175.24	176,824.76	33.27
	TOTAL EMPLOYEE RETIREMNT & IN	265,000.00	17,480.82	.00	88,175.24	176,824.76	33.27
	TOTAL ALLSTATE VOLUNTARY INSU	265,000.00	17,480.82	.00	88,175.24	176,824.76	33.27
FUND/SCC-0229291 LINCOLN NATIONAL LTD							
1ST SUBTOTAL-200 EMPLOYEE RETIREMNT & INS.							
242	LIFE INSURANCE	60,000.00	3,715.10	.00	18,969.81	41,030.19	31.62
	TOTAL EMPLOYEE RETIREMNT & IN	60,000.00	3,715.10	.00	18,969.81	41,030.19	31.62
	TOTAL LINCOLN NATIONAL LTD	60,000.00	3,715.10	.00	18,969.81	41,030.19	31.62
FUND/SCC-0229293 MEDICAL MUTUAL FLEX PLAN							
1ST SUBTOTAL-800 OTHER OBJECTS							
849	OTHER DUES AND FEES	9,000.00	842.40	.00	4,185.00	4,815.00	46.50

SELECTION CRITERIA: ALL
ACCOUNTING PERIOD: 5/21

SORTED BY: FUND/SCC,1ST SUBTOTAL,ACCOUNT
TOTALED ON: FUND/SCC,1ST SUBTOTAL
PAGE BREAKS ON:

FUND/SCC-0229293 MEDICAL MUTUAL FLEX PLAN
1ST SUBTOTAL-800 OTHER OBJECTS

ACCOUNT	- - - - - TITLE - - - - -	BUDGET	PERIOD EXPENDITURES	ENCUMBRANCES OUTSTANDING	YEAR TO DATE EXP	AVAILABLE BALANCE	YTD/ BUD
859	OTHER INSURANCE	240,000.00	11,161.61	.00	72,013.03	167,986.97	30.01
	TOTAL OTHER OBJECTS	249,000.00	12,004.01	.00	76,198.03	172,801.97	30.60
	TOTAL MEDICAL MUTUAL FLEX PLA	249,000.00	12,004.01	.00	76,198.03	172,801.97	30.60
FUND/SCC-0229294 LEGAL SHIELD EMPLOYEE PD							
1ST SUBTOTAL-200 EMPLOYEE RETIREMNT & INS.							
242	LIFE INSURANCE	16,000.00	1,064.45	.00	5,311.20	10,688.80	33.20
	TOTAL EMPLOYEE RETIREMNT & IN	16,000.00	1,064.45	.00	5,311.20	10,688.80	33.20
	TOTAL LEGAL SHIELD EMPLOYEE P	16,000.00	1,064.45	.00	5,311.20	10,688.80	33.20
FUND/SCC-0229801 HATHAWAY BROWN-AGENCY							
1ST SUBTOTAL-100 PERSONAL SERVICES							
111	REGULAR	344,000.00	21,265.14	.00	105,689.30	238,310.70	30.72
	TOTAL PERSONAL SERVICES	344,000.00	21,265.14	.00	105,689.30	238,310.70	30.72
1ST SUBTOTAL-200 EMPLOYEE RETIREMNT & INS.							
211	STRS-EMPLOYER'S SHA	49,000.00	2,977.12	.00	14,796.51	34,203.49	30.20
213	SOCIAL SECURITY	6,000.00	298.40	.00	1,482.80	4,517.20	24.71
241	MEDICAL/HOSPITALIZA	58,000.00	3,439.14	.00	17,195.70	40,804.30	29.65
242	LIFE INSURANCE	.00	19.50	.00	97.50	-97.50	.00
243	DENTAL INSURANCE	5,000.00	290.34	.00	1,451.70	3,548.30	29.03
249	CERTIFIED OTHER INS	14,000.00	853.80	.00	4,269.00	9,731.00	30.49
261	WORKERS COMP-CERTIF	2,000.00	53.16	.00	264.20	1,735.80	13.21
	TOTAL EMPLOYEE RETIREMNT & IN	134,000.00	7,931.46	.00	39,557.41	94,442.59	29.52
1ST SUBTOTAL-400 PURCHASED SERVICES							
415	MANAGEMENT SERVICES	18,000.00	.00	.00	.00	18,000.00	.00
	TOTAL PURCHASED SERVICES	18,000.00	.00	.00	.00	18,000.00	.00
	TOTAL HATHAWAY BROWN-AGENCY	496,000.00	29,196.60	.00	145,246.71	350,753.29	29.28
FUND/SCC-0229802 LAUREL SCHOOL-AGENCY							
1ST SUBTOTAL-100 PERSONAL SERVICES							
111	REGULAR	108,000.00	7,531.42	.00	36,989.03	71,010.97	34.25
121	SICK LEAVE	1,000.00	.00	.00	.00	1,000.00	.00
122	PERSONAL LEAVE	2,000.00	.00	.00	.00	2,000.00	.00
	TOTAL PERSONAL SERVICES	111,000.00	7,531.42	.00	36,989.03	74,010.97	33.32
1ST SUBTOTAL-200 EMPLOYEE RETIREMNT & INS.							
211	STRS-EMPLOYER'S SHA	15,000.00	1,054.40	.00	5,178.49	9,821.51	34.52
213	SOCIAL SECURITY	2,000.00	105.88	.00	519.74	1,480.26	25.99
241	MEDICAL/HOSPITALIZA	17,000.00	1,146.38	.00	5,731.90	11,268.10	33.72
242	LIFE INSURANCE	.00	5.86	.00	29.30	-29.30	.00
243	DENTAL INSURANCE	1,000.00	96.78	.00	483.90	516.10	48.39

SELECTION CRITERIA: ALL
ACCOUNTING PERIOD: 5/21

SORTED BY: FUND/SCC,1ST SUBTOTAL,ACCOUNT
TOTALED ON: FUND/SCC,1ST SUBTOTAL
PAGE BREAKS ON:

FUND/SCC-0229802 LAUREL SCHOOL-AGENCY
1ST SUBTOTAL-200 EMPLOYEE RETIREMNT & INS.

ACCOUNT	- - - - - TITLE - - - - -	BUDGET	PERIOD EXPENDITURES	ENCUMBRANCES OUTSTANDING	YEAR TO DATE EXP	AVAILABLE BALANCE	YTD/ BUD
249	CERTIFIED OTHER INS	4,000.00	284.60	.00	1,423.00	2,577.00	35.58
261	WORKERS COMP-CERTIF	.00	18.82	.00	92.46	-92.46	.00
	TOTAL EMPLOYEE RETIREMNT & IN	39,000.00	2,712.72	.00	13,458.79	25,541.21	34.51
1ST SUBTOTAL-400 PURCHASED SERVICES							
415	MANAGEMENT SERVICES	4,000.00	.00	.00	.00	4,000.00	.00
	TOTAL PURCHASED SERVICES	4,000.00	.00	.00	.00	4,000.00	.00
	TOTAL LAUREL SCHOOL-AGENCY	154,000.00	10,244.14	.00	50,447.82	103,552.18	32.76
FUND/SCC-0229804 GRANT HOLDING ACCOUNT							
1ST SUBTOTAL-500 SUPPLIES AND MATERIALS							
511	CLASSROOM SUPPLIES	.00	-222,427.96	.00	-249.46	249.46	.00
	TOTAL SUPPLIES AND MATERIALS	.00	-222,427.96	.00	-249.46	249.46	.00
	TOTAL GRANT HOLDING ACCOUNT	.00	-222,427.96	.00	-249.46	249.46	.00
FUND/SCC-0229806 UNIVERSITY SCHOOL-AGENCY							
1ST SUBTOTAL-100 PERSONAL SERVICES							
111	REGULAR	91,000.00	7,402.76	.00	36,945.16	54,054.84	40.60
	TOTAL PERSONAL SERVICES	91,000.00	7,402.76	.00	36,945.16	54,054.84	40.60
1ST SUBTOTAL-200 EMPLOYEE RETIREMNT & INS.							
211	STRS-EMPLOYER'S SHA	13,000.00	1,036.38	.00	5,172.31	7,827.69	39.79
213	SOCIAL SECURITY	1,000.00	104.02	.00	519.15	480.85	51.92
241	MEDICAL/HOSPITALIZA	14,000.00	1,146.38	.00	5,731.90	8,268.10	40.94
242	LIFE INSURANCE	.00	6.50	.00	32.50	-32.50	.00
243	DENTAL INSURANCE	1,000.00	96.78	.00	483.90	516.10	48.39
249	CERTIFIED OTHER INS	4,000.00	284.60	.00	1,423.00	2,577.00	35.58
261	WORKERS COMP-CERTIF	.00	18.50	.00	92.35	-92.35	.00
	TOTAL EMPLOYEE RETIREMNT & IN	33,000.00	2,693.16	.00	13,455.11	19,544.89	40.77
1ST SUBTOTAL-400 PURCHASED SERVICES							
415	MANAGEMENT SERVICES	4,000.00	.00	.00	1,811.55	2,188.45	45.29
	TOTAL PURCHASED SERVICES	4,000.00	.00	.00	1,811.55	2,188.45	45.29
	TOTAL UNIVERSITY SCHOOL-AGENC	128,000.00	10,095.92	.00	52,211.82	75,788.18	40.79
FUND/SCC-0240000 EMP. BEN/SELF INS.PRESCRI							
1ST SUBTOTAL-400 PURCHASED SERVICES							
491	THIRD PARTY ADMINIS	10,000.00	.00	.00	.00	10,000.00	.00
492	STOP LOSS INSURANCE	10,000.00	.00	.00	.00	10,000.00	.00
	TOTAL PURCHASED SERVICES	20,000.00	.00	.00	.00	20,000.00	.00
1ST SUBTOTAL-800 OTHER OBJECTS							
856	BENEFITS AND CLAIMS	2,304,000.00	147,047.96	.00	722,221.25	1,581,778.75	31.35

SELECTION CRITERIA: ALL
ACCOUNTING PERIOD: 5/21

SORTED BY: FUND/SCC,1ST SUBTOTAL,ACCOUNT
TOTALED ON: FUND/SCC,1ST SUBTOTAL
PAGE BREAKS ON:

FUND/SCC-0240000 EMP. BEN/SELF INS.PRESCRI
1ST SUBTOTAL-800 OTHER OBJECTS

ACCOUNT	- - - - - TITLE - - - - -	BUDGET	PERIOD EXPENDITURES	ENCUMBRANCES OUTSTANDING	YEAR TO DATE EXP	AVAILABLE BALANCE	YTD/ BUD
	TOTAL OTHER OBJECTS	2,304,000.00	147,047.96	.00	722,221.25	1,581,778.75	31.35
	TOTAL EMP. BEN/SELF INS.PRESC	2,324,000.00	147,047.96	.00	722,221.25	1,601,778.75	31.08
FUND/SCC-0249261 EMP. BEN/SELF INS./DENTAL							
1ST SUBTOTAL-400 PURCHASED SERVICES							
491	THIRD PARTY ADMINIS	40,000.00	2,561.58	.00	12,825.00	27,175.00	32.06
	TOTAL PURCHASED SERVICES	40,000.00	2,561.58	.00	12,825.00	27,175.00	32.06
1ST SUBTOTAL-800 OTHER OBJECTS							
856	BENEFITS AND CLAIMS	575,000.00	39,087.89	.00	254,248.30	320,751.70	44.22
	TOTAL OTHER OBJECTS	575,000.00	39,087.89	.00	254,248.30	320,751.70	44.22
	TOTAL EMP. BEN/SELF INS./DENT	615,000.00	41,649.47	.00	267,073.30	347,926.70	43.43
FUND/SCC-0249262 EMP. BEN/SELF INS./HEALTH							
1ST SUBTOTAL-400 PURCHASED SERVICES							
491	THIRD PARTY ADMINIS	350,000.00	24,865.80	.00	123,560.60	226,439.40	35.30
492	STOP LOSS INSURANCE	750,000.00	59,506.56	.00	295,713.62	454,286.38	39.43
499	OTHER PURCHASED SER	50,000.00	4,100.00	.00	20,500.00	29,500.00	41.00
	TOTAL PURCHASED SERVICES	1,150,000.00	88,472.36	.00	439,774.22	710,225.78	38.24
1ST SUBTOTAL-800 OTHER OBJECTS							
849	OTHER DUES AND FEES	1,000.00	.00	.00	.00	1,000.00	.00
856	BENEFITS AND CLAIMS	8,300,000.00	667,903.74	.00	3,395,625.95	4,904,374.05	40.91
889	OTHER AWARDS AND PR	18,140.00	9,190.00	13,760.00	14,060.00	-9,680.00	153.36
	TOTAL OTHER OBJECTS	8,319,140.00	677,093.74	13,760.00	3,409,685.95	4,895,694.05	41.15
	TOTAL EMP. BEN/SELF INS./HEAL	9,469,140.00	765,566.10	13,760.00	3,849,460.17	5,605,919.83	40.80
FUND/SCC-0249264 EMP. BEN/SELF INS./COBRA							
1ST SUBTOTAL-800 OTHER OBJECTS							
856	BENEFITS AND CLAIMS	20,000.00	3,347.54	.00	5,696.54	14,303.46	28.48
	TOTAL OTHER OBJECTS	20,000.00	3,347.54	.00	5,696.54	14,303.46	28.48
	TOTAL EMP. BEN/SELF INS./COBR	20,000.00	3,347.54	.00	5,696.54	14,303.46	28.48
FUND/SCC-0249270 ANTHEM LIFE INSURANCE							
1ST SUBTOTAL-200 EMPLOYEE RETIREMNT & INS.							
242	LIFE INSURANCE	75,000.00	5,333.90	.00	26,625.32	48,374.68	35.50
	TOTAL EMPLOYEE RETIREMNT & IN	75,000.00	5,333.90	.00	26,625.32	48,374.68	35.50
	TOTAL ANTHEM LIFE INSURANCE	75,000.00	5,333.90	.00	26,625.32	48,374.68	35.50
FUND/SCC-0279211 WORKMAN'S COMP- RESERVE F							
1ST SUBTOTAL-200 EMPLOYEE RETIREMNT & INS.							

SELECTION CRITERIA: ALL
ACCOUNTING PERIOD: 5/21

SORTED BY: FUND/SCC,1ST SUBTOTAL,ACCOUNT
TOTALED ON: FUND/SCC,1ST SUBTOTAL
PAGE BREAKS ON:

FUND/SCC-0279211 WORKMAN'S COMP- RESERVE F
1ST SUBTOTAL-200 EMPLOYEE RETIREMNT & INS.

ACCOUNT	- - - - - TITLE - - - - -	BUDGET	PERIOD EXPENDITURES	ENCUMBRANCES OUTSTANDING	YEAR TO DATE EXP	AVAILABLE BALANCE	YTD/ BUD
260	INSURANCE WRKR'S CO	65,000.00	.00	.00	.00	65,000.00	.00
	TOTAL EMPLOYEE RETIREMNT & IN	65,000.00	.00	.00	.00	65,000.00	.00
	TOTAL WORKMAN'S COMP- RESERVE	65,000.00	.00	.00	.00	65,000.00	.00
FUND/SCC-0279212 WORKMAN'S COMP- RESERVE F							
1ST SUBTOTAL-200 EMPLOYEE RETIREMNT & INS.							
260	INSURANCE WRKR'S CO	130,000.00	.00	.00	.00	130,000.00	.00
	TOTAL EMPLOYEE RETIREMNT & IN	130,000.00	.00	.00	.00	130,000.00	.00
	TOTAL WORKMAN'S COMP- RESERVE	130,000.00	.00	.00	.00	130,000.00	.00
FUND/SCC-0279213 WORKMAN'S COMP- RESERVE F							
1ST SUBTOTAL-200 EMPLOYEE RETIREMNT & INS.							
260	INSURANCE WRKR'S CO	65,000.00	.00	.00	.00	65,000.00	.00
	TOTAL EMPLOYEE RETIREMNT & IN	65,000.00	.00	.00	.00	65,000.00	.00
	TOTAL WORKMAN'S COMP- RESERVE	65,000.00	.00	.00	.00	65,000.00	.00
FUND/SCC-0279214 WORKMAN'S COMP- RESERVE F							
1ST SUBTOTAL-200 EMPLOYEE RETIREMNT & INS.							
260	INSURANCE WRKR'S CO	65,000.00	.00	.00	.00	65,000.00	.00
	TOTAL EMPLOYEE RETIREMNT & IN	65,000.00	.00	.00	.00	65,000.00	.00
	TOTAL WORKMAN'S COMP- RESERVE	65,000.00	.00	.00	.00	65,000.00	.00
FUND/SCC-2009501 STUDENT ACTIVITY/BOOKSTOR							
1ST SUBTOTAL-500 SUPPLIES AND MATERIALS							
519	OTHER GENERAL SUPPL	15,000.00	.00	.00	.00	15,000.00	.00
	TOTAL SUPPLIES AND MATERIALS	15,000.00	.00	.00	.00	15,000.00	.00
	TOTAL STUDENT ACTIVITY/BOOKST	15,000.00	.00	.00	.00	15,000.00	.00
FUND/SCC-2009502 STUDENT ACTIVITY/CHEERLEA							
1ST SUBTOTAL-500 SUPPLIES AND MATERIALS							
519	OTHER GENERAL SUPPL	26,504.00	.00	3,225.95	.00	23,278.05	12.17
	TOTAL SUPPLIES AND MATERIALS	26,504.00	.00	3,225.95	.00	23,278.05	12.17
	TOTAL STUDENT ACTIVITY/CHEERL	26,504.00	.00	3,225.95	.00	23,278.05	12.17
FUND/SCC-2009503 STUDENT ACTIVITY/ACADEMIC							
1ST SUBTOTAL-400 PURCHASED SERVICES							
432	CERTIFIED MEETING E	584.76	.00	.00	.00	584.76	.00
	TOTAL PURCHASED SERVICES	584.76	.00	.00	.00	584.76	.00

1ST SUBTOTAL-500 SUPPLIES AND MATERIALS

SELECTION CRITERIA: ALL
ACCOUNTING PERIOD: 5/21

SORTED BY: FUND/SCC,1ST SUBTOTAL,ACCOUNT
TOTALED ON: FUND/SCC,1ST SUBTOTAL
PAGE BREAKS ON:

FUND/SCC-2009503 STUDENT ACTIVITY/ACADEMIC
1ST SUBTOTAL-500 SUPPLIES AND MATERIALS

ACCOUNT	- - - - - TITLE - - - - -	BUDGET	PERIOD EXPENDITURES	ENCUMBRANCES OUTSTANDING	YEAR TO DATE EXP	AVAILABLE BALANCE	YTD/ BUD
519	OTHER GENERAL SUPPL	1,000.00	.00	.00	.00	1,000.00	.00
	TOTAL SUPPLIES AND MATERIALS	1,000.00	.00	.00	.00	1,000.00	.00
	TOTAL STUDENT ACTIVITY/ACADEM	1,584.76	.00	.00	.00	1,584.76	.00
FUND/SCC-2009504 MS DRILL TEAM							
1ST SUBTOTAL-500 SUPPLIES AND MATERIALS							
519	OTHER GENERAL SUPPL	1,000.00	.00	.00	.00	1,000.00	.00
	TOTAL SUPPLIES AND MATERIALS	1,000.00	.00	.00	.00	1,000.00	.00
	TOTAL MS DRILL TEAM	1,000.00	.00	.00	.00	1,000.00	.00
FUND/SCC-2009506 STUDENT ACTIVITY/YOUTH EN							
1ST SUBTOTAL-500 SUPPLIES AND MATERIALS							
569	OTHER	1,000.00	.00	.00	.00	1,000.00	.00
	TOTAL SUPPLIES AND MATERIALS	1,000.00	.00	.00	.00	1,000.00	.00
	TOTAL STUDENT ACTIVITY/YOUTH	1,000.00	.00	.00	.00	1,000.00	.00
FUND/SCC-2009509 STUDENT ACTIVITY/CHOIR							
1ST SUBTOTAL-500 SUPPLIES AND MATERIALS							
519	OTHER GENERAL SUPPL	1,981.71	.00	981.71	.00	1,000.00	49.54
	TOTAL SUPPLIES AND MATERIALS	1,981.71	.00	981.71	.00	1,000.00	49.54
	TOTAL STUDENT ACTIVITY/CHOIR	1,981.71	.00	981.71	.00	1,000.00	49.54
FUND/SCC-2009511 WOODBURY MODEL UN							
1ST SUBTOTAL-800 OTHER OBJECTS							
849	OTHER DUES AND FEES	8,000.00	.00	.00	.00	8,000.00	.00
	TOTAL OTHER OBJECTS	8,000.00	.00	.00	.00	8,000.00	.00
	TOTAL WOODBURY MODEL UN	8,000.00	.00	.00	.00	8,000.00	.00
FUND/SCC-2009512 MIDDLE SCHOOL MODEL UN							
1ST SUBTOTAL-800 OTHER OBJECTS							
849	OTHER DUES AND FEES	13,100.00	.00	.00	.00	13,100.00	.00
	TOTAL OTHER OBJECTS	13,100.00	.00	.00	.00	13,100.00	.00
	TOTAL MIDDLE SCHOOL MODEL UN	13,100.00	.00	.00	.00	13,100.00	.00
FUND/SCC-2009521 STUDENT ACTIVITY/DRAMA							
1ST SUBTOTAL-400 PURCHASED SERVICES							
419	OTHER PROF. & TECH.	7,849.84	530.00	4,675.04	610.00	2,564.80	67.33
	TOTAL PURCHASED SERVICES	7,849.84	530.00	4,675.04	610.00	2,564.80	67.33

1ST SUBTOTAL-500 SUPPLIES AND MATERIALS

SELECTION CRITERIA: ALL
ACCOUNTING PERIOD: 5/21

SORTED BY: FUND/SCC,1ST SUBTOTAL,ACCOUNT
TOTALED ON: FUND/SCC,1ST SUBTOTAL
PAGE BREAKS ON:

FUND/SCC-2009521 STUDENT ACTIVITY/DRAMA
1ST SUBTOTAL-500 SUPPLIES AND MATERIALS

ACCOUNT	- - - - - TITLE - - - - -	BUDGET	PERIOD EXPENDITURES	ENCUMBRANCES OUTSTANDING	YEAR TO DATE EXP	AVAILABLE BALANCE	YTD/ BUD
519	OTHER GENERAL SUPPL	2,000.00	.00	2,000.00	.00	.00	100.00
	TOTAL SUPPLIES AND MATERIALS	2,000.00	.00	2,000.00	.00	.00	100.00
1ST SUBTOTAL-800 OTHER OBJECTS							
849	OTHER DUES AND FEES	3,000.00	.00	.00	129.00	2,871.00	4.30
	TOTAL OTHER OBJECTS	3,000.00	.00	.00	129.00	2,871.00	4.30
	TOTAL STUDENT ACTIVITY/DRAMA	12,849.84	530.00	6,675.04	739.00	5,435.80	57.70
FUND/SCC-2009524 STUDENT ACTIVITY/GERMAN C							
1ST SUBTOTAL-400 PURCHASED SERVICES							
419	OTHER PROF. & TECH.	1,000.00	.00	.00	.00	1,000.00	.00
	TOTAL PURCHASED SERVICES	1,000.00	.00	.00	.00	1,000.00	.00
1ST SUBTOTAL-500 SUPPLIES AND MATERIALS							
519	OTHER GENERAL SUPPL	1,000.00	.00	.00	.00	1,000.00	.00
	TOTAL SUPPLIES AND MATERIALS	1,000.00	.00	.00	.00	1,000.00	.00
	TOTAL STUDENT ACTIVITY/GERMAN	2,000.00	.00	.00	.00	2,000.00	.00
FUND/SCC-2009525 STUDENT ACTIVITY/LATIN CL							
1ST SUBTOTAL-400 PURCHASED SERVICES							
439	OTHER TRAV./MEET EX	1,000.00	.00	.00	.00	1,000.00	.00
	TOTAL PURCHASED SERVICES	1,000.00	.00	.00	.00	1,000.00	.00
1ST SUBTOTAL-500 SUPPLIES AND MATERIALS							
519	OTHER GENERAL SUPPL	4,000.00	.00	.00	26.99	3,973.01	.67
	TOTAL SUPPLIES AND MATERIALS	4,000.00	.00	.00	26.99	3,973.01	.67
	TOTAL STUDENT ACTIVITY/LATIN	5,000.00	.00	.00	26.99	4,973.01	.54
FUND/SCC-2009526 STUDENT ACTIVITY/MANO EN							
1ST SUBTOTAL-500 SUPPLIES AND MATERIALS							
519	OTHER GENERAL SUPPL	1,000.00	.00	.00	.00	1,000.00	.00
	TOTAL SUPPLIES AND MATERIALS	1,000.00	.00	.00	.00	1,000.00	.00
	TOTAL STUDENT ACTIVITY/MANO E	1,000.00	.00	.00	.00	1,000.00	.00
FUND/SCC-2009528 STUDENT ACTIVITY/GRISTMIL							
1ST SUBTOTAL-400 PURCHASED SERVICES							
419	OTHER PROF. & TECH.	38,186.62	.00	4,186.62	.00	34,000.00	10.96
432	CERTIFIED MEETING E	4,000.00	.00	.00	.00	4,000.00	.00
	TOTAL PURCHASED SERVICES	42,186.62	.00	4,186.62	.00	38,000.00	9.92
1ST SUBTOTAL-500 SUPPLIES AND MATERIALS							
519	OTHER GENERAL SUPPL	6,000.00	2,930.71	.00	6,396.08	-396.08	106.60

SELECTION CRITERIA: ALL
ACCOUNTING PERIOD: 5/21

SORTED BY: FUND/SCC,1ST SUBTOTAL,ACCOUNT
TOTALED ON: FUND/SCC,1ST SUBTOTAL
PAGE BREAKS ON:

FUND/SCC-2009528 STUDENT ACTIVITY/GRISTMIL
1ST SUBTOTAL-500 SUPPLIES AND MATERIALS

ACCOUNT	- - - - - TITLE - - - - -	BUDGET	PERIOD EXPENDITURES	ENCUMBRANCES OUTSTANDING	YEAR TO DATE EXP	AVAILABLE BALANCE	YTD/ BUD
	TOTAL SUPPLIES AND MATERIALS	6,000.00	2,930.71	.00	6,396.08	-396.08	106.60
	TOTAL STUDENT ACTIVITY/GRISTM	48,186.62	2,930.71	4,186.62	6,396.08	37,603.92	21.96
FUND/SCC-2009531 STUDENT ACTIVITY/INSTRUME							
1ST SUBTOTAL-400 PURCHASED SERVICES							
419	OTHER PROF. & TECH.	12,216.91	.00	1,816.91	.00	10,400.00	14.87
	TOTAL PURCHASED SERVICES	12,216.91	.00	1,816.91	.00	10,400.00	14.87
1ST SUBTOTAL-500 SUPPLIES AND MATERIALS							
519	OTHER GENERAL SUPPL	2,643.10	.00	1,643.10	.00	1,000.00	62.17
	TOTAL SUPPLIES AND MATERIALS	2,643.10	.00	1,643.10	.00	1,000.00	62.17
1ST SUBTOTAL-800 OTHER OBJECTS							
849	OTHER DUES AND FEES	2,000.00	.00	.00	.00	2,000.00	.00
889	OTHER AWARDS AND PR	1,094.41	.00	50.00	50.00	994.41	9.14
	TOTAL OTHER OBJECTS	3,094.41	.00	50.00	50.00	2,994.41	3.23
	TOTAL STUDENT ACTIVITY/INSTRU	17,954.42	.00	3,510.01	50.00	14,394.41	19.83
FUND/SCC-2009533 STUDENT ACTIVITY/S.G.O.R.							
1ST SUBTOTAL-500 SUPPLIES AND MATERIALS							
519	OTHER GENERAL SUPPL	4,000.00	.00	.00	406.56	3,593.44	10.16
569	OTHER	1,000.00	.00	.00	79.80	920.20	7.98
	TOTAL SUPPLIES AND MATERIALS	5,000.00	.00	.00	486.36	4,513.64	9.73
	TOTAL STUDENT ACTIVITY/S.G.O.	5,000.00	.00	.00	486.36	4,513.64	9.73
FUND/SCC-2009534 STUDENT ACTIVITY/RUGBY CL							
1ST SUBTOTAL-500 SUPPLIES AND MATERIALS							
519	OTHER GENERAL SUPPL	1,000.00	.00	.00	.00	1,000.00	.00
	TOTAL SUPPLIES AND MATERIALS	1,000.00	.00	.00	.00	1,000.00	.00
	TOTAL STUDENT ACTIVITY/RUGBY	1,000.00	.00	.00	.00	1,000.00	.00
FUND/SCC-2009535 STUDENT ACTIVITY/ MODEL U							
1ST SUBTOTAL-400 PURCHASED SERVICES							
432	CERTIFIED MEETING E	6,000.00	.00	.00	.00	6,000.00	.00
439	OTHER TRAV./MEET EX	24,000.00	.00	.00	.00	24,000.00	.00
489	TRANSPORTATION OTHR	19,000.00	.00	.00	.00	19,000.00	.00
	TOTAL PURCHASED SERVICES	49,000.00	.00	.00	.00	49,000.00	.00
1ST SUBTOTAL-500 SUPPLIES AND MATERIALS							
519	OTHER GENERAL SUPPL	1,000.00	372.75	1,102.05	400.72	-502.77	150.28
569	OTHER	1,000.00	.00	.00	.00	1,000.00	.00
	TOTAL SUPPLIES AND MATERIALS	2,000.00	372.75	1,102.05	400.72	497.23	75.14

SELECTION CRITERIA: ALL
ACCOUNTING PERIOD: 5/21

SORTED BY: FUND/SCC,1ST SUBTOTAL,ACCOUNT
TOTALED ON: FUND/SCC,1ST SUBTOTAL
PAGE BREAKS ON:

FUND/SCC-2009535 STUDENT ACTIVITY/ MODEL U
1ST SUBTOTAL-500 SUPPLIES AND MATERIALS

ACCOUNT	- - - - - TITLE - - - - -	BUDGET	PERIOD EXPENDITURES	ENCUMBRANCES OUTSTANDING	YEAR TO DATE EXP	AVAILABLE BALANCE	YTD/ BUD
1ST SUBTOTAL-800 OTHER OBJECTS							
849	OTHER DUES AND FEES	7,000.00	.00	.00	.00	7,000.00	.00
	TOTAL OTHER OBJECTS	7,000.00	.00	.00	.00	7,000.00	.00
	TOTAL STUDENT ACTIVITY/ MODEL	58,000.00	372.75	1,102.05	400.72	56,497.23	2.59
FUND/SCC-2009539 STUDENT ACTIVITY/ECOLOGY							
1ST SUBTOTAL-800 OTHER OBJECTS							
889	OTHER AWARDS AND PR	1,000.00	.00	.00	.00	1,000.00	.00
	TOTAL OTHER OBJECTS	1,000.00	.00	.00	.00	1,000.00	.00
	TOTAL STUDENT ACTIVITY/ECOLOG	1,000.00	.00	.00	.00	1,000.00	.00
FUND/SCC-2009545 STUDENT ACTIVITY/HS STUDE							
1ST SUBTOTAL-500 SUPPLIES AND MATERIALS							
519	OTHER GENERAL SUPPL	3,000.00	.00	.00	.00	3,000.00	.00
569	OTHER	1,000.00	.00	.00	.00	1,000.00	.00
	TOTAL SUPPLIES AND MATERIALS	4,000.00	.00	.00	.00	4,000.00	.00
	TOTAL STUDENT ACTIVITY/HS STU	4,000.00	.00	.00	.00	4,000.00	.00
FUND/SCC-2009547 STUDENT ACTIVITY/MINORITY							
1ST SUBTOTAL-400 PURCHASED SERVICES							
419	OTHER PROF. & TECH.	1,000.00	.00	.00	.00	1,000.00	.00
	TOTAL PURCHASED SERVICES	1,000.00	.00	.00	.00	1,000.00	.00
1ST SUBTOTAL-500 SUPPLIES AND MATERIALS							
519	OTHER GENERAL SUPPL	1,000.00	.00	.00	.00	1,000.00	.00
	TOTAL SUPPLIES AND MATERIALS	1,000.00	.00	.00	.00	1,000.00	.00
	TOTAL STUDENT ACTIVITY/MINORI	2,000.00	.00	.00	.00	2,000.00	.00
FUND/SCC-2009548 STUDENT ACTIVITY/SCIENCE							
1ST SUBTOTAL-800 OTHER OBJECTS							
849	OTHER DUES AND FEES	1,000.00	100.00	.00	100.00	900.00	10.00
	TOTAL OTHER OBJECTS	1,000.00	100.00	.00	100.00	900.00	10.00
	TOTAL STUDENT ACTIVITY/SCIENC	1,000.00	100.00	.00	100.00	900.00	10.00
FUND/SCC-2009553 STUDENT ACTIVITY/SKI CLUB							
1ST SUBTOTAL-400 PURCHASED SERVICES							
439	OTHER TRAV./MEET EX	28,000.00	.00	.00	.00	28,000.00	.00
	TOTAL PURCHASED SERVICES	28,000.00	.00	.00	.00	28,000.00	.00
1ST SUBTOTAL-500 SUPPLIES AND MATERIALS							

SELECTION CRITERIA: ALL
ACCOUNTING PERIOD: 5/21

SORTED BY: FUND/SCC,1ST SUBTOTAL,ACCOUNT
TOTALED ON: FUND/SCC,1ST SUBTOTAL
PAGE BREAKS ON:

FUND/SCC-2009553 STUDENT ACTIVITY/SKI CLUB
1ST SUBTOTAL-500 SUPPLIES AND MATERIALS

ACCOUNT	- - - - - TITLE - - - - -	BUDGET	PERIOD EXPENDITURES	ENCUMBRANCES OUTSTANDING	YEAR TO DATE EXP	AVAILABLE BALANCE	YTD/ BUD
519	OTHER GENERAL SUPPL	1,000.00	.00	.00	.00	1,000.00	.00
	TOTAL SUPPLIES AND MATERIALS	1,000.00	.00	.00	.00	1,000.00	.00
	TOTAL STUDENT ACTIVITY/SKI CL	29,000.00	.00	.00	.00	29,000.00	.00
FUND/SCC-2009555 STUDENT ACTIVITY / STUDEN							
1ST SUBTOTAL-200 EMPLOYEE RETIREMNT & INS.							
233	MEETING EXPENSE-SUP	1,000.00	.00	.00	.00	1,000.00	.00
	TOTAL EMPLOYEE RETIREMNT & IN	1,000.00	.00	.00	.00	1,000.00	.00
1ST SUBTOTAL-400 PURCHASED SERVICES							
419	OTHER PROF. & TECH.	5,000.00	.00	.00	.00	5,000.00	.00
	TOTAL PURCHASED SERVICES	5,000.00	.00	.00	.00	5,000.00	.00
1ST SUBTOTAL-500 SUPPLIES AND MATERIALS							
519	OTHER GENERAL SUPPL	1,000.00	.00	.00	.00	1,000.00	.00
	TOTAL SUPPLIES AND MATERIALS	1,000.00	.00	.00	.00	1,000.00	.00
	TOTAL STUDENT ACTIVITY / STUD	7,000.00	.00	.00	.00	7,000.00	.00
FUND/SCC-2009571 MIDDLE SCHOOL CHEERLEADER							
1ST SUBTOTAL-400 PURCHASED SERVICES							
419	OTHER PROF. & TECH.	6,000.00	.00	.00	.00	6,000.00	.00
	TOTAL PURCHASED SERVICES	6,000.00	.00	.00	.00	6,000.00	.00
	TOTAL MIDDLE SCHOOL CHEERLEAD	6,000.00	.00	.00	.00	6,000.00	.00
FUND/SCC-2009575 PROJECT SUPPORT							
1ST SUBTOTAL-500 SUPPLIES AND MATERIALS							
519	OTHER GENERAL SUPPL	1,000.00	.00	.00	.00	1,000.00	.00
	TOTAL SUPPLIES AND MATERIALS	1,000.00	.00	.00	.00	1,000.00	.00
	TOTAL PROJECT SUPPORT	1,000.00	.00	.00	.00	1,000.00	.00
FUND/SCC-2009576 SANKOFA							
1ST SUBTOTAL-400 PURCHASED SERVICES							
419	OTHER PROF. & TECH.	5,000.00	900.00	1,800.00	900.00	2,300.00	54.00
	TOTAL PURCHASED SERVICES	5,000.00	900.00	1,800.00	900.00	2,300.00	54.00
1ST SUBTOTAL-500 SUPPLIES AND MATERIALS							
519	OTHER GENERAL SUPPL	6,026.49	194.05	26.49	194.05	5,805.95	3.66
	TOTAL SUPPLIES AND MATERIALS	6,026.49	194.05	26.49	194.05	5,805.95	3.66
	TOTAL SANKOFA	11,026.49	1,094.05	1,826.49	1,094.05	8,105.95	26.49

FUND/SCC-2009586 RAIDERETTES (STUDENT ACTI

SELECTION CRITERIA: ALL
ACCOUNTING PERIOD: 5/21

SORTED BY: FUND/SCC,1ST SUBTOTAL,ACCOUNT
TOTALED ON: FUND/SCC,1ST SUBTOTAL
PAGE BREAKS ON:

FUND/SCC-2009586 RAIDERETTES (STUDENT ACTI
1ST SUBTOTAL-500 SUPPLIES AND MATERIALS

ACCOUNT	- - - - - TITLE - - - - -	BUDGET	PERIOD EXPENDITURES	ENCUMBRANCES OUTSTANDING	YEAR TO DATE EXP	AVAILABLE BALANCE	YTD/ BUD
1ST SUBTOTAL-500 SUPPLIES AND MATERIALS							
519	OTHER GENERAL SUPPL	5,000.00	.00	.00	.00	5,000.00	.00
	TOTAL SUPPLIES AND MATERIALS	5,000.00	.00	.00	.00	5,000.00	.00
	TOTAL RAIDERETTES (STUDENT AC	5,000.00	.00	.00	.00	5,000.00	.00
FUND/SCC-2009588 IB COMMUNITY SERVICE PROJ							
1ST SUBTOTAL-500 SUPPLIES AND MATERIALS							
519	OTHER GENERAL SUPPL	1,054.00	.00	54.00	.00	1,000.00	5.12
	TOTAL SUPPLIES AND MATERIALS	1,054.00	.00	54.00	.00	1,000.00	5.12
	TOTAL IB COMMUNITY SERVICE PR	1,054.00	.00	54.00	.00	1,000.00	5.12
FUND/SCC-2009590 WOODBURY STUDENT COUNCIL							
1ST SUBTOTAL-500 SUPPLIES AND MATERIALS							
519	OTHER GENERAL SUPPL	1,000.00	.00	.00	.00	1,000.00	.00
	TOTAL SUPPLIES AND MATERIALS	1,000.00	.00	.00	.00	1,000.00	.00
	TOTAL WOODBURY STUDENT COUNCI	1,000.00	.00	.00	.00	1,000.00	.00
FUND/SCC-2009591 WOODBURY SKI CLUB							
1ST SUBTOTAL-400 PURCHASED SERVICES							
499	OTHER PURCHASED SER	18,000.00	.00	.00	.00	18,000.00	.00
	TOTAL PURCHASED SERVICES	18,000.00	.00	.00	.00	18,000.00	.00
1ST SUBTOTAL-500 SUPPLIES AND MATERIALS							
519	OTHER GENERAL SUPPL	2,000.00	.00	.00	.00	2,000.00	.00
	TOTAL SUPPLIES AND MATERIALS	2,000.00	.00	.00	.00	2,000.00	.00
	TOTAL WOODBURY SKI CLUB	20,000.00	.00	.00	.00	20,000.00	.00
FUND/SCC-2009593 ART CLUB							
1ST SUBTOTAL-500 SUPPLIES AND MATERIALS							
519	OTHER GENERAL SUPPL	1,013.59	.00	.00	.00	1,013.59	.00
	TOTAL SUPPLIES AND MATERIALS	1,013.59	.00	.00	.00	1,013.59	.00
	TOTAL ART CLUB	1,013.59	.00	.00	.00	1,013.59	.00
FUND/SCC-2009601 CLASS OF 2020							
1ST SUBTOTAL-400 PURCHASED SERVICES							
419	OTHER PROF. & TECH.	25,000.00	.00	.00	-9,000.00	34,000.00	-36.00
	TOTAL PURCHASED SERVICES	25,000.00	.00	.00	-9,000.00	34,000.00	-36.00
1ST SUBTOTAL-500 SUPPLIES AND MATERIALS							
519	OTHER GENERAL SUPPL	22,000.00	902.88	.00	902.88	21,097.12	4.10
569	OTHER	1,000.00	.00	.00	.00	1,000.00	.00

SELECTION CRITERIA: ALL
ACCOUNTING PERIOD: 5/21

SORTED BY: FUND/SCC,1ST SUBTOTAL,ACCOUNT
TOTALED ON: FUND/SCC,1ST SUBTOTAL
PAGE BREAKS ON:

FUND/SCC-2009601 CLASS OF 2020
1ST SUBTOTAL-500 SUPPLIES AND MATERIALS

ACCOUNT	- - - - - TITLE - - - - -	BUDGET	PERIOD EXPENDITURES	ENCUMBRANCES OUTSTANDING	YEAR TO DATE EXP	AVAILABLE BALANCE	YTD/ BUD
	TOTAL SUPPLIES AND MATERIALS	23,000.00	902.88	.00	902.88	22,097.12	3.93
	TOTAL CLASS OF 2020	48,000.00	902.88	.00	-8,097.12	56,097.12	-16.87
FUND/SCC-2009602 CLASS OF 2021							
1ST SUBTOTAL-500 SUPPLIES AND MATERIALS							
519	OTHER GENERAL SUPPL	3,550.00	.00	550.00	.00	3,000.00	15.49
	TOTAL SUPPLIES AND MATERIALS	3,550.00	.00	550.00	.00	3,000.00	15.49
	TOTAL CLASS OF 2021	3,550.00	.00	550.00	.00	3,000.00	15.49
FUND/SCC-2009603 CLASS OF 2022							
1ST SUBTOTAL-500 SUPPLIES AND MATERIALS							
519	OTHER GENERAL SUPPL	1,000.00	.00	.00	.00	1,000.00	.00
	TOTAL SUPPLIES AND MATERIALS	1,000.00	.00	.00	.00	1,000.00	.00
	TOTAL CLASS OF 2022	1,000.00	.00	.00	.00	1,000.00	.00
FUND/SCC-2009604 LETTUCE CLUB							
1ST SUBTOTAL-500 SUPPLIES AND MATERIALS							
519	OTHER GENERAL SUPPL	1,000.00	.00	.00	.00	1,000.00	.00
	TOTAL SUPPLIES AND MATERIALS	1,000.00	.00	.00	.00	1,000.00	.00
	TOTAL LETTUCE CLUB	1,000.00	.00	.00	.00	1,000.00	.00
FUND/SCC-2009605 CLASS OF 2023							
1ST SUBTOTAL-500 SUPPLIES AND MATERIALS							
569	OTHER	1,000.00	.00	.00	.00	1,000.00	.00
	TOTAL SUPPLIES AND MATERIALS	1,000.00	.00	.00	.00	1,000.00	.00
	TOTAL CLASS OF 2023	1,000.00	.00	.00	.00	1,000.00	.00
FUND/SCC-2009608 ESPORT CLUB							
1ST SUBTOTAL-500 SUPPLIES AND MATERIALS							
519	OTHER GENERAL SUPPL	2,000.00	.00	.00	.00	2,000.00	.00
	TOTAL SUPPLIES AND MATERIALS	2,000.00	.00	.00	.00	2,000.00	.00
	TOTAL ESPORT CLUB	2,000.00	.00	.00	.00	2,000.00	.00
FUND/SCC-3009601 ATHLETICS/H.S. MEN'S ATHL							
1ST SUBTOTAL-100 PERSONAL SERVICES							
142	TEMPORARY	20,200.00	960.00	.00	1,720.00	18,480.00	8.51
143	SUPPLEMENTAL	5,000.00	840.00	.00	1,400.00	3,600.00	28.00
	TOTAL PERSONAL SERVICES	25,200.00	1,800.00	.00	3,120.00	22,080.00	12.38

1ST SUBTOTAL-200 EMPLOYEE RETIREMNT & INS.

SELECTION CRITERIA: ALL
ACCOUNTING PERIOD: 5/21

SORTED BY: FUND/SCC,1ST SUBTOTAL,ACCOUNT
TOTALED ON: FUND/SCC,1ST SUBTOTAL
PAGE BREAKS ON:

FUND/SCC-3009601 ATHLETICS/H.S. MEN'S ATHL
1ST SUBTOTAL-200 EMPLOYEE RETIREMNT & INS.

ACCOUNT	- - - - - TITLE - - - - -	BUDGET	PERIOD EXPENDITURES	ENCUMBRANCES OUTSTANDING	YEAR TO DATE EXP	AVAILABLE BALANCE	YTD/ BUD
213	SOCIAL SECURITY	.00	1.98	.00	4.81	-4.81	.00
221	SERS-EMPLOYER'S SHA	1,600.00	282.61	.00	282.61	1,317.39	17.66
223	SOCIAL SECURITY	300.00	22.97	.00	38.40	261.60	12.80
251	MEDICAL/HOSPITALIZA	400.00	.00	.00	.00	400.00	.00
262	WORKERS COMP NON-CE	.00	4.50	.00	7.80	-7.80	.00
	TOTAL EMPLOYEE RETIREMNT & IN	2,300.00	312.06	.00	333.62	1,966.38	14.51
1ST SUBTOTAL-400 PURCHASED SERVICES							
419	OTHER PROF. & TECH.	35,007.00	.00	11,220.00	1,237.50	22,549.50	35.59
423	REPAIRS & MAINTENAN	11,700.00	.00	.00	.00	11,700.00	.00
425	RENTALS	.00	250.00	1,500.00	250.00	-1,750.00	.00
439	OTHER TRAV./MEET EX	400.00	.00	.00	.00	400.00	.00
483	TRANSP. FROM OTHER	1,000.00	.00	.00	.00	1,000.00	.00
	TOTAL PURCHASED SERVICES	48,107.00	250.00	12,720.00	1,487.50	33,899.50	29.53
1ST SUBTOTAL-500 SUPPLIES AND MATERIALS							
519	OTHER GENERAL SUPPL	81,194.00	4,558.84	13,867.14	43,606.28	23,720.58	70.79
560	FOOD & MATERIALS	1,200.00	.00	.00	.00	1,200.00	.00
	TOTAL SUPPLIES AND MATERIALS	82,394.00	4,558.84	13,867.14	43,606.28	24,920.58	69.75
1ST SUBTOTAL-600 CAPITAL OUTLAY							
640	EQUIPMENT	69,131.50	2,807.86	832.23	13,582.80	54,716.47	20.85
	TOTAL CAPITAL OUTLAY	69,131.50	2,807.86	832.23	13,582.80	54,716.47	20.85
1ST SUBTOTAL-800 OTHER OBJECTS							
849	OTHER DUES AND FEES	37,700.00	581.23	225.00	2,686.23	34,788.77	7.72
880	AWARDS AND PRIZES	11,193.44	.00	1,461.00	193.44	9,539.00	14.78
	TOTAL OTHER OBJECTS	48,893.44	581.23	1,686.00	2,879.67	44,327.77	9.34
	TOTAL ATHLETICS/H.S. MEN'S AT	276,025.94	10,309.99	29,105.37	65,009.87	181,910.70	34.10
FUND/SCC-3009602 ATHLETICS/M.S. ATHLETICS							
1ST SUBTOTAL-200 EMPLOYEE RETIREMNT & INS.							
233	MEETING EXPENSE-SUP	400.00	.00	.00	.00	400.00	.00
	TOTAL EMPLOYEE RETIREMNT & IN	400.00	.00	.00	.00	400.00	.00
1ST SUBTOTAL-400 PURCHASED SERVICES							
419	OTHER PROF. & TECH.	9,165.90	.00	265.90	.00	8,900.00	2.90
	TOTAL PURCHASED SERVICES	9,165.90	.00	265.90	.00	8,900.00	2.90
1ST SUBTOTAL-500 SUPPLIES AND MATERIALS							
519	OTHER GENERAL SUPPL	19,200.00	.00	3,000.00	.00	16,200.00	15.63
	TOTAL SUPPLIES AND MATERIALS	19,200.00	.00	3,000.00	.00	16,200.00	15.63
1ST SUBTOTAL-800 OTHER OBJECTS							
849	OTHER DUES AND FEES	2,300.00	.00	.00	.00	2,300.00	.00

SELECTION CRITERIA: ALL
ACCOUNTING PERIOD: 5/21

SORTED BY: FUND/SCC,1ST SUBTOTAL,ACCOUNT
TOTALED ON: FUND/SCC,1ST SUBTOTAL
PAGE BREAKS ON:

FUND/SCC-3009602 ATHLETICS/M.S. ATHLETICS
1ST SUBTOTAL-800 OTHER OBJECTS

ACCOUNT	- - - - - TITLE - - - - -	BUDGET	PERIOD EXPENDITURES	ENCUMBRANCES OUTSTANDING	YEAR TO DATE EXP	AVAILABLE BALANCE	YTD/ BUD
	TOTAL OTHER OBJECTS	2,300.00	.00	.00	.00	2,300.00	.00
	TOTAL ATHLETICS/M.S. ATHLETIC	31,065.90	.00	3,265.90	.00	27,800.00	10.51
FUND/SCC-3009603 ATHLETICS/H.S. WOMEN'S AT							
1ST SUBTOTAL-100 PERSONAL SERVICES							
142	TEMPORARY	900.00	80.00	.00	120.00	780.00	13.33
143	SUPPLEMENTAL	800.00	.00	.00	.00	800.00	.00
	TOTAL PERSONAL SERVICES	1,700.00	80.00	.00	120.00	1,580.00	7.06
1ST SUBTOTAL-200 EMPLOYEE RETIREMNT & INS.							
213	SOCIAL SECURITY	.00	1.14	.00	1.71	-1.71	.00
221	SERS-EMPLOYER'S SHA	100.00	12.56	.00	12.56	87.44	12.56
251	MEDICAL/HOSPITALIZA	100.00	.00	.00	.00	100.00	.00
262	WORKERS COMP NON-CE	.00	.20	.00	.30	- .30	.00
	TOTAL EMPLOYEE RETIREMNT & IN	200.00	13.90	.00	14.57	185.43	7.29
1ST SUBTOTAL-400 PURCHASED SERVICES							
419	OTHER PROF. & TECH.	38,999.80	200.00	13,655.00	1,457.50	23,887.30	38.75
423	REPAIRS & MAINTENAN	4,700.00	.00	.00	.00	4,700.00	.00
425	RENTALS	.00	.00	1,500.00	.00	-1,500.00	.00
483	TRANSP. FROM OTHER	1,000.00	.00	.00	.00	1,000.00	.00
	TOTAL PURCHASED SERVICES	44,699.80	200.00	15,155.00	1,457.50	28,087.30	37.16
1ST SUBTOTAL-500 SUPPLIES AND MATERIALS							
519	OTHER GENERAL SUPPL	42,950.00	603.60	1,888.60	3,260.85	37,800.55	11.99
560	FOOD & MATERIALS	1,200.00	.00	.00	.00	1,200.00	.00
	TOTAL SUPPLIES AND MATERIALS	44,150.00	603.60	1,888.60	3,260.85	39,000.55	11.66
1ST SUBTOTAL-600 CAPITAL OUTLAY							
640	EQUIPMENT	16,900.00	2,807.86	.00	2,807.86	14,092.14	16.61
	TOTAL CAPITAL OUTLAY	16,900.00	2,807.86	.00	2,807.86	14,092.14	16.61
1ST SUBTOTAL-800 OTHER OBJECTS							
849	OTHER DUES AND FEES	22,500.00	55.00	125.00	1,325.00	21,050.00	6.44
880	AWARDS AND PRIZES	9,400.00	.00	989.50	.00	8,410.50	10.53
	TOTAL OTHER OBJECTS	31,900.00	55.00	1,114.50	1,325.00	29,460.50	7.65
	TOTAL ATHLETICS/H.S. WOMEN'S	139,549.80	3,760.36	18,158.10	8,985.78	112,405.92	19.45
FUND/SCC-3009605 ATHLETICS/GIRLS SOCCER FU							
1ST SUBTOTAL-400 PURCHASED SERVICES							
419	OTHER PROF. & TECH.	800.00	.00	.00	.00	800.00	.00
	TOTAL PURCHASED SERVICES	800.00	.00	.00	.00	800.00	.00
1ST SUBTOTAL-500 SUPPLIES AND MATERIALS							

SELECTION CRITERIA: ALL
ACCOUNTING PERIOD: 5/21

SORTED BY: FUND/SCC,1ST SUBTOTAL,ACCOUNT
TOTALED ON: FUND/SCC,1ST SUBTOTAL
PAGE BREAKS ON:

FUND/SCC-3009605 ATHLETICS/GIRLS SOCCER FU
1ST SUBTOTAL-500 SUPPLIES AND MATERIALS

ACCOUNT	- - - - - TITLE - - - - -	BUDGET	PERIOD EXPENDITURES	ENCUMBRANCES OUTSTANDING	YEAR TO DATE EXP	AVAILABLE BALANCE	YTD/ BUD
519	OTHER GENERAL SUPPL	3,900.00	.00	.00	.00	3,900.00	.00
560	FOOD & MATERIALS	200.00	.00	.00	.00	200.00	.00
569	OTHER	800.00	.00	.00	.00	800.00	.00
	TOTAL SUPPLIES AND MATERIALS	4,900.00	.00	.00	.00	4,900.00	.00
1ST SUBTOTAL-600 CAPITAL OUTLAY							
640	EQUIPMENT	100.00	.00	.00	.00	100.00	.00
	TOTAL CAPITAL OUTLAY	100.00	.00	.00	.00	100.00	.00
	TOTAL ATHLETICS/GIRLS SOCCER	5,800.00	.00	.00	.00	5,800.00	.00
FUND/SCC-3009606 ATHLETICS/GIRLS BASKETBAL							
1ST SUBTOTAL-500 SUPPLIES AND MATERIALS							
519	OTHER GENERAL SUPPL	2,200.00	.00	.00	.00	2,200.00	.00
	TOTAL SUPPLIES AND MATERIALS	2,200.00	.00	.00	.00	2,200.00	.00
	TOTAL ATHLETICS/GIRLS BASKETB	2,200.00	.00	.00	.00	2,200.00	.00
FUND/SCC-3009607 ATHLETICS/GIRLS SOFTBALL							
1ST SUBTOTAL-500 SUPPLIES AND MATERIALS							
519	OTHER GENERAL SUPPL	700.00	.00	.00	.00	700.00	.00
	TOTAL SUPPLIES AND MATERIALS	700.00	.00	.00	.00	700.00	.00
	TOTAL ATHLETICS/GIRLS SOFTBAL	700.00	.00	.00	.00	700.00	.00
FUND/SCC-3009608 ATHLETICS/GIRLS' VOLLEYBA							
1ST SUBTOTAL-500 SUPPLIES AND MATERIALS							
519	OTHER GENERAL SUPPL	6,500.00	.00	1,509.00	.00	4,991.00	23.22
	TOTAL SUPPLIES AND MATERIALS	6,500.00	.00	1,509.00	.00	4,991.00	23.22
	TOTAL ATHLETICS/GIRLS' VOLLEY	6,500.00	.00	1,509.00	.00	4,991.00	23.22
FUND/SCC-3009612 ATHLETICS/HOCKEY TEAM							
1ST SUBTOTAL-400 PURCHASED SERVICES							
419	OTHER PROF. & TECH.	100.00	.00	.00	.00	100.00	.00
	TOTAL PURCHASED SERVICES	100.00	.00	.00	.00	100.00	.00
	TOTAL ATHLETICS/HOCKEY TEAM	100.00	.00	.00	.00	100.00	.00
FUND/SCC-3009613 ATHLETICS/FOOTBALL FUNDRA							
1ST SUBTOTAL-500 SUPPLIES AND MATERIALS							
519	OTHER GENERAL SUPPL	1,500.00	.00	.00	.00	1,500.00	.00
	TOTAL SUPPLIES AND MATERIALS	1,500.00	.00	.00	.00	1,500.00	.00
	TOTAL ATHLETICS/FOOTBALL FUND	1,500.00	.00	.00	.00	1,500.00	.00

SELECTION CRITERIA: ALL
ACCOUNTING PERIOD: 5/21

SORTED BY: FUND/SCC,1ST SUBTOTAL,ACCOUNT
TOTALED ON: FUND/SCC,1ST SUBTOTAL
PAGE BREAKS ON:

FUND/SCC-3009614 ATHLETICS/BASKETBALL FUND
1ST SUBTOTAL-500 SUPPLIES AND MATERIALS

ACCOUNT	- - - - - TITLE - - - - -	BUDGET	PERIOD EXPENDITURES	ENCUMBRANCES OUTSTANDING	YEAR TO DATE EXP	AVAILABLE BALANCE	YTD/ BUD
FUND/SCC-3009614 ATHLETICS/BASKETBALL FUND							
519	OTHER GENERAL SUPPL	14,116.12	.00	1,737.97	1,162.65	11,215.50	20.55
560	FOOD & MATERIALS	400.00	.00	.00	.00	400.00	.00
	TOTAL SUPPLIES AND MATERIALS	14,516.12	.00	1,737.97	1,162.65	11,615.50	19.98
1ST SUBTOTAL-800 OTHER OBJECTS							
849	OTHER DUES AND FEES	2,300.00	.00	.00	.00	2,300.00	.00
	TOTAL OTHER OBJECTS	2,300.00	.00	.00	.00	2,300.00	.00
	TOTAL ATHLETICS/BASKETBALL FU	16,816.12	.00	1,737.97	1,162.65	13,915.50	17.25
FUND/SCC-3009616 ATHLETICS/BASEBALL FUNDRA							
1ST SUBTOTAL-400 PURCHASED SERVICES							
489	TRANSPORTATION OTHR	9,400.00	.00	.00	.00	9,400.00	.00
	TOTAL PURCHASED SERVICES	9,400.00	.00	.00	.00	9,400.00	.00
1ST SUBTOTAL-500 SUPPLIES AND MATERIALS							
519	OTHER GENERAL SUPPL	5,600.00	.00	.00	.00	5,600.00	.00
	TOTAL SUPPLIES AND MATERIALS	5,600.00	.00	.00	.00	5,600.00	.00
1ST SUBTOTAL-800 OTHER OBJECTS							
849	OTHER DUES AND FEES	18,700.00	.00	.00	.00	18,700.00	.00
	TOTAL OTHER OBJECTS	18,700.00	.00	.00	.00	18,700.00	.00
	TOTAL ATHLETICS/BASEBALL FUND	33,700.00	.00	.00	.00	33,700.00	.00
FUND/SCC-3009618 GIRLS GOLF							
1ST SUBTOTAL-500 SUPPLIES AND MATERIALS							
519	OTHER GENERAL SUPPL	.00	195.00	795.00	2,135.00	-2,930.00	.00
	TOTAL SUPPLIES AND MATERIALS	.00	195.00	795.00	2,135.00	-2,930.00	.00
	TOTAL GIRLS GOLF	.00	195.00	795.00	2,135.00	-2,930.00	.00
FUND/SCC-3009620 GIRLS CROSS COUNTRY FUND							
1ST SUBTOTAL-500 SUPPLIES AND MATERIALS							
519	OTHER GENERAL SUPPL	3,800.00	.00	.00	.00	3,800.00	.00
	TOTAL SUPPLIES AND MATERIALS	3,800.00	.00	.00	.00	3,800.00	.00
	TOTAL GIRLS CROSS COUNTRY FUN	3,800.00	.00	.00	.00	3,800.00	.00
FUND/SCC-3009621 ATHLETICS - BOY LACROSSE							
1ST SUBTOTAL-400 PURCHASED SERVICES							
419	OTHER PROF. & TECH.	600.00	.00	.00	.00	600.00	.00
	TOTAL PURCHASED SERVICES	600.00	.00	.00	.00	600.00	.00
1ST SUBTOTAL-500 SUPPLIES AND MATERIALS							

SELECTION CRITERIA: ALL
ACCOUNTING PERIOD: 5/21

SORTED BY: FUND/SCC,1ST SUBTOTAL,ACCOUNT
TOTALED ON: FUND/SCC,1ST SUBTOTAL
PAGE BREAKS ON:

FUND/SCC-3009621 ATHLETICS - BOY LACROSSE
1ST SUBTOTAL-500 SUPPLIES AND MATERIALS

ACCOUNT	- - - - - TITLE - - - - -	BUDGET	PERIOD EXPENDITURES	ENCUMBRANCES OUTSTANDING	YEAR TO DATE EXP	AVAILABLE BALANCE	YTD/ BUD
519	OTHER GENERAL SUPPL	8,096.00	.00	996.00	.00	7,100.00	12.30
	TOTAL SUPPLIES AND MATERIALS	8,096.00	.00	996.00	.00	7,100.00	12.30
1ST SUBTOTAL-800 OTHER OBJECTS							
849	OTHER DUES AND FEES	800.00	.00	.00	.00	800.00	.00
	TOTAL OTHER OBJECTS	800.00	.00	.00	.00	800.00	.00
	TOTAL ATHLETICS - BOY LACROSS	9,496.00	.00	996.00	.00	8,500.00	10.49
FUND/SCC-3009622 BOYS SOCCER FUND RAISINI							
1ST SUBTOTAL-500 SUPPLIES AND MATERIALS							
519	OTHER GENERAL SUPPL	4,900.00	.00	576.00	.00	4,324.00	11.76
	TOTAL SUPPLIES AND MATERIALS	4,900.00	.00	576.00	.00	4,324.00	11.76
	TOTAL BOYS SOCCER FUND RAISI	4,900.00	.00	576.00	.00	4,324.00	11.76
FUND/SCC-3009625 ATHLETICS/BOYS SWIMMING F							
1ST SUBTOTAL-500 SUPPLIES AND MATERIALS							
519	OTHER GENERAL SUPPL	300.00	.00	.00	.00	300.00	.00
	TOTAL SUPPLIES AND MATERIALS	300.00	.00	.00	.00	300.00	.00
	TOTAL ATHLETICS/BOYS SWIMMING	300.00	.00	.00	.00	300.00	.00
FUND/SCC-3009626 ATHLETICS/GIRLS SWIMMING							
1ST SUBTOTAL-500 SUPPLIES AND MATERIALS							
519	OTHER GENERAL SUPPL	700.00	.00	.00	.00	700.00	.00
	TOTAL SUPPLIES AND MATERIALS	700.00	.00	.00	.00	700.00	.00
	TOTAL ATHLETICS/GIRLS SWIMMIN	700.00	.00	.00	.00	700.00	.00
FUND/SCC-3009627 BOYS GOLF FUNDRAISER							
1ST SUBTOTAL-500 SUPPLIES AND MATERIALS							
519	OTHER GENERAL SUPPL	.00	349.86	1,404.00	349.86	-1,753.86	.00
	TOTAL SUPPLIES AND MATERIALS	.00	349.86	1,404.00	349.86	-1,753.86	.00
	TOTAL BOYS GOLF FUNDRAISER	.00	349.86	1,404.00	349.86	-1,753.86	.00
FUND/SCC-3009630 ATHLETIC TOURNAMENT ACCOU							
1ST SUBTOTAL-400 PURCHASED SERVICES							
419	OTHER PROF. & TECH.	3,000.00	.00	.00	.00	3,000.00	.00
	TOTAL PURCHASED SERVICES	3,000.00	.00	.00	.00	3,000.00	.00
	TOTAL ATHLETIC TOURNAMENT ACC	3,000.00	.00	.00	.00	3,000.00	.00
FUND/SCC-3009631 ARBITER PAY - ATHLETICS							
1ST SUBTOTAL-400 PURCHASED SERVICES							

SELECTION CRITERIA: ALL
ACCOUNTING PERIOD: 5/21

SORTED BY: FUND/SCC,1ST SUBTOTAL,ACCOUNT
TOTALED ON: FUND/SCC,1ST SUBTOTAL
PAGE BREAKS ON:

FUND/SCC-3009631 ARBITER PAY - ATHLETICS
1ST SUBTOTAL-400 PURCHASED SERVICES

ACCOUNT	- - - - - TITLE - - - - -	BUDGET	PERIOD EXPENDITURES	ENCUMBRANCES OUTSTANDING	YEAR TO DATE EXP	AVAILABLE BALANCE	YTD/ BUD
419	OTHER PROF. & TECH.	.00	.00	.00	10,000.00	-10,000.00	.00
	TOTAL PURCHASED SERVICES	.00	.00	.00	10,000.00	-10,000.00	.00
	TOTAL ARBITER PAY - ATHLETICS	.00	.00	.00	10,000.00	-10,000.00	.00
FUND/SCC-4019103 ST. DOMINIC FY21							
1ST SUBTOTAL-100 PERSONAL SERVICES							
111	REGULAR	34,727.00	2,955.74	.00	7,389.35	27,337.65	21.28
121	SICK LEAVE	94.00	.00	.00	.00	94.00	.00
141	REGULAR	36,199.00	3,140.16	.00	7,845.84	28,353.16	21.67
151	SICK LEAVE	38.00	.00	.00	.00	38.00	.00
154	HOLIDAYS	1,344.00	.00	.00	.00	1,344.00	.00
	TOTAL PERSONAL SERVICES	72,402.00	6,095.90	.00	15,235.19	57,166.81	21.04
1ST SUBTOTAL-200 EMPLOYEE RETIREMNT & INS.							
211	STRS-EMPLOYER'S SHA	4,875.00	413.80	.00	1,034.50	3,840.50	21.22
213	SOCIAL SECURITY	380.00	32.49	.00	81.12	298.88	21.35
221	SERS-EMPLOYER'S SHA	5,900.00	493.02	.00	1,232.55	4,667.45	20.89
223	SOCIAL SECURITY	500.00	40.63	.00	101.61	398.39	20.32
241	MEDICAL/HOSPITALIZA	9,423.00	778.70	.00	1,946.75	7,476.25	20.66
242	LIFE INSURANCE	53.00	4.42	.00	11.05	41.95	20.85
243	DENTAL INSURANCE	817.00	65.80	.00	164.50	652.50	20.13
249	CERTIFIED OTHER INS	2,341.00	193.52	.00	483.80	1,857.20	20.67
251	MEDICAL/HOSPITALIZA	8,494.00	1,159.54	.00	2,898.85	5,595.15	34.13
252	LIFE INSURANCE	72.00	7.92	.00	19.80	52.20	27.50
253	DENTAL INSURANCE	672.00	97.88	.00	244.70	427.30	36.41
259	NONCERTIFIED INS BE	2,101.00	287.88	.00	719.70	1,381.30	34.26
261	WORKERS COMP-CERTIF	101.00	7.38	.00	18.45	82.55	18.27
262	WORKERS COMP NON-CE	104.00	7.84	.00	19.59	84.41	18.84
	TOTAL EMPLOYEE RETIREMNT & IN	35,833.00	3,590.82	.00	8,976.97	26,856.03	25.05
1ST SUBTOTAL-400 PURCHASED SERVICES							
415	MANAGEMENT SERVICES	8,644.00	.00	.00	.00	8,644.00	.00
419	OTHER PROF. & TECH.	27,970.00	4,075.00	24,450.00	8,150.00	-4,630.00	116.55
	TOTAL PURCHASED SERVICES	36,614.00	4,075.00	24,450.00	8,150.00	4,014.00	89.04
1ST SUBTOTAL-500 SUPPLIES AND MATERIALS							
511	CLASSROOM SUPPLIES	13,901.00	.00	.00	1,465.88	12,435.12	10.55
514	HEALTH & HYGIENE SU	529.00	.00	68.63	.00	460.37	12.97
516	SOFTWARE MATERIALS	4,012.00	587.00	.00	4,610.99	-598.99	114.93
521	NEW TEXTBOOKS	1,709.00	55.30	57.65	5,122.71	-3,471.36	303.12
	TOTAL SUPPLIES AND MATERIALS	20,151.00	642.30	126.28	11,199.58	8,825.14	56.20
	TOTAL ST. DOMINIC FY21	165,000.00	14,404.02	24,576.28	43,561.74	96,861.98	41.30

FUND/SCC-4019203 ST DOMINIC FY20

SELECTION CRITERIA: ALL
ACCOUNTING PERIOD: 5/21

SORTED BY: FUND/SCC,1ST SUBTOTAL,ACCOUNT
TOTALED ON: FUND/SCC,1ST SUBTOTAL
PAGE BREAKS ON:

FUND/SCC-4019203 ST DOMINIC FY20
1ST SUBTOTAL-100 PERSONAL SERVICES

ACCOUNT	- - - - - TITLE - - - - -	BUDGET	PERIOD EXPENDITURES	ENCUMBRANCES OUTSTANDING	YEAR TO DATE EXP	AVAILABLE BALANCE	YTD/ BUD
1ST SUBTOTAL-100 PERSONAL SERVICES							
111	REGULAR	7,041.28	.00	.00	6,756.25	285.03	95.95
121	SICK LEAVE	19.00	.00	.00	.00	19.00	.00
141	REGULAR	7,342.00	.00	.00	7,810.79	-468.79	106.39
151	SICK LEAVE	8.00	.00	.00	.00	8.00	.00
154	HOLIDAYS	273.00	.00	.00	.00	273.00	.00
	TOTAL PERSONAL SERVICES	14,683.28	.00	.00	14,567.04	116.24	99.21
1ST SUBTOTAL-200 EMPLOYEE RETIREMNT & INS.							
211	STRS-EMPLOYER'S SHA	989.00	.00	.00	945.90	43.10	95.64
213	SOCIAL SECURITY	77.00	- .07	.00	71.78	5.22	93.22
221	SERS-EMPLOYER'S SHA	1,197.00	.00	.00	1,225.60	-28.60	102.39
223	SOCIAL SECURITY	101.00	.07	.00	101.25	- .25	100.25
241	MEDICAL/HOSPITALIZA	1,911.00	.00	.00	1,946.75	-35.75	101.87
242	LIFE INSURANCE	11.00	.00	.00	11.05	- .05	100.45
243	DENTAL INSURANCE	166.00	.00	.00	164.50	1.50	99.10
249	CERTIFIED OTHER INS	475.00	.00	.00	483.80	-8.80	101.85
251	MEDICAL/HOSPITALIZA	1,723.00	.00	.00	2,898.85	-1,175.85	168.24
252	LIFE INSURANCE	15.00	.00	.00	19.80	-4.80	132.00
253	DENTAL INSURANCE	136.00	.00	.00	244.70	-108.70	179.93
259	NONCERTIFIED INS BE	426.00	.00	.00	719.70	-293.70	168.94
261	WORKERS COMP-CERTIF	21.00	.00	.00	16.90	4.10	80.48
262	WORKERS COMP NON-CE	21.00	.00	.00	19.51	1.49	92.90
	TOTAL EMPLOYEE RETIREMNT & IN	7,269.00	.00	.00	8,870.09	-1,601.09	122.03
1ST SUBTOTAL-400 PURCHASED SERVICES							
415	MANAGEMENT SERVICES	1,753.00	.00	.00	- .01	1,753.01	.00
419	OTHER PROF. & TECH.	5,053.12	.00	.00	.00	5,053.12	.00
	TOTAL PURCHASED SERVICES	6,806.12	.00	.00	- .01	6,806.13	.00
1ST SUBTOTAL-500 SUPPLIES AND MATERIALS							
511	CLASSROOM SUPPLIES	3,477.05	.00	.00	3,443.81	33.24	99.04
514	HEALTH & HYGIENE SU	45.94	.00	.00	.00	45.94	.00
521	NEW TEXTBOOKS	8,057.21	.00	.00	7,994.77	62.44	99.23
	TOTAL SUPPLIES AND MATERIALS	11,580.20	.00	.00	11,438.58	141.62	98.78
	TOTAL ST DOMINIC FY20	40,338.60	.00	.00	34,875.70	5,462.90	86.46
FUND/SCC-4519221 ETECH CONNECTIVITY FY21							
1ST SUBTOTAL-400 PURCHASED SERVICES							
441	TELEPHONE SERVICE	14,400.00	.00	.00	7,200.00	7,200.00	50.00
	TOTAL PURCHASED SERVICES	14,400.00	.00	.00	7,200.00	7,200.00	50.00
	TOTAL ETECH CONNECTIVITY FY21	14,400.00	.00	.00	7,200.00	7,200.00	50.00

FUND/SCC-4679320 STDT WELLNESS/SUCCESS

SELECTION CRITERIA: ALL
ACCOUNTING PERIOD: 5/21

SORTED BY: FUND/SCC,1ST SUBTOTAL,ACCOUNT
TOTALED ON: FUND/SCC,1ST SUBTOTAL
PAGE BREAKS ON:

FUND/SCC-4679320 STDT WELLNESS/SUCCESS
1ST SUBTOTAL-400 PURCHASED SERVICES

ACCOUNT	- - - - - TITLE - - - - -	BUDGET	PERIOD EXPENDITURES	ENCUMBRANCES OUTSTANDING	YEAR TO DATE EXP	AVAILABLE BALANCE	YTD/ BUD
1ST SUBTOTAL-400 PURCHASED SERVICES							
419	OTHER PROF. & TECH.	216,897.51	.00	64,167.00	27,500.00	125,230.51	42.26
TOTAL PURCHASED SERVICES		216,897.51	.00	64,167.00	27,500.00	125,230.51	42.26
TOTAL STDT WELLNESS/SUCCESS		216,897.51	.00	64,167.00	27,500.00	125,230.51	42.26
FUND/SCC-4679321 STDT WELL/SUCCESS FY21							
1ST SUBTOTAL-400 PURCHASED SERVICES							
419	OTHER PROF. & TECH.	333,474.48	.00	.00	.00	333,474.48	.00
TOTAL PURCHASED SERVICES		333,474.48	.00	.00	.00	333,474.48	.00
TOTAL STDT WELL/SUCCESS FY21		333,474.48	.00	.00	.00	333,474.48	.00
FUND/SCC-4990000 UNIDENTIFIED GRANTS							
1ST SUBTOTAL-400 PURCHASED SERVICES							
419	OTHER PROF. & TECH.	20,000.00	.00	.00	.00	20,000.00	.00
TOTAL PURCHASED SERVICES		20,000.00	.00	.00	.00	20,000.00	.00
TOTAL UNIDENTIFIED GRANTS		20,000.00	.00	.00	.00	20,000.00	.00
FUND/SCC-4999020 PARENT MENTOR GRANT FY20							
1ST SUBTOTAL-100 PERSONAL SERVICES							
141	REGULAR	836.50	.00	.00	1,032.50	-196.00	123.43
155	PROFESSIONAL LEAVE	7.00	.00	.00	.00	7.00	.00
TOTAL PERSONAL SERVICES		843.50	.00	.00	1,032.50	-189.00	122.41
1ST SUBTOTAL-200 EMPLOYEE RETIREMNT & INS.							
213	SOCIAL SECURITY	.00	.00	.00	-14.61	14.61	.00
221	SERS-EMPLOYER'S SHA	88.00	.00	.00	.00	88.00	.00
222	SERS-EMPLOYER'S SHA	69.00	.00	.00	.00	69.00	.00
223	SOCIAL SECURITY	9.00	.00	.00	14.61	-5.61	162.33
242	LIFE INSURANCE	1.00	.00	.00	.00	1.00	.00
243	DENTAL INSURANCE	11.00	.00	.00	.00	11.00	.00
252	LIFE INSURANCE	1.00	.00	.00	.00	1.00	.00
253	DENTAL INSURANCE	8.00	.00	.00	.00	8.00	.00
262	WORKERS COMP NON-CE	2.00	.00	.00	.00	2.00	.00
TOTAL EMPLOYEE RETIREMNT & IN		189.00	.00	.00	.00	189.00	.00
TOTAL PARENT MENTOR GRANT FY2		1,032.50	.00	.00	1,032.50	.00	100.00
FUND/SCC-4999021 PARENT MENTOR FY21							
1ST SUBTOTAL-100 PERSONAL SERVICES							
141	REGULAR	20,283.00	.00	.00	.00	20,283.00	.00
155	PROFESSIONAL LEAVE	179.00	.00	.00	.00	179.00	.00
TOTAL PERSONAL SERVICES		20,462.00	.00	.00	.00	20,462.00	.00

SELECTION CRITERIA: ALL
ACCOUNTING PERIOD: 5/21

SORTED BY: FUND/SCC,1ST SUBTOTAL,ACCOUNT
TOTALED ON: FUND/SCC,1ST SUBTOTAL
PAGE BREAKS ON:

FUND/SCC-4999021 PARENT MENTOR FY21
1ST SUBTOTAL-200 EMPLOYEE RETIREMNT & INS.

ACCOUNT	- - - - - TITLE - - - - -	BUDGET	PERIOD EXPENDITURES	ENCUMBRANCES OUTSTANDING	YEAR TO DATE EXP	AVAILABLE BALANCE	YTD/ BUD
1ST SUBTOTAL-200 EMPLOYEE RETIREMNT & INS.							
221	SERS-EMPLOYER'S SHA	2,133.00	.00	.00	.00	2,133.00	.00
222	SERS-EMPLOYER'S SHA	1,659.00	.00	.00	.00	1,659.00	.00
223	SOCIAL SECURITY	213.00	.00	.00	.00	213.00	.00
242	LIFE INSURANCE	18.00	.00	.00	.00	18.00	.00
243	DENTAL INSURANCE	265.00	.00	.00	.00	265.00	.00
252	LIFE INSURANCE	13.00	.00	.00	.00	13.00	.00
253	DENTAL INSURANCE	199.00	.00	.00	.00	199.00	.00
262	WORKERS COMP NON-CE	38.00	.00	.00	.00	38.00	.00
	TOTAL EMPLOYEE RETIREMNT & IN	4,538.00	.00	.00	.00	4,538.00	.00
	TOTAL PARENT MENTOR FY21	25,000.00	.00	.00	.00	25,000.00	.00
FUND/SCC-4999221 SCHOOL BUS GRANT							
1ST SUBTOTAL-600 CAPITAL OUTLAY							
660	SCHOOL BUSES	35,642.86	.00	35,642.86	.00	.00	100.00
	TOTAL CAPITAL OUTLAY	35,642.86	.00	35,642.86	.00	.00	100.00
	TOTAL SCHOOL BUS GRANT	35,642.86	.00	35,642.86	.00	.00	100.00
FUND/SCC-4999222 SCHOOL BUS GRANT FY21							
1ST SUBTOTAL-600 CAPITAL OUTLAY							
660	SCHOOL BUSES	35,000.00	.00	.00	.00	35,000.00	.00
	TOTAL CAPITAL OUTLAY	35,000.00	.00	.00	.00	35,000.00	.00
	TOTAL SCHOOL BUS GRANT FY21	35,000.00	.00	.00	.00	35,000.00	.00
FUND/SCC-4999903 SCHL SAFETY TRAINING FY21							
1ST SUBTOTAL-400 PURCHASED SERVICES							
419	OTHER PROF. & TECH.	10,000.00	.00	.00	.00	10,000.00	.00
	TOTAL PURCHASED SERVICES	10,000.00	.00	.00	.00	10,000.00	.00
1ST SUBTOTAL-600 CAPITAL OUTLAY							
640	EQUIPMENT	15,000.00	.00	.00	.00	15,000.00	.00
	TOTAL CAPITAL OUTLAY	15,000.00	.00	.00	.00	15,000.00	.00
	TOTAL SCHL SAFETY TRAINING FY	25,000.00	.00	.00	.00	25,000.00	.00
FUND/SCC-5079021 ESSER FY 21							
1ST SUBTOTAL-100 PERSONAL SERVICES							
111	REGULAR	390,208.87	34,498.50	.00	34,498.50	355,710.37	8.84
112	TEMPORARY	.00	6,300.00	.00	6,300.00	-6,300.00	.00
	TOTAL PERSONAL SERVICES	390,208.87	40,798.50	.00	40,798.50	349,410.37	10.46
1ST SUBTOTAL-200 EMPLOYEE RETIREMNT & INS.							
211	STRS-EMPLOYER'S SHA	230,000.00	5,711.80	.00	5,711.80	224,288.20	2.48

SELECTION CRITERIA: ALL
ACCOUNTING PERIOD: 5/21

SORTED BY: FUND/SCC,1ST SUBTOTAL,ACCOUNT
TOTALED ON: FUND/SCC,1ST SUBTOTAL
PAGE BREAKS ON:

FUND/SCC-5079021 ESSER FY 21
1ST SUBTOTAL-200 EMPLOYEE RETIREMNT & INS.

ACCOUNT	- - - - - TITLE - - - - -	BUDGET	PERIOD EXPENDITURES	ENCUMBRANCES OUTSTANDING	YEAR TO DATE EXP	AVAILABLE BALANCE	YTD/ BUD
213	SOCIAL SECURITY	.00	576.84	.00	576.84	-576.84	.00
241	MEDICAL/HOSPITALIZA	.00	4,780.81	.00	4,780.81	-4,780.81	.00
242	LIFE INSURANCE	.00	33.15	.00	33.15	-33.15	.00
243	DENTAL INSURANCE	.00	398.98	.00	398.98	-398.98	.00
249	CERTIFIED OTHER INS	.00	587.70	.00	587.70	-587.70	.00
261	WORKERS COMP-CERTIF	.00	101.99	.00	101.99	-101.99	.00
	TOTAL EMPLOYEE RETIREMNT & IN	230,000.00	12,191.27	.00	12,191.27	217,808.73	5.30
1ST SUBTOTAL-500 SUPPLIES AND MATERIALS							
519	OTHER GENERAL SUPPL	4,302.03	.00	.00	.00	4,302.03	.00
	TOTAL SUPPLIES AND MATERIALS	4,302.03	.00	.00	.00	4,302.03	.00
	TOTAL ESSER FY 21	624,510.90	52,989.77	.00	52,989.77	571,521.13	8.49
FUND/SCC-5109021 SUBURBAN GRANT FY 21							
1ST SUBTOTAL-600 CAPITAL OUTLAY							
640	EQUIPMENT	240,128.63	34,074.63	.00	240,128.63	.00	100.00
	TOTAL CAPITAL OUTLAY	240,128.63	34,074.63	.00	240,128.63	.00	100.00
	TOTAL SUBURBAN GRANT FY 21	240,128.63	34,074.63	.00	240,128.63	.00	100.00
FUND/SCC-5109121 BROADBAND GRANT FY 21							
1ST SUBTOTAL-600 CAPITAL OUTLAY							
644	TECHNICAL EQUIPMENT	47,248.96	.00	.00	.00	47,248.96	.00
	TOTAL CAPITAL OUTLAY	47,248.96	.00	.00	.00	47,248.96	.00
	TOTAL BROADBAND GRANT FY 21	47,248.96	.00	.00	.00	47,248.96	.00
FUND/SCC-5169014 6B RESTORATION GRANT FY20							
1ST SUBTOTAL-100 PERSONAL SERVICES							
111	REGULAR	39,365.59	.00	.00	14,191.32	25,174.27	36.05
121	SICK LEAVE	396.00	.00	.00	.00	396.00	.00
	TOTAL PERSONAL SERVICES	39,761.59	.00	.00	14,191.32	25,570.27	35.69
1ST SUBTOTAL-200 EMPLOYEE RETIREMNT & INS.							
211	STRS-EMPLOYER'S SHA	5,598.00	.00	.00	1,986.80	3,611.20	35.49
213	SOCIAL SECURITY	557.00	.00	.00	197.50	359.50	35.46
241	MEDICAL/HOSPITALIZA	8,064.00	.00	.00	2,865.95	5,198.05	35.54
242	LIFE INSURANCE	46.00	.00	.00	16.25	29.75	35.33
243	DENTAL INSURANCE	681.00	.00	.00	241.95	439.05	35.53
249	CERTIFIED OTHER INS	2,002.00	.00	.00	711.50	1,290.50	35.54
261	WORKERS COMP-CERTIF	101.00	.00	.00	35.45	65.55	35.10
	TOTAL EMPLOYEE RETIREMNT & IN	17,049.00	.00	.00	6,055.40	10,993.60	35.52
	TOTAL 6B RESTORATION GRANT FY	56,810.59	.00	.00	20,246.72	36,563.87	35.64

SELECTION CRITERIA: ALL
ACCOUNTING PERIOD: 5/21

SORTED BY: FUND/SCC,1ST SUBTOTAL,ACCOUNT
TOTALED ON: FUND/SCC,1ST SUBTOTAL
PAGE BREAKS ON:

FUND/SCC-5169016 IDEA FY20
1ST SUBTOTAL-100 PERSONAL SERVICES

ACCOUNT	- - - - - TITLE - - - - -	BUDGET	PERIOD EXPENDITURES	ENCUMBRANCES OUTSTANDING	YEAR TO DATE EXP	AVAILABLE BALANCE	YTD/ BUD
FUND/SCC-5169016 IDEA FY20							
111	REGULAR	24,221.26	.00	.00	25,225.18	-1,003.92	104.14
121	SICK LEAVE	789.73	.00	.00	.00	789.73	.00
122	PERSONAL LEAVE	242.93	.00	.00	.00	242.93	.00
125	PROFESSIONAL LEAVE	295.01	.00	.00	.00	295.01	.00
141	REGULAR	146,511.66	.00	.00	135,525.34	10,986.32	92.50
144	OVERTIME	659.79	.00	.00	.00	659.79	.00
151	SICK LEAVE	8,561.86	.00	.00	.00	8,561.86	.00
152	PERSONAL LEAVE	1,390.86	.00	.00	276.32	1,114.54	19.87
154	HOLIDAYS	3,462.65	.00	.00	.00	3,462.65	.00
155	PROFESSIONAL LEAVE	608.73	.00	.00	.00	608.73	.00
159	OTHER NONCERTIFIED	45.60	.00	.00	.00	45.60	.00
	TOTAL PERSONAL SERVICES	186,790.08	.00	.00	161,026.84	25,763.24	86.21
1ST SUBTOTAL-200 EMPLOYEE RETIREMNT & INS.							
211	STRS-EMPLOYER'S SHA	4,074.52	.00	.00	1,553.72	2,520.80	38.13
213	SOCIAL SECURITY	411.94	-16.41	.00	-997.69	1,409.63	-242.19
221	SERS-EMPLOYER'S SHA	26,179.50	.00	.00	7,800.79	18,378.71	29.80
223	SOCIAL SECURITY	2,142.18	16.41	.00	1,852.45	289.73	86.47
241	MEDICAL/HOSPITALIZA	2,473.95	.00	.00	871.80	1,602.15	35.24
242	LIFE INSURANCE	25.86	.00	.00	6.50	19.36	25.14
243	DENTAL INSURANCE	191.35	.00	.00	67.44	123.91	35.24
249	CERTIFIED OTHER INS	302.40	.00	.00	107.20	195.20	35.45
251	MEDICAL/HOSPITALIZA	51,972.81	.00	.00	14,542.83	37,429.98	27.98
252	LIFE INSURANCE	464.44	.00	.00	162.50	301.94	34.99
253	DENTAL INSURANCE	4,478.36	.00	.00	1,579.34	2,899.02	35.27
259	NONCERTIFIED INS BE	12,873.22	.00	.00	4,538.76	8,334.46	35.26
261	WORKERS COMP-CERTIF	69.06	.00	.00	19.46	49.60	28.18
262	WORKERS COMP NON-CE	447.32	.00	.00	134.72	312.60	30.12
	TOTAL EMPLOYEE RETIREMNT & IN	106,106.91	.00	.00	32,239.82	73,867.09	30.38
1ST SUBTOTAL-400 PURCHASED SERVICES							
419	OTHER PROF. & TECH.	11,175.51	.00	.00	1,000.00	10,175.51	8.95
	TOTAL PURCHASED SERVICES	11,175.51	.00	.00	1,000.00	10,175.51	8.95
1ST SUBTOTAL-500 SUPPLIES AND MATERIALS							
511	CLASSROOM SUPPLIES	1,800.04	.00	.00	.00	1,800.04	.00
	TOTAL SUPPLIES AND MATERIALS	1,800.04	.00	.00	.00	1,800.04	.00
	TOTAL IDEA FY20	305,872.54	.00	.00	194,266.66	111,605.88	63.51
FUND/SCC-5169116 IDEA B FY21							
1ST SUBTOTAL-100 PERSONAL SERVICES							
111	REGULAR	107,102.17	.00	.00	.00	107,102.17	.00
121	SICK LEAVE	3,492.03	.00	.00	.00	3,492.03	.00
122	PERSONAL LEAVE	1,074.21	.00	.00	.00	1,074.21	.00

SELECTION CRITERIA: ALL
ACCOUNTING PERIOD: 5/21

SORTED BY: FUND/SCC,1ST SUBTOTAL,ACCOUNT
TOTALED ON: FUND/SCC,1ST SUBTOTAL
PAGE BREAKS ON:

FUND/SCC-5169116 IDEA B FY21
1ST SUBTOTAL-100 PERSONAL SERVICES

ACCOUNT	- - - - - TITLE - - - - -	BUDGET	PERIOD EXPENDITURES	ENCUMBRANCES OUTSTANDING	YEAR TO DATE EXP	AVAILABLE BALANCE	YTD/ BUD
125	PROFESSIONAL LEAVE	1,304.48	.00	.00	.00	1,304.48	.00
141	REGULAR	647,746.19	44,462.96	.00	123,963.69	523,782.50	19.14
144	OVERTIME	2,917.49	.00	.00	105.56	2,811.93	3.62
151	SICK LEAVE	37,859.06	6,400.42	.00	8,127.52	29,731.54	21.47
152	PERSONAL LEAVE	6,150.17	1,074.64	.00	1,074.64	5,075.53	17.47
154	HOLIDAYS	15,311.19	.00	.00	.00	15,311.19	.00
155	PROFESSIONAL LEAVE	2,691.70	36.12	.00	36.12	2,655.58	1.34
159	OTHER NONCERTIFIED	201.64	.00	.00	.00	201.64	.00
	TOTAL PERSONAL SERVICES	825,850.33	51,974.14	.00	133,307.53	692,542.80	16.14
1ST SUBTOTAL-200 EMPLOYEE RETIREMNT & INS.							
211	STRS-EMPLOYER'S SHA	18,016.78	.00	.00	.00	18,016.78	.00
213	SOCIAL SECURITY	1,821.50	58.16	.00	58.16	1,763.34	3.19
221	SERS-EMPLOYER'S SHA	115,761.12	8,618.96	.00	21,917.03	93,844.09	18.93
223	SOCIAL SECURITY	9,472.34	645.14	.00	1,744.86	7,727.48	18.42
241	MEDICAL/HOSPITALIZA	10,939.37	.00	.00	.00	10,939.37	.00
242	LIFE INSURANCE	114.34	.00	.00	.00	114.34	.00
243	DENTAL INSURANCE	846.16	.00	.00	.00	846.16	.00
249	CERTIFIED OTHER INS	1,337.14	.00	.00	.00	1,337.14	.00
251	MEDICAL/HOSPITALIZA	229,814.64	17,441.68	.00	44,706.45	185,108.19	19.45
252	LIFE INSURANCE	2,053.71	143.00	.00	373.75	1,679.96	18.20
253	DENTAL INSURANCE	19,802.50	1,479.25	.00	3,831.21	15,971.29	19.35
259	NONCERTIFIED INS BE	56,923.07	4,321.92	.00	11,075.85	45,847.22	19.46
261	WORKERS COMP-CERTIF	305.37	.00	.00	.00	305.37	.00
262	WORKERS COMP NON-CE	1,978.02	129.98	.00	333.33	1,644.69	16.85
	TOTAL EMPLOYEE RETIREMNT & IN	469,186.06	32,838.09	.00	84,040.64	385,145.42	17.91
1ST SUBTOTAL-400 PURCHASED SERVICES							
419	OTHER PROF. & TECH.	24,388.12	562.50	3,000.00	1,875.00	19,513.12	19.99
	TOTAL PURCHASED SERVICES	24,388.12	562.50	3,000.00	1,875.00	19,513.12	19.99
1ST SUBTOTAL-500 SUPPLIES AND MATERIALS							
511	CLASSROOM SUPPLIES	5,000.00	135,683.82	.00	159.58	4,840.42	3.19
516	SOFTWARE MATERIALS	.00	.00	.00	928.95	-928.95	.00
521	NEW TEXTBOOKS	.00	.00	.00	450.18	-450.18	.00
542	PERIODICALS	.00	.00	.00	296.67	-296.67	.00
	TOTAL SUPPLIES AND MATERIALS	5,000.00	135,683.82	.00	1,835.38	3,164.62	36.71
	TOTAL IDEA B FY21	1,324,424.51	221,058.55	3,000.00	221,058.55	1,100,365.96	16.92
FUND/SCC-5519051 TITLE III LEP FY20							
1ST SUBTOTAL-100 PERSONAL SERVICES							
111	REGULAR	2,283.08	.00	.00	3,272.01	-988.93	143.32
121	SICK LEAVE	139.76	.00	.00	.00	139.76	.00
122	PERSONAL LEAVE	209.64	.00	.00	.00	209.64	.00
	TOTAL PERSONAL SERVICES	2,632.48	.00	.00	3,272.01	-639.53	124.29

SELECTION CRITERIA: ALL
ACCOUNTING PERIOD: 5/21

SORTED BY: FUND/SCC,1ST SUBTOTAL,ACCOUNT
TOTALED ON: FUND/SCC,1ST SUBTOTAL
PAGE BREAKS ON:

FUND/SCC-5519051 TITLE III LEP FY20
1ST SUBTOTAL-100 PERSONAL SERVICES

ACCOUNT	- - - - - TITLE - - - - -	BUDGET	PERIOD EXPENDITURES	ENCUMBRANCES OUTSTANDING	YEAR TO DATE EXP	AVAILABLE BALANCE	YTD/ BUD
1ST SUBTOTAL-200 EMPLOYEE RETIREMNT & INS.							
211	STRS-EMPLOYER'S SHA	372.01	.00	.00	-154.77	526.78	-41.60
213	SOCIAL SECURITY	37.39	.00	.00	.00	37.39	.00
241	MEDICAL/HOSPITALIZA	274.20	.00	.00	.00	274.20	.00
242	LIFE INSURANCE	2.68	.00	.00	.00	2.68	.00
243	DENTAL INSURANCE	23.15	.00	.00	.00	23.15	.00
249	CERTIFIED OTHER INS	68.08	.00	.00	.00	68.08	.00
261	WORKERS COMP-CERTIF	7.25	.00	.00	.00	7.25	.00
	TOTAL EMPLOYEE RETIREMNT & IN	784.76	.00	.00	-154.77	939.53	-19.72
	TOTAL TITLE III LEP FY20	3,417.24	.00	.00	3,117.24	300.00	91.22
FUND/SCC-5519151 TITLE III LEP FY21							
1ST SUBTOTAL-100 PERSONAL SERVICES							
111	REGULAR	8,729.60	913.38	.00	2,283.45	6,446.15	26.16
121	SICK LEAVE	534.38	.00	.00	.00	534.38	.00
122	PERSONAL LEAVE	801.56	.00	.00	.00	801.56	.00
	TOTAL PERSONAL SERVICES	10,065.54	913.38	.00	2,283.45	7,782.09	22.69
1ST SUBTOTAL-200 EMPLOYEE RETIREMNT & INS.							
211	STRS-EMPLOYER'S SHA	1,422.39	127.88	.00	331.04	1,091.35	23.27
213	SOCIAL SECURITY	142.95	12.80	.00	32.03	110.92	22.41
241	MEDICAL/HOSPITALIZA	1,048.42	154.76	.00	386.90	661.52	36.90
242	LIFE INSURANCE	10.23	.88	.00	2.20	8.03	21.51
243	DENTAL INSURANCE	88.51	13.06	.00	32.65	55.86	36.89
249	CERTIFIED OTHER INS	260.31	38.42	.00	96.05	164.26	36.90
261	WORKERS COMP-CERTIF	27.73	2.28	.00	5.70	22.03	20.56
	TOTAL EMPLOYEE RETIREMNT & IN	3,000.54	350.08	.00	886.57	2,113.97	29.55
1ST SUBTOTAL-500 SUPPLIES AND MATERIALS							
511	CLASSROOM SUPPLIES	.00	1,906.56	.00	.00	.00	.00
	TOTAL SUPPLIES AND MATERIALS	.00	1,906.56	.00	.00	.00	.00
	TOTAL TITLE III LEP FY21	13,066.08	3,170.02	.00	3,170.02	9,896.06	24.26
FUND/SCC-5729072 TITLE I FY20							
1ST SUBTOTAL-100 PERSONAL SERVICES							
111	REGULAR	134,166.88	.00	.00	72,950.56	61,216.32	54.37
121	SICK LEAVE	7,753.05	.00	.00	.00	7,753.05	.00
122	PERSONAL LEAVE	877.34	.00	.00	.00	877.34	.00
125	PROFESSIONAL LEAVE	2,021.72	.00	.00	.00	2,021.72	.00
141	REGULAR	45,467.37	.00	.00	23,658.75	21,808.62	52.03
151	SICK LEAVE	1,482.87	.00	.00	.00	1,482.87	.00
152	PERSONAL LEAVE	497.49	.00	.00	.00	497.49	.00
155	PROFESSIONAL LEAVE	49.75	.00	.00	.00	49.75	.00

SELECTION CRITERIA: ALL
ACCOUNTING PERIOD: 5/21

SORTED BY: FUND/SCC,1ST SUBTOTAL,ACCOUNT
TOTALED ON: FUND/SCC,1ST SUBTOTAL
PAGE BREAKS ON:

FUND/SCC-5729072 TITLE I FY20
1ST SUBTOTAL-100 PERSONAL SERVICES

ACCOUNT	- - - - - TITLE - - - - -	BUDGET	PERIOD EXPENDITURES	ENCUMBRANCES OUTSTANDING	YEAR TO DATE EXP	AVAILABLE BALANCE	YTD/ BUD
	TOTAL PERSONAL SERVICES	192,316.47	.00	.00	96,609.31	95,707.16	50.23
1ST SUBTOTAL-200 EMPLOYEE RETIREMNT & INS.							
211	STRS-EMPLOYER'S SHA	22,181.34	.00	.00	8,526.59	13,654.75	38.44
213	SOCIAL SECURITY	2,005.42	.00	.00	743.20	1,262.22	37.06
221	SERS-EMPLOYER'S SHA	7,771.42	.00	.00	3,253.15	4,518.27	41.86
223	SOCIAL SECURITY	644.46	.00	.00	332.17	312.29	51.54
241	MEDICAL/HOSPITALIZA	24,707.98	.00	.00	10,914.64	13,793.34	44.17
242	LIFE INSURANCE	219.46	.00	.00	91.00	128.46	41.47
243	DENTAL INSURANCE	2,168.35	.00	.00	909.12	1,259.23	41.93
249	CERTIFIED OTHER INS	6,466.58	.00	.00	2,705.60	3,760.98	41.84
251	MEDICAL/HOSPITALIZA	7,913.04	.00	.00	3,173.64	4,739.40	40.11
252	LIFE INSURANCE	96.04	.00	.00	39.00	57.04	40.61
253	DENTAL INSURANCE	653.12	.00	.00	261.74	391.38	40.08
259	NONCERTIFIED INS BE	1,959.47	.00	.00	785.85	1,173.62	40.11
261	WORKERS COMP-CERTIF	378.52	.00	.00	145.88	232.64	38.54
262	WORKERS COMP NON-CE	129.65	.00	.00	47.28	82.37	36.47
	TOTAL EMPLOYEE RETIREMNT & IN	77,294.85	.00	.00	31,928.86	45,365.99	41.31
1ST SUBTOTAL-400 PURCHASED SERVICES							
419	OTHER PROF. & TECH.	837.68	.00	.00	.00	837.68	.00
	TOTAL PURCHASED SERVICES	837.68	.00	.00	.00	837.68	.00
1ST SUBTOTAL-500 SUPPLIES AND MATERIALS							
511	CLASSROOM SUPPLIES	16,594.46	.00	.00	.00	16,594.46	.00
516	SOFTWARE MATERIALS	10,579.41	.00	.00	.00	10,579.41	.00
	TOTAL SUPPLIES AND MATERIALS	27,173.87	.00	.00	.00	27,173.87	.00
	TOTAL TITLE I FY20	297,622.87	.00	.00	128,538.17	169,084.70	43.19
FUND/SCC-5729172 TITLE I FY21							
1ST SUBTOTAL-100 PERSONAL SERVICES							
111	REGULAR	374,180.49	20,877.43	.00	53,557.72	320,622.77	14.31
121	SICK LEAVE	21,622.65	1,100.87	.00	1,959.71	19,662.94	9.06
122	PERSONAL LEAVE	2,446.83	381.12	.00	381.12	2,065.71	15.58
125	PROFESSIONAL LEAVE	5,638.44	.00	.00	.00	5,638.44	.00
141	REGULAR	126,804.80	9,453.88	.00	24,222.52	102,582.28	19.10
151	SICK LEAVE	4,135.63	195.94	.00	195.94	3,939.69	4.74
152	PERSONAL LEAVE	1,387.46	195.94	.00	195.94	1,191.52	14.12
155	PROFESSIONAL LEAVE	138.74	.00	.00	.00	138.74	.00
	TOTAL PERSONAL SERVICES	536,355.04	32,205.18	.00	80,512.95	455,842.09	15.01
1ST SUBTOTAL-200 EMPLOYEE RETIREMNT & INS.							
211	STRS-EMPLOYER'S SHA	61,861.97	3,130.32	.00	7,839.80	54,022.17	12.67
213	SOCIAL SECURITY	5,592.99	309.99	.00	774.99	4,818.00	13.86
221	SERS-EMPLOYER'S SHA	21,673.86	1,545.78	.00	3,864.45	17,809.41	17.83

SELECTION CRITERIA: ALL
ACCOUNTING PERIOD: 5/21

SORTED BY: FUND/SCC,1ST SUBTOTAL,ACCOUNT
TOTALED ON: FUND/SCC,1ST SUBTOTAL
PAGE BREAKS ON:

FUND/SCC-5729172 TITLE I FY21
1ST SUBTOTAL-200 EMPLOYEE RETIREMNT & INS.

ACCOUNT	- - - - - TITLE - - - - -	BUDGET	PERIOD EXPENDITURES	ENCUMBRANCES OUTSTANDING	YEAR TO DATE EXP	AVAILABLE BALANCE	YTD/ BUD
223	SOCIAL SECURITY	1,797.35	138.20	.00	345.50	1,451.85	19.22
241	MEDICAL/HOSPITALIZA	68,908.55	3,875.04	.00	9,687.60	59,220.95	14.06
242	LIFE INSURANCE	612.03	26.00	.00	65.00	547.03	10.62
243	DENTAL INSURANCE	6,047.34	324.06	.00	810.15	5,237.19	13.40
249	CERTIFIED OTHER INS	18,034.74	961.00	.00	2,402.50	15,632.24	13.32
251	MEDICAL/HOSPITALIZA	22,068.83	2,741.82	.00	6,854.55	15,214.28	31.06
252	LIFE INSURANCE	267.83	26.00	.00	65.00	202.83	24.27
253	DENTAL INSURANCE	1,821.50	228.38	.00	570.95	1,250.55	31.35
259	NONCERTIFIED INS BE	5,464.81	679.68	.00	1,699.20	3,765.61	31.09
261	WORKERS COMP-CERTIF	1,055.65	55.90	.00	139.75	915.90	13.24
262	WORKERS COMP NON-CE	361.57	24.60	.00	61.50	300.07	17.01
	TOTAL EMPLOYEE RETIREMNT & IN	215,569.02	14,066.77	.00	35,180.94	180,388.08	16.32
1ST SUBTOTAL-400 PURCHASED SERVICES							
419	OTHER PROF. & TECH.	2,336.22	.00	.00	.00	2,336.22	.00
	TOTAL PURCHASED SERVICES	2,336.22	.00	.00	.00	2,336.22	.00
1ST SUBTOTAL-500 SUPPLIES AND MATERIALS							
511	CLASSROOM SUPPLIES	46,280.60	69,421.94	.00	.00	46,280.60	.00
516	SOFTWARE MATERIALS	29,505.11	.00	.00	.00	29,505.11	.00
	TOTAL SUPPLIES AND MATERIALS	75,785.71	69,421.94	.00	.00	75,785.71	.00
	TOTAL TITLE I FY21	830,045.99	115,693.89	.00	115,693.89	714,352.10	13.94
FUND/SCC-5879085 6B RESTORATION GRANT FY20							
1ST SUBTOTAL-500 SUPPLIES AND MATERIALS							
519	OTHER GENERAL SUPPL	5,336.90	.00	151.93	.00	5,184.97	2.85
	TOTAL SUPPLIES AND MATERIALS	5,336.90	.00	151.93	.00	5,184.97	2.85
	TOTAL 6B RESTORATION GRANT FY	5,336.90	.00	151.93	.00	5,184.97	2.85
FUND/SCC-5879087 PRE-K SPEC ED GRANT FY20							
1ST SUBTOTAL-100 PERSONAL SERVICES							
141	REGULAR	3,024.37	.00	.00	4,189.37	-1,165.00	138.52
151	SICK LEAVE	295.77	.00	.00	.00	295.77	.00
	TOTAL PERSONAL SERVICES	3,320.14	.00	.00	4,189.37	-869.23	126.18
1ST SUBTOTAL-200 EMPLOYEE RETIREMNT & INS.							
213	SOCIAL SECURITY	.00	.00	.00	-36.93	36.93	.00
221	SERS-EMPLOYER'S SHA	130.46	.00	.00	.00	130.46	.00
223	SOCIAL SECURITY	18.08	.00	.00	36.93	-18.85	204.26
251	MEDICAL/HOSPITALIZA	660.18	.00	.00	.00	660.18	.00
252	LIFE INSURANCE	4.78	.00	.00	1.72	3.06	35.98
253	DENTAL INSURANCE	56.00	.00	.00	.00	56.00	.00
262	WORKERS COMP NON-CE	3.08	.00	.00	1.63	1.45	52.92
	TOTAL EMPLOYEE RETIREMNT & IN	872.58	.00	.00	3.35	869.23	.38

SELECTION CRITERIA: ALL
ACCOUNTING PERIOD: 5/21

SORTED BY: FUND/SCC,1ST SUBTOTAL,ACCOUNT
TOTALED ON: FUND/SCC,1ST SUBTOTAL
PAGE BREAKS ON:

FUND/SCC-5879087 PRE-K SPEC ED GRANT FY20
1ST SUBTOTAL-200 EMPLOYEE RETIREMNT & INS.

ACCOUNT	- - - - - TITLE - - - - -	BUDGET	PERIOD EXPENDITURES	ENCUMBRANCES OUTSTANDING	YEAR TO DATE EXP	AVAILABLE BALANCE	YTD/ BUD
	TOTAL PRE-K SPEC ED GRANT FY2	4,192.72	.00	.00	4,192.72	.00	100.00
FUND/SCC-5879187 PRE-K SPEC ED GRANT FY21							
1ST SUBTOTAL-100 PERSONAL SERVICES							
141	REGULAR	13,698.35	976.10	.00	2,553.68	11,144.67	18.64
144	OVERTIME	.00	.00	.00	53.88	-53.88	.00
151	SICK LEAVE	1,335.60	75.62	.00	75.62	1,259.98	5.66
	TOTAL PERSONAL SERVICES	15,033.95	1,051.72	.00	2,683.18	12,350.77	17.85
1ST SUBTOTAL-200 EMPLOYEE RETIREMNT & INS.							
221	SERS-EMPLOYER'S SHA	589.11	172.52	.00	450.35	138.76	76.45
223	SOCIAL SECURITY	81.65	11.30	.00	28.98	52.67	35.49
251	MEDICAL/HOSPITALIZA	2,981.17	528.76	.00	1,321.90	1,659.27	44.34
252	LIFE INSURANCE	21.60	2.96	.00	7.40	14.20	34.26
253	DENTAL INSURANCE	252.90	44.64	.00	111.60	141.30	44.13
259	NONCERTIFIED INS BE	.00	131.28	.00	328.20	-328.20	.00
262	WORKERS COMP NON-CE	13.89	2.64	.00	6.69	7.20	48.16
	TOTAL EMPLOYEE RETIREMNT & IN	3,940.32	894.10	.00	2,255.12	1,685.20	57.23
1ST SUBTOTAL-500 SUPPLIES AND MATERIALS							
511	CLASSROOM SUPPLIES	.00	2,992.48	.00	.00	.00	.00
	TOTAL SUPPLIES AND MATERIALS	.00	2,992.48	.00	.00	.00	.00
	TOTAL PRE-K SPEC ED GRANT FY2	18,974.27	4,938.30	.00	4,938.30	14,035.97	26.03
FUND/SCC-5909090 TITLE IIA TEACH QUAL FY20							
1ST SUBTOTAL-400 PURCHASED SERVICES							
419	OTHER PROF. & TECH.	63,637.65	.00	.00	.00	63,637.65	.00
432	CERTIFIED MEETING E	36,517.96	.00	744.00	1,662.00	34,111.96	6.59
	TOTAL PURCHASED SERVICES	100,155.61	.00	744.00	1,662.00	97,749.61	2.40
	TOTAL TITLE IIA TEACH QUAL FY	100,155.61	.00	744.00	1,662.00	97,749.61	2.40
FUND/SCC-5909190 TITLE II FY21							
1ST SUBTOTAL-400 PURCHASED SERVICES							
419	OTHER PROF. & TECH.	.00	12,173.70	.00	12,173.70	-12,173.70	.00
432	CERTIFIED MEETING E	171,400.89	20,601.98	.00	20,601.98	150,798.91	12.02
	TOTAL PURCHASED SERVICES	171,400.89	32,775.68	.00	32,775.68	138,625.21	19.12
	TOTAL TITLE II FY21	171,400.89	32,775.68	.00	32,775.68	138,625.21	19.12
FUND/SCC-5999099 TITLE IV FY20							
1ST SUBTOTAL-400 PURCHASED SERVICES							
419	OTHER PROF. & TECH.	8,466.06	.00	.00	.00	8,466.06	.00
	TOTAL PURCHASED SERVICES	8,466.06	.00	.00	.00	8,466.06	.00

SELECTION CRITERIA: ALL
ACCOUNTING PERIOD: 5/21

SORTED BY: FUND/SCC,1ST SUBTOTAL,ACCOUNT
TOTALED ON: FUND/SCC,1ST SUBTOTAL
PAGE BREAKS ON:

FUND/SCC-5999099 TITLE IV FY20
1ST SUBTOTAL-400 PURCHASED SERVICES

ACCOUNT	- - - - - TITLE - - - - -	BUDGET	PERIOD EXPENDITURES	ENCUMBRANCES OUTSTANDING	YEAR TO DATE EXP	AVAILABLE BALANCE	YTD/ BUD
1ST SUBTOTAL-500 SUPPLIES AND MATERIALS							
516	SOFTWARE MATERIALS	8,470.01	.00	.00	.00	8,470.01	.00
519	OTHER GENERAL SUPPL	27,025.79	.00	.00	.00	27,025.79	.00
	TOTAL SUPPLIES AND MATERIALS	35,495.80	.00	.00	.00	35,495.80	.00
	TOTAL TITLE IV FY20	43,961.86	.00	.00	.00	43,961.86	.00
FUND/SCC-5999199 TITLE IV FY21							
1ST SUBTOTAL-400 PURCHASED SERVICES							
419	OTHER PROF. & TECH.	12,432.90	.00	.00	.00	12,432.90	.00
	TOTAL PURCHASED SERVICES	12,432.90	.00	.00	.00	12,432.90	.00
1ST SUBTOTAL-500 SUPPLIES AND MATERIALS							
516	SOFTWARE MATERIALS	10,877.48	14,090.00	.00	14,090.00	-3,212.52	129.53
519	OTHER GENERAL SUPPL	33,147.00	.00	.00	.00	33,147.00	.00
	TOTAL SUPPLIES AND MATERIALS	44,024.48	14,090.00	.00	14,090.00	29,934.48	32.00
	TOTAL TITLE IV FY21	56,457.38	14,090.00	.00	14,090.00	42,367.38	24.96
TOTAL REPORT		147,526,448.29	10,375,955.16	16,332,973.95	54,048,231.54	77,145,242.80	47.71

9. SUMMARY CHECK REGISTER – ALL CHECKS

SHAKER HEIGHTS CITY SCHOOLS
CHECK REGISTER INCLUDING SYSTEM VOIDS

SELECTION CRITERIA: chkstat.rundate between '20201101 00:00:00.000' and '20201130 00:00:00.000'

DISTRIBUTION FUND: 0010000

	CHECK NUMBER	ISSUE DATE	VENDOR	STATUS	TOTAL	DESCRIPTION
	159690	11/01/2020	AFSCME PEOPLE	R	31.68	ACCOUNTS PAYABLE CHECK
	159691	11/01/2020	AIG RETIREMENT	R	1300.00	ACCOUNTS PAYABLE CHECK
	159692	11/01/2020	AMERICAN FAMILY LIFE INS, ASSN CO.	R	883.40	ACCOUNTS PAYABLE CHECK
	159693	11/01/2020	ASPIRE FINANCIAL SERVICES	R	4220.15	ACCOUNTS PAYABLE CHECK
	159694	11/01/2020	AXA EQUITABLE	R	6965.00	ACCOUNTS PAYABLE CHECK
	159695	11/01/2020	AXA EQUITABLE	R	6019.50	ACCOUNTS PAYABLE CHECK
	159696	11/01/2020	BEDFORD MUNICIPAL COURT	R	936.51	ACCOUNTS PAYABLE CHECK
	159697	11/01/2020	BEREA MUNICIPAL COURT	R	116.63	ACCOUNTS PAYABLE CHECK
	159698	11/01/2020	CUYAHOGA CNTY COMMON PLEAS	R	217.68	ACCOUNTS PAYABLE CHECK
	159699	11/01/2020	PENSERV PLAN SERVICES INC	R	287.50	ACCOUNTS PAYABLE CHECK
	159700	11/01/2020	GALIC DISBURSING CO.	R	2261.07	ACCOUNTS PAYABLE CHECK
	159701	11/01/2020	METLIFE GROUP	R	3534.88	ACCOUNTS PAYABLE CHECK
	159702	11/01/2020	MIDWEST ANNUITY	R	1272.00	ACCOUNTS PAYABLE CHECK
	159703	11/01/2020	NATIONAL LIFE GROUP	R	1131.61	ACCOUNTS PAYABLE CHECK
	159704	11/01/2020	O.A.P.S.E. LOCAL 149	R	1041.60	ACCOUNTS PAYABLE CHECK
	159705	11/01/2020	O.A.P.S.E. LOCAL 152	R	315.75	ACCOUNTS PAYABLE CHECK
	159706	11/01/2020	O.A.P.S.E. LOCAL 153	R	1768.20	ACCOUNTS PAYABLE CHECK
	159707	11/01/2020	OHIO CHILD SUPPORT CENTRAL	R	2275.84	ACCOUNTS PAYABLE CHECK
	159708	11/01/2020	PACIFIC LIFE	R	1675.00	ACCOUNTS PAYABLE CHECK
	159709	11/01/2020	RF DISBURSEMENTS	R	767.50	ACCOUNTS PAYABLE CHECK
	159710	11/01/2020	SHAKER HTS MUNICIPAL COURT	R	724.67	ACCOUNTS PAYABLE CHECK
	159711	11/01/2020	SHAKER SCHOOLS FOUNDATION	R	50.00	ACCOUNTS PAYABLE CHECK
	159712	11/01/2020	STANDING CHAPTER 13 TRUSTEE	R	1236.37	ACCOUNTS PAYABLE CHECK
	159713	11/01/2020	SECURITY BENEFITS	R	675.00	ACCOUNTS PAYABLE CHECK
	159714	11/02/2020	AMERICAN FAMILY LIFE INS, ASSN CO.	R	33.04	ACCOUNTS PAYABLE CHECK
	159715	11/16/2020	AFSCME PEOPLE	R	31.68	ACCOUNTS PAYABLE CHECK
	159716	11/16/2020	AIG RETIREMENT	R	1300.00	ACCOUNTS PAYABLE CHECK
	159717	11/16/2020	AMERICAN FAMILY LIFE INS, ASSN CO.	R	916.44	ACCOUNTS PAYABLE CHECK
	159718	11/16/2020	ASPIRE FINANCIAL SERVICES	R	4220.15	ACCOUNTS PAYABLE CHECK
	159719	11/16/2020	BEDFORD MUNICIPAL COURT	R	498.29	ACCOUNTS PAYABLE CHECK
	159720	11/16/2020	CLEVELAND MUNICIPAL COURT	R	230.85	ACCOUNTS PAYABLE CHECK
	159721	11/16/2020	CUYAHOGA CNTY COMMON PLEAS	R	26.92	ACCOUNTS PAYABLE CHECK
	159722	11/16/2020	EQUITABLE FINANCIAL	R	6815.00	ACCOUNTS PAYABLE CHECK
	159723	11/16/2020	EQUITABLE FINANCIAL	R	6019.50	ACCOUNTS PAYABLE CHECK
	159724	11/16/2020	PENSERV PLAN SERVICES INC	R	287.50	ACCOUNTS PAYABLE CHECK
	159725	11/16/2020	GALIC DISBURSING CO.	R	2261.07	ACCOUNTS PAYABLE CHECK
	159726	11/16/2020	METLIFE GROUP	R	3534.88	ACCOUNTS PAYABLE CHECK
	159727	11/16/2020	MIDWEST ANNUITY	R	1272.00	ACCOUNTS PAYABLE CHECK
	159728	11/16/2020	NATIONAL LIFE GROUP	R	1131.61	ACCOUNTS PAYABLE CHECK
	159729	11/16/2020	O.A.P.S.E. LOCAL 149	R	1041.60	ACCOUNTS PAYABLE CHECK
	159730	11/16/2020	O.A.P.S.E. LOCAL 152	R	315.75	ACCOUNTS PAYABLE CHECK
	159731	11/16/2020	O.A.P.S.E. LOCAL 153	R	1810.30	ACCOUNTS PAYABLE CHECK
	159732	11/16/2020	OHIO CHILD SUPPORT CENTRAL	R	477.75	ACCOUNTS PAYABLE CHECK
	159733	11/16/2020	PACIFIC LIFE	R	1675.00	ACCOUNTS PAYABLE CHECK
	159734	11/16/2020	RF DISBURSEMENTS	R	767.50	ACCOUNTS PAYABLE CHECK
	159735	11/16/2020	SHAKER HTS MUNICIPAL COURT	R	724.67	ACCOUNTS PAYABLE CHECK
	159736	11/16/2020	SHAKER SCHOOLS FOUNDATION	R	50.00	ACCOUNTS PAYABLE CHECK
	159737	11/16/2020	STANDING CHAPTER 13 TRUSTEE	R	1236.37	ACCOUNTS PAYABLE CHECK
	159738	11/16/2020	SECURITY BENEFITS	R	675.00	ACCOUNTS PAYABLE CHECK
	159739	11/16/2020	OHIO CHILD SUPPORT CENTRAL	R	1492.09	ACCOUNTS PAYABLE CHECK
	159740	11/16/2020	OHIO CHILD SUPPORT CENTRAL	R	367.20	ACCOUNTS PAYABLE CHECK
*	161196	11/10/2020	CHRISTINA WATERFORD-ANDRES	V	-3.00	VOID MANUAL CHECK
*	161393	11/05/2020		V	0.00	VOID: LINE UP/DAMAGED CHK

SELECTION CRITERIA: chkstat.rundate between '20201101 00:00:00.000' and '20201130 00:00:00.000'

	161394	11/05/2020		V	0.00	VOID: LINE UP/DAMAGED CHK
*	161445	11/16/2020	DAZIANNA COLEMAN	R	484.88	ACCOUNTS PAYABLE CHECK
	161446	11/16/2020	ILLUMINATING CO.	R	58176.42	ACCOUNTS PAYABLE CHECK
	161447	11/16/2020	ACADEMY MUSIC	R	500.00	ACCOUNTS PAYABLE CHECK
	161448	11/16/2020	ALCO-CHEM INC	R	632.00	ACCOUNTS PAYABLE CHECK
	161449	11/16/2020	ALINI MAGAZINE SERVICE LLC	R	1805.45	ACCOUNTS PAYABLE CHECK
	161450	11/16/2020	******	R	25000.00	ACCOUNTS PAYABLE CHECK
	161451	11/16/2020	BSN SPORTS-CORPORATE OFFICE	R	1728.85	ACCOUNTS PAYABLE CHECK
	161452	11/16/2020	BUCKEYE POWER SALES CO INC	R	382.98	ACCOUNTS PAYABLE CHECK
	161453	11/16/2020	CARDINAL BUS SALES & SERVICE INC	R	108.93	ACCOUNTS PAYABLE CHECK
	161454	11/16/2020	CDW	R	49969.06	ACCOUNTS PAYABLE CHECK
	161455	11/16/2020	CERNI MOTORS	R	695.19	ACCOUNTS PAYABLE CHECK
	161456	11/16/2020	CINTAS	R	161.32	ACCOUNTS PAYABLE CHECK
	161457	11/16/2020	CLEVELAND METROPARKS FINANCE DEPT	R	327.26	ACCOUNTS PAYABLE CHECK
	161458	11/16/2020	CYBER ACOUSTICS	R	192.00	ACCOUNTS PAYABLE CHECK
	161459	11/16/2020	D & J STRUCTURAL CONTRACTING	R	25385.00	ACCOUNTS PAYABLE CHECK
	161460	11/16/2020	DAVON BRANTLEY	R	50.00	ACCOUNTS PAYABLE CHECK
	161461	11/16/2020	NICHOLS PAPER & SUPPLY CO.	R	520.00	ACCOUNTS PAYABLE CHECK
	161462	11/16/2020	EASY GRAPHICS CORP.	R	1260.44	ACCOUNTS PAYABLE CHECK
	161463	11/16/2020	EDUCATIONAL SVC CTR PROF DEV CTR	R	2933.89	ACCOUNTS PAYABLE CHECK
	161464	11/16/2020	FEDERAL EXPRESS CORP	R	18.86	ACCOUNTS PAYABLE CHECK
	161465	11/16/2020	FIELD HOUSE	R	630.40	ACCOUNTS PAYABLE CHECK
	161466	11/16/2020	FORCE INDOOR SPORTS	R	250.00	ACCOUNTS PAYABLE CHECK
	161467	11/16/2020	SHARON GALIN	R	1603.29	ACCOUNTS PAYABLE CHECK
	161468	11/16/2020	GARDINER SERVICE COMPANY	R	7208.00	ACCOUNTS PAYABLE CHECK
	161469	11/16/2020	HANS FREIGHTLINER	R	216.92	ACCOUNTS PAYABLE CHECK
	161470	11/16/2020	HOME DEPOT PRO INSTITUTIONAL	R	740.39	ACCOUNTS PAYABLE CHECK
	161471	11/16/2020	INDEPENDENCE BUSINESS SUPPLY	R	2479.98	ACCOUNTS PAYABLE CHECK
	161472	11/16/2020	INTEGRATED PREC SYS ENTERPRISE INC	R	7486.76	ACCOUNTS PAYABLE CHECK
	161473	11/16/2020	J.W. PEPPER & SON INC.	R	419.83	ACCOUNTS PAYABLE CHECK
	161474	11/16/2020	JAMES G. ZUPKA CPA INC.	R	7616.00	ACCOUNTS PAYABLE CHECK
	161475	11/16/2020	JC EHRLICH	R	1218.00	ACCOUNTS PAYABLE CHECK
	161476	11/16/2020	ASG EDUCATION SERVICES INC	R	6210.00	ACCOUNTS PAYABLE CHECK
	161477	11/16/2020	MARS ELECTRIC	R	39.93	ACCOUNTS PAYABLE CHECK
	161478	11/16/2020	MARSHALL EQUIPMENT COMANY INC.	R	979.08	ACCOUNTS PAYABLE CHECK
	161479	11/16/2020	MEDGROUP	R	225.00	ACCOUNTS PAYABLE CHECK
	161480	11/16/2020	N2Y INC.	R	3307.23	ACCOUNTS PAYABLE CHECK
	161481	11/16/2020	NASCO	R	887.24	ACCOUNTS PAYABLE CHECK
	161482	11/16/2020	NORTH COAST EDUCATIONAL MEDIA CTR	R	7148.44	ACCOUNTS PAYABLE CHECK
	161483	11/16/2020	ORKIN COMMERCIAL SERVICES	R	100.00	ACCOUNTS PAYABLE CHECK
	161484	11/16/2020	REA & ASSOCIATES INC	R	4200.00	ACCOUNTS PAYABLE CHECK
	161485	11/16/2020	RETTIG MUSIC	R	797.07	ACCOUNTS PAYABLE CHECK
	161486	11/16/2020	ROCHESTER 100 INC	R	500.50	ACCOUNTS PAYABLE CHECK
	161487	11/16/2020	RUBE ADLER SPORTS	R	1474.00	ACCOUNTS PAYABLE CHECK
	161488	11/16/2020	SECOND STORY PRODUCTIONS	R	1380.00	ACCOUNTS PAYABLE CHECK
	161489	11/16/2020	SHIFFLER EQUIPMENT SALES	R	1980.50	ACCOUNTS PAYABLE CHECK
	161490	11/16/2020	SMITHY	R	37305.00	ACCOUNTS PAYABLE CHECK
	161491	11/16/2020	TEXTBOOK WAREHOUSE LLC	R	3658.80	ACCOUNTS PAYABLE CHECK
	161492	11/16/2020	TRANSPORTATION ACCESSORIES	R	259.71	ACCOUNTS PAYABLE CHECK
	161493	11/16/2020	TURFSCAPE INC	R	6800.00	ACCOUNTS PAYABLE CHECK
	161494	11/16/2020	UNITED RENTALS INC. NORTH AMERICA	R	3358.00	ACCOUNTS PAYABLE CHECK
	161495	11/16/2020	UNITY SCHOOL BUS PARTS	R	216.80	ACCOUNTS PAYABLE CHECK
	161496	11/16/2020	ANN A MALONE	R	95.00	ACCOUNTS PAYABLE CHECK
	161497	11/16/2020	BARBARA NOLAN	R	35.00	ACCOUNTS PAYABLE CHECK
	161498	11/16/2020	CRISTIAN BAEZA	R	95.00	ACCOUNTS PAYABLE CHECK
	161499	11/16/2020	DANIEL & DEBORAH MOSKOWITZ	R	190.00	ACCOUNTS PAYABLE CHECK
	161500	11/16/2020	GENEVIEVE SAUVE	R	58.00	ACCOUNTS PAYABLE CHECK

SELECTION CRITERIA: chkstat.rundate between '20201101 00:00:00.000' and '20201130 00:00:00.000'

161501	11/16/2020	JOHN & SUSAN BUDDENBAUM	R	95.00	ACCOUNTS PAYABLE CHECK
161502	11/16/2020	HO-FAN LEE	R	110.00	ACCOUNTS PAYABLE CHECK
161503	11/16/2020	AMITY FOWLER	R	30.00	ACCOUNTS PAYABLE CHECK
161504	11/16/2020	A+ SOLUTIONS	R	562.50	ACCOUNTS PAYABLE CHECK
161505	11/16/2020	SCHOLASTIC CLASSROOM MAGAZINES	R	587.00	ACCOUNTS PAYABLE CHECK
161506	11/16/2020	SHARON J. ABRAMS	R	349.86	ACCOUNTS PAYABLE CHECK
161507	11/19/2020	HOUGHTON MIFFLIN HARCOURT	R	55.30	ACCOUNTS PAYABLE CHECK
161508	11/19/2020	ILLUMINATING CO.	R	3228.30	ACCOUNTS PAYABLE CHECK
161509	11/19/2020	MCKEON EDUCATION GROUP	R	4075.00	ACCOUNTS PAYABLE CHECK
161510	11/19/2020	SAMANTHA BASKIND	R	50.00	ACCOUNTS PAYABLE CHECK
161511	11/20/2020	ANTHEM LIFE INSURANCE COMPANY	R	5333.90	ACCOUNTS PAYABLE CHECK
161512	11/20/2020	ANTHEM OPTIONAL LIFE INSURANCE	R	3664.06	ACCOUNTS PAYABLE CHECK
161513	11/20/2020	LEGAL SHIELD	R	1064.45	ACCOUNTS PAYABLE CHECK
161514	11/20/2020	STERLING PROFESSIONAL GROUP	R	84501.00	ACCOUNTS PAYABLE CHECK
161515	11/20/2020	1ST CHOICE PAINTING & REPAIRS INC	R	2140.00	ACCOUNTS PAYABLE CHECK
161516	11/20/2020	RENTS AABLE	R	11716.00	ACCOUNTS PAYABLE CHECK
161517	11/20/2020	ABC-CLIO LLC	R	89.00	ACCOUNTS PAYABLE CHECK
161518	11/20/2020	ACCO BRANDS USA LLC	R	486.19	ACCOUNTS PAYABLE CHECK
161519	11/20/2020	AMAZON.COM	R	27698.40	ACCOUNTS PAYABLE CHECK
161520	11/20/2020	APPLIED MAINT SUPPLIES SOLUTIONS	R	227.98	ACCOUNTS PAYABLE CHECK
161521	11/20/2020	AVI FOODSYSTEMS INC	R	49198.19	ACCOUNTS PAYABLE CHECK
161522	11/20/2020	BAILEY COMMUNICATIONS INC	R	37594.25	ACCOUNTS PAYABLE CHECK
161523	11/20/2020	BEST TRUCK EQUIPMENT INC	R	2891.09	ACCOUNTS PAYABLE CHECK
161524	11/20/2020	BRINDZA MCINTYRE & SEED LLP	R	1627.40	ACCOUNTS PAYABLE CHECK
161525	11/20/2020	CABLE COMMUNICATIONS INC	R	1721.37	ACCOUNTS PAYABLE CHECK
161526	11/20/2020	CARDINAL BUS SALES & SERVICE INC	R	373.36	ACCOUNTS PAYABLE CHECK
161527	11/20/2020	CDI	R	18960.00	ACCOUNTS PAYABLE CHECK
161528	11/20/2020	CERNI MOTORS	R	1812.96	ACCOUNTS PAYABLE CHECK
161529	11/20/2020	CINTAS	R	656.55	ACCOUNTS PAYABLE CHECK
161530	11/20/2020	CLEVELAND HEARING AND SPEECH CENTER	R	148.50	ACCOUNTS PAYABLE CHECK
161531	11/20/2020	CLEVELAND MENU PRINTING	R	9893.00	ACCOUNTS PAYABLE CHECK
161532	11/20/2020	CLEVELAND TIME CLOCK AND SVC CO	R	135.00	ACCOUNTS PAYABLE CHECK
161533	11/20/2020	CONNECT	R	1325.00	ACCOUNTS PAYABLE CHECK
161534	11/20/2020	CUSTOM BUS AND TRUCK PANELS	R	1091.00	ACCOUNTS PAYABLE CHECK
161535	11/20/2020	NICHOLS PAPER & SUPPLY CO.	V	0.00	VOID: MULTI STUB CHECK
161536	11/20/2020	NICHOLS PAPER & SUPPLY CO.	R	21628.50	ACCOUNTS PAYABLE CHECK
161537	11/20/2020	KANNENBERG BROS. CO. INC.	R	65.50	ACCOUNTS PAYABLE CHECK
161538	11/20/2020	KK ALLIANCE CORPORATION	R	3070.00	ACCOUNTS PAYABLE CHECK
161539	11/20/2020	WILLIAMS FLOORING SALES INC	R	1475.00	ACCOUNTS PAYABLE CHECK
161540	11/20/2020	DCT TELECOM GROUP LLC	R	1188.77	ACCOUNTS PAYABLE CHECK
161541	11/20/2020	DEMCO INC.	R	1211.80	ACCOUNTS PAYABLE CHECK
161542	11/20/2020	EDUCATIONAL SERVICE CENTER OF NE OH	R	14330.68	ACCOUNTS PAYABLE CHECK
161543	11/20/2020	FASTENAL	R	121.29	ACCOUNTS PAYABLE CHECK
161544	11/20/2020	FASTSIGNS LYNDHURST	R	587.17	ACCOUNTS PAYABLE CHECK
161545	11/20/2020	FOLLETT LIBRARY RESOURCES	R	6319.41	ACCOUNTS PAYABLE CHECK
161546	11/20/2020	HANS FREIGHTLINER	R	231.00	ACCOUNTS PAYABLE CHECK
161547	11/20/2020	H-I TRANSLATING & INTERPRETING	R	1172.50	ACCOUNTS PAYABLE CHECK
161548	11/20/2020	HOGAN TRANSPORTATION	R	16135.00	ACCOUNTS PAYABLE CHECK
161549	11/20/2020	INDEPENDENCE BUSINESS SUPPLY	R	8115.96	ACCOUNTS PAYABLE CHECK
161550	11/20/2020	INTEGRATED PREC SYS ENTERPRISE INC	R	15448.53	ACCOUNTS PAYABLE CHECK
161551	11/20/2020	JUNIOR LIBRARY GUILD	R	348.50	ACCOUNTS PAYABLE CHECK
161552	11/20/2020	K12 SCHOOL CONSULTANTS LLC	R	96.00	ACCOUNTS PAYABLE CHECK
161553	11/20/2020	KEELER & ASSOCIATES	R	862.00	ACCOUNTS PAYABLE CHECK
161554	11/20/2020	KIDSLINK SCHOOL LLC	R	6941.67	ACCOUNTS PAYABLE CHECK
161555	11/20/2020	KKSG & ASSOCIATES INC	R	3800.00	ACCOUNTS PAYABLE CHECK
161556	11/20/2020	LLA THERAPY	R	146.45	ACCOUNTS PAYABLE CHECK
161557	11/20/2020	MAKE MUSIC	R	7780.00	ACCOUNTS PAYABLE CHECK

SELECTION CRITERIA: chkstat.rundate between '20201101 00:00:00.000' and '20201130 00:00:00.000'

161558	11/20/2020	MARS ELECTRIC	R	224.39	ACCOUNTS PAYABLE CHECK
161559	11/20/2020	MEDINA COUNTY SCHOOLS' ESC	R	290.00	ACCOUNTS PAYABLE CHECK
161560	11/20/2020	O'REILLY AUTO ENTERPRISES LLC	R	145.83	ACCOUNTS PAYABLE CHECK
161561	11/20/2020	OVERDRIVE	R	5000.00	ACCOUNTS PAYABLE CHECK
161562	11/20/2020	PRECISION COMPACTION SERVICES LLC	R	322.15	ACCOUNTS PAYABLE CHECK
161563	11/20/2020	PRECISION ENVIRONMENTAL CO.	R	11482.00	ACCOUNTS PAYABLE CHECK
161564	11/20/2020	RACHEL WIXEY & ASSOCIATES	R	4147.97	ACCOUNTS PAYABLE CHECK
161565	11/20/2020	RETTIG MUSIC	R	7478.75	ACCOUNTS PAYABLE CHECK
161566	11/20/2020	ROCHELLE PLATT WINDOW	R	1376.00	ACCOUNTS PAYABLE CHECK
161567	11/20/2020	RUSH TRUCK CENTER OF OHIO INC	R	264.16	ACCOUNTS PAYABLE CHECK
161568	11/20/2020	SAND RUN PHARMACY	R	4920.00	ACCOUNTS PAYABLE CHECK
161569	11/20/2020	SCHOLASTIC CLASSROOM MAGAZINES	R	3449.27	ACCOUNTS PAYABLE CHECK
161570	11/20/2020	SCOREVISION LLC	R	28236.00	ACCOUNTS PAYABLE CHECK
161571	11/20/2020	SENDERO THERAPIES INC.	R	4351.20	ACCOUNTS PAYABLE CHECK
161572	11/20/2020	SOS SPEEDY OFFICE SUPPLY	R	463.25	ACCOUNTS PAYABLE CHECK
161573	11/20/2020	SOVEREIGN INDUSTRIESINC	R	5812.00	ACCOUNTS PAYABLE CHECK
161574	11/20/2020	TAVENS CONTAINER INC.	R	3380.83	ACCOUNTS PAYABLE CHECK
161575	11/20/2020	THE SEAT SACK COMPANY	R	2461.25	ACCOUNTS PAYABLE CHECK
161576	11/20/2020	TIERNEY BROTHERS INC	R	20718.00	ACCOUNTS PAYABLE CHECK
161577	11/20/2020	TIMBERSONG ACADEMY	R	10000.00	ACCOUNTS PAYABLE CHECK
161578	11/20/2020	TRANSPORTATION ACCESSORIES	R	52.71	ACCOUNTS PAYABLE CHECK
161579	11/20/2020	TURFSCAPE INC	R	1748.29	ACCOUNTS PAYABLE CHECK
161580	11/20/2020	UNITY SCHOOL BUS PARTS	R	39.32	ACCOUNTS PAYABLE CHECK
161581	11/20/2020	USA TEST PREP	R	1050.00	ACCOUNTS PAYABLE CHECK
161582	11/20/2020	WALTER HAVERFIELD LLP	R	31666.90	ACCOUNTS PAYABLE CHECK
161583	11/20/2020	WILLO TRANSPORTATION	R	1241.00	ACCOUNTS PAYABLE CHECK
161584	11/25/2020	ACADEMY MUSIC	R	164.00	ACCOUNTS PAYABLE CHECK
161585	11/25/2020	AMERICAN SAFETY COUNCIL	R	1170.00	ACCOUNTS PAYABLE CHECK
161586	11/25/2020	ATHLETIC LAUNDRY CO.	R	390.57	ACCOUNTS PAYABLE CHECK
161587	11/25/2020	AVI FOODSYSTEMS INC	R	29428.70	ACCOUNTS PAYABLE CHECK
161588	11/25/2020	BARRIO BROS LLC	R	1598.00	ACCOUNTS PAYABLE CHECK
161589	11/25/2020	BLICK ART MATERIALS	R	95.01	ACCOUNTS PAYABLE CHECK
161590	11/25/2020	CERDANT INC.	R	13498.50	ACCOUNTS PAYABLE CHECK
161591	11/25/2020	D & J STRUCTURAL CONTRACTING	R	9013.80	ACCOUNTS PAYABLE CHECK
161592	11/25/2020	NICHOLS PAPER & SUPPLY CO.	R	8101.90	ACCOUNTS PAYABLE CHECK
161593	11/25/2020	DGI LOGISTICS	R	391.23	ACCOUNTS PAYABLE CHECK
161594	11/25/2020	EASE AT WORK	R	4270.00	ACCOUNTS PAYABLE CHECK
161595	11/25/2020	EDUCATIONAL SERVICE CENTER OF NE OH	R	12679.68	ACCOUNTS PAYABLE CHECK
161596	11/25/2020	ELECTRA TARP INC.	R	14000.00	ACCOUNTS PAYABLE CHECK
161597	11/25/2020	FASTENAL	R	197.97	ACCOUNTS PAYABLE CHECK
161598	11/25/2020	FOLLETT LIBRARY RESOURCES	R	1549.53	ACCOUNTS PAYABLE CHECK
161599	11/25/2020	FRONTLINE TECHNOLOGIES GROUP LLC	R	4692.43	ACCOUNTS PAYABLE CHECK
161600	11/25/2020	GARDINER SERVICE COMPANY	R	19381.74	ACCOUNTS PAYABLE CHECK
161601	11/25/2020	H.A.M. LANDSCAPING	R	3195.32	ACCOUNTS PAYABLE CHECK
161602	11/25/2020	HIDDEN VALLEY ELECTRIC INC	R	16950.00	ACCOUNTS PAYABLE CHECK
161603	11/25/2020	HMA PROMOTIONS	R	625.25	ACCOUNTS PAYABLE CHECK
161604	11/25/2020	IMPRESSIONS-A PRINT SHOP	R	50.00	ACCOUNTS PAYABLE CHECK
161605	11/25/2020	INDEPENDENCE BUSINESS SUPPLY	R	626.50	ACCOUNTS PAYABLE CHECK
161606	11/25/2020	INTERNATIONAL BACCALAUREATE	R	34510.00	ACCOUNTS PAYABLE CHECK
161607	11/25/2020	JOHNSON CONTROLS LLC	R	2761.30	ACCOUNTS PAYABLE CHECK
161608	11/25/2020	LITERACY RESOURCES LLC	R	319.96	ACCOUNTS PAYABLE CHECK
161609	11/25/2020	MAHONING COUNTY EDUCATIONAL SERVICE	R	500.00	ACCOUNTS PAYABLE CHECK
161610	11/25/2020	NORTH COAST EDUCATIONAL MEDIA CTR	R	9000.00	ACCOUNTS PAYABLE CHECK
161611	11/25/2020	RACHEL WIXEY & ASSOCIATES	R	2104.94	ACCOUNTS PAYABLE CHECK
161612	11/25/2020	RETTIG MUSIC	R	148.00	ACCOUNTS PAYABLE CHECK
161613	11/25/2020	LUKE RINDERKNECHT	R	2737.50	ACCOUNTS PAYABLE CHECK
161614	11/25/2020	ROSEN PUBLISHING GROUP	R	319.60	ACCOUNTS PAYABLE CHECK

SELECTION CRITERIA: chkstat.rundate between '20201101 00:00:00.000' and '20201130 00:00:00.000'

161615	11/25/2020	RUBE ADLER SPORTS	R	1185.00	ACCOUNTS PAYABLE CHECK
161616	11/25/2020	SHERWIN WILLIAMS	R	20.24	ACCOUNTS PAYABLE CHECK
161617	11/25/2020	SHIPPERS HIGHWAY EXPRESS INC.	R	7650.00	ACCOUNTS PAYABLE CHECK
161618	11/25/2020	SOLON BOARD OF EDUCATION	R	100.00	ACCOUNTS PAYABLE CHECK
161619	11/25/2020	SOVEREIGN INDUSTRIESINC	R	3347.00	ACCOUNTS PAYABLE CHECK
161620	11/25/2020	SQUIRE PATTON BOGGS LLP	R	4937.50	ACCOUNTS PAYABLE CHECK
161621	11/25/2020	WEST HEALTH ADVOCATE SOLUTIONS INC	R	919.10	ACCOUNTS PAYABLE CHECK
161622	11/25/2020	WILSON LANGUAGE TRAINING CORP	R	15166.37	ACCOUNTS PAYABLE CHECK
161623	11/25/2020	JAMES LEWIS III	R	50.00	ACCOUNTS PAYABLE CHECK
161624	11/25/2020	RICHARD MACER	R	50.00	ACCOUNTS PAYABLE CHECK
161625	11/25/2020	BERNARD MITCHELL	R	50.00	ACCOUNTS PAYABLE CHECK
161626	11/25/2020	CHARLES WILLIAMS	R	50.00	ACCOUNTS PAYABLE CHECK
161627	11/25/2020	LYNDA SAX	R	10.00	ACCOUNTS PAYABLE CHECK
161628	11/25/2020	DOMINION EAST OHIO	R	5721.65	ACCOUNTS PAYABLE CHECK
161629	11/30/2020	21ST CENTURY ALARM/DATA	R	1085.00	ACCOUNTS PAYABLE CHECK
161630	11/30/2020	A.W. FARRELL & SON INC	R	8725.00	ACCOUNTS PAYABLE CHECK
161631	11/30/2020	ABC PIPING CO	R	110000.00	ACCOUNTS PAYABLE CHECK
161632	11/30/2020	ACADEMY MUSIC	R	1042.25	ACCOUNTS PAYABLE CHECK
161633	11/30/2020	APPLE INC	R	545.00	ACCOUNTS PAYABLE CHECK
161634	11/30/2020	BEST TRUCK EQUIPMENT INC	R	230.29	ACCOUNTS PAYABLE CHECK
161635	11/30/2020	CARDINAL BUS SALES & SERVICE INC	R	448.12	ACCOUNTS PAYABLE CHECK
161636	11/30/2020	CERNI MOTORS	R	2088.75	ACCOUNTS PAYABLE CHECK
161637	11/30/2020	CINTAS	R	57.53	ACCOUNTS PAYABLE CHECK
161638	11/30/2020	CLEVELAND METROPARKS FINANCE DEPT	R	159.26	ACCOUNTS PAYABLE CHECK
161639	11/30/2020	COLUMBUS CLAY & CERAMICS CO	R	4615.00	ACCOUNTS PAYABLE CHECK
161640	11/30/2020	CUSTOM BUS AND TRUCK PANELS	R	265.00	ACCOUNTS PAYABLE CHECK
161641	11/30/2020	NICHOLS PAPER & SUPPLY CO.	R	2069.30	ACCOUNTS PAYABLE CHECK
161642	11/30/2020	EDUCATION ALTERNATIVES	R	11568.00	ACCOUNTS PAYABLE CHECK
161643	11/30/2020	EDUCATIONAL SVC CTR PROF DEV CTR	R	246919.15	ACCOUNTS PAYABLE CHECK
161644	11/30/2020	FASTENAL	R	143.23	ACCOUNTS PAYABLE CHECK
161645	11/30/2020	O.P. AQUATICS	R	1771.30	ACCOUNTS PAYABLE CHECK
161646	11/30/2020	FOLLETT LIBRARY RESOURCES	R	108.80	ACCOUNTS PAYABLE CHECK
161647	11/30/2020	GALE GROUP	R	100.00	ACCOUNTS PAYABLE CHECK
161648	11/30/2020	GUARANTEED ROOFING AND SHEET MTL CO	R	4409.00	ACCOUNTS PAYABLE CHECK
161649	11/30/2020	HANS FREIGHTLINER	R	384.72	ACCOUNTS PAYABLE CHECK
161650	11/30/2020	HOME DEPOT PRO INSTITUTIONAL	R	10839.66	ACCOUNTS PAYABLE CHECK
161651	11/30/2020	INDEPENDENCE BUSINESS SUPPLY	R	332.28	ACCOUNTS PAYABLE CHECK
161652	11/30/2020	MARS ELECTRIC	R	161.74	ACCOUNTS PAYABLE CHECK
161653	11/30/2020	NAPA AUTO PARTS	R	59.04	ACCOUNTS PAYABLE CHECK
161654	11/30/2020	NORTH COAST TUTORING SERVICES	R	440.00	ACCOUNTS PAYABLE CHECK
161655	11/30/2020	O'REILLY AUTO ENTERPRISES LLC	R	253.02	ACCOUNTS PAYABLE CHECK
161656	11/30/2020	JENNIFER PROE	R	2178.00	ACCOUNTS PAYABLE CHECK
161657	11/30/2020	SHAKER SCHOOLS FOUNDATION	R	4400.00	ACCOUNTS PAYABLE CHECK
161658	11/30/2020	SNIDER RECREATION INC.	R	1500.00	ACCOUNTS PAYABLE CHECK
161659	11/30/2020	STEPS CTR FOR EXCELLENCE IN AUTISM	R	18000.00	ACCOUNTS PAYABLE CHECK
161660	11/30/2020	TRANSPORTATION ACCESSORIES	R	1173.61	ACCOUNTS PAYABLE CHECK
161661	11/30/2020	JOSHUA WALKER	R	900.00	ACCOUNTS PAYABLE CHECK
161662	11/30/2020	OHIO DEPT OF JOB & FAMILY	R	28600.84	ACCOUNTS PAYABLE CHECK
* v943359	11/04/2020	AMERICAN EXPRESS	V	0.00	VOID: MULTI STUB VOUCHER
* v943360	11/04/2020	AMERICAN EXPRESS	V	0.00	VOID: MULTI STUB VOUCHER
* v943361	11/04/2020	AMERICAN EXPRESS	V	0.00	VOID: MULTI STUB VOUCHER
* v943362	11/04/2020	AMERICAN EXPRESS	V	0.00	VOID: MULTI STUB VOUCHER
* v943363	11/04/2020	AMERICAN EXPRESS	V	0.00	VOID: MULTI STUB VOUCHER
* v943376	11/16/2020	RAYMOND A. DURBAN	R	195.00	ACCOUNTS PAYABLE VOUCHER
* v943377	11/16/2020	TERRY MCGRADY	R	85.00	ACCOUNTS PAYABLE VOUCHER
* v943378	11/19/2020	KEAF HOLLIDAY	R	165.05	ACCOUNTS PAYABLE VOUCHER
* v943379	11/30/2020	AMERICAN EXPRESS (TRAVEL CARDS)	R	4384.23	ACCOUNTS PAYABLE VOUCHER

SELECTION CRITERIA: chkstat.rundate between '20201101 00:00:00.000' and '20201130 00:00:00.000'

* v943380	11/30/2020	AMERICAN EXPRESS	R	7070.00	ACCOUNTS PAYABLE VOUCHER
* v943381	11/30/2020	AT & T	R	2549.07	ACCOUNTS PAYABLE VOUCHER
* v943382	11/30/2020	BELLEFAIRE JCB	R	102355.00	ACCOUNTS PAYABLE VOUCHER
* v943383	11/30/2020	CITY OF CLEVELAND WATER	R	8052.59	ACCOUNTS PAYABLE VOUCHER
* v943384	11/30/2020	NORTHEAST OHIO REGIONAL SEWER	R	9714.45	ACCOUNTS PAYABLE VOUCHER
* v943385	11/30/2020	REPUBLIC SERVICES #224	R	7231.91	ACCOUNTS PAYABLE VOUCHER
* v943386	11/30/2020	SPECTRUM (TIME WARNER CABLE)	R	2723.86	ACCOUNTS PAYABLE VOUCHER
* v943387	11/30/2020	SPRINT	R	10681.90	ACCOUNTS PAYABLE VOUCHER
* v943388	11/30/2020	VERIZON	R	7122.66	ACCOUNTS PAYABLE VOUCHER
* v943389	11/30/2020	PNC BANK	R	546.41	ACCOUNTS PAYABLE VOUCHER
* v943390	11/30/2020	CASEY L AILIFF	R	233.60	ACCOUNTS PAYABLE VOUCHER
* v943391	11/30/2020	KEAF HOLLIDAY	R	29.00	ACCOUNTS PAYABLE VOUCHER
* v943392	11/30/2020	TIFFANY JOSEPH	R	48.43	ACCOUNTS PAYABLE VOUCHER
* v943398	11/30/2020	AMERICAN EXPRESS	R	152892.09	ACCOUNTS PAYABLE VOUCHER
* v943400	11/30/2020	ANTHEM	R	41649.47	ACCOUNTS PAYABLE VOUCHER
* v943401	11/30/2020	ALLSTATE	R	17480.82	ACCOUNTS PAYABLE VOUCHER
* v943402	11/30/2020	LINCOLN NATIONAL LIFE INS CO	R	3715.10	ACCOUNTS PAYABLE VOUCHER
* v943403	11/30/2020	MEDICAL MUTUAL FLEX PLAN	R	12004.01	ACCOUNTS PAYABLE VOUCHER
* v943404	11/30/2020	HNB MEDICARE	R	71076.03	ACCOUNTS PAYABLE VOUCHER
* v943405	11/30/2020	SCHOOL EMPLOYEE RETIREMENT (SERS)	R	30876.85	ACCOUNTS PAYABLE VOUCHER
* v943406	11/30/2020	STATE TEACHERS RETIREMENT (STRS)	R	29895.98	ACCOUNTS PAYABLE VOUCHER
* v943407	11/30/2020	CCT FINANCIAL	R	10336.25	ACCOUNTS PAYABLE VOUCHER
* v943408	11/30/2020	CHINESE ACADEMY OF CLEVELAND	R	1500.00	ACCOUNTS PAYABLE VOUCHER
* v943409	11/30/2020	COSTCO CITI CARD	R	1051.89	ACCOUNTS PAYABLE VOUCHER
* v943410	11/30/2020	NEOPOST WIRE TRANSFER	R	50.00	ACCOUNTS PAYABLE VOUCHER
* v943411	11/30/2020	RED TREE INVESTMENT GROUP	R	4384.20	ACCOUNTS PAYABLE VOUCHER
* v943412	11/30/2020	GILBANE	R	600548.04	ACCOUNTS PAYABLE VOUCHER
* v943413	11/30/2020	HUNTINGTON BANK	R	1144.63	ACCOUNTS PAYABLE VOUCHER
* v943414	11/30/2020	MWW1 OH LLC	R	2330.00	ACCOUNTS PAYABLE VOUCHER
* v943415	11/30/2020	OSC - NATURAL GAS	R	41000.00	ACCOUNTS PAYABLE VOUCHER
* v943416	11/30/2020	ULTRACAMP	R	15.00	ACCOUNTS PAYABLE VOUCHER
* v943417	11/30/2020	VAN AUKEN AKINS ARCHITECTS LLC	R	17243.75	ACCOUNTS PAYABLE VOUCHER
* v943418	11/30/2020	PAY FOR IT	R	2669.94	ACCOUNTS PAYABLE VOUCHER
* v945154	11/01/2020	ALLSTATE	R	8749.59	ACCOUNTS PAYABLE VOUCHER
* v945155	11/01/2020	ANTHEM OPTIONAL LIFE	R	1712.83	ACCOUNTS PAYABLE VOUCHER
* v945156	11/01/2020	BUREAU OF WORKERS' COMPENSATION	R	6382.68	ACCOUNTS PAYABLE VOUCHER
* v945157	11/01/2020	EDUCATORS RESERVE	R	1371.00	ACCOUNTS PAYABLE VOUCHER
* v945158	11/01/2020	HNB MEDICARE	R	71969.52	ACCOUNTS PAYABLE VOUCHER
* v945159	11/01/2020	HUNTINGTON BANK	R	229253.82	ACCOUNTS PAYABLE VOUCHER
* v945160	11/01/2020	LEGALSHIELD	R	528.20	ACCOUNTS PAYABLE VOUCHER
* v945161	11/01/2020	LINCOLN NATIONAL LIFE INS CO	R	1935.11	ACCOUNTS PAYABLE VOUCHER
* v945162	11/01/2020	LOCAL 200 DUES 12 MO	R	1950.00	ACCOUNTS PAYABLE VOUCHER
* v945163	11/01/2020	OHIO PUBLIC DEFERRED COMPENSATION	R	9725.38	ACCOUNTS PAYABLE VOUCHER
* v945164	11/01/2020	OHIO SCHOOL DISTRICT INC.TAX	R	202.64	ACCOUNTS PAYABLE VOUCHER
* v945165	11/01/2020	RITA	R	56159.49	ACCOUNTS PAYABLE VOUCHER
* v945166	11/01/2020	SCHOOL EMPLOYEE RETIREMENT	R	68985.57	ACCOUNTS PAYABLE VOUCHER
* v945167	11/01/2020	SCHOOL EMPLOYEE RETIREMENT (SERS)	R	108201.39	ACCOUNTS PAYABLE VOUCHER
* v945168	11/01/2020	SHAKER HTS TEACHERS' ASSOCIATION	R	13398.00	ACCOUNTS PAYABLE VOUCHER
* v945169	11/01/2020	SHAKER HTS TEACHERS' ASSOCIATION	R	990.00	ACCOUNTS PAYABLE VOUCHER
* v945170	11/01/2020	SHCSD ANTHEM LIFE	R	2586.70	ACCOUNTS PAYABLE VOUCHER
* v945171	11/01/2020	SHCSD DENTAL	R	30350.70	ACCOUNTS PAYABLE VOUCHER
* v945172	11/01/2020	SHCSD MEDICAL	R	346731.14	ACCOUNTS PAYABLE VOUCHER
* v945173	11/01/2020	SHCSD PRESCRIPTION	R	84601.78	ACCOUNTS PAYABLE VOUCHER
* v945174	11/01/2020	STATE TEACHERS RETIREMENT	R	250229.55	ACCOUNTS PAYABLE VOUCHER
* v945175	11/01/2020	STATE TEACHERS RETIREMENT (STRS)	R	280989.97	ACCOUNTS PAYABLE VOUCHER
* v945176	11/01/2020	STRS BUY BACK ANNUITIZED	R	542.83	ACCOUNTS PAYABLE VOUCHER
* v945177	11/01/2020	TREASURER, STATE OF OHIO	R	60492.41	ACCOUNTS PAYABLE VOUCHER

SELECTION CRITERIA: chkstat.rundate between '20201101 00:00:00.000' and '20201130 00:00:00.000'

* v945178	11/01/2020	VOYA RETIREMENT INS. AND ANNUITY CO	R	3678.52	ACCOUNTS PAYABLE VOUCHER
* v945179	11/01/2020	VOYA RETIREMENT INS.&ANNUITY	R	5609.87	ACCOUNTS PAYABLE VOUCHER
* v945195	11/16/2020	ALLSTATE	R	8749.59	ACCOUNTS PAYABLE VOUCHER
* v945196	11/16/2020	ANTHEM OPTIONAL LIFE	R	1783.29	ACCOUNTS PAYABLE VOUCHER
* v945197	11/16/2020	BUREAU OF WORKERS' COMPENSATION	R	6226.68	ACCOUNTS PAYABLE VOUCHER
* v945198	11/16/2020	EDUCATORS RESERVE	R	1371.00	ACCOUNTS PAYABLE VOUCHER
* v945199	11/16/2020	HNB MEDICARE	R	70152.44	ACCOUNTS PAYABLE VOUCHER
* v945200	11/16/2020	HUNTINGTON BANK	R	216908.86	ACCOUNTS PAYABLE VOUCHER
* v945201	11/16/2020	LEGALSHIELD	R	528.20	ACCOUNTS PAYABLE VOUCHER
* v945202	11/16/2020	LINCOLN NATIONAL LIFE INS CO	R	1952.07	ACCOUNTS PAYABLE VOUCHER
* v945203	11/16/2020	LOCAL 200 DUES 12 MO	R	2010.00	ACCOUNTS PAYABLE VOUCHER
* v945204	11/16/2020	OHIO PUBLIC DEFERRED COMPENSATION	R	8837.88	ACCOUNTS PAYABLE VOUCHER
* v945205	11/16/2020	OHIO SCHOOL DISTRICT INC.TAX	R	208.92	ACCOUNTS PAYABLE VOUCHER
* v945206	11/16/2020	RITA	R	54752.91	ACCOUNTS PAYABLE VOUCHER
* v945207	11/16/2020	SCHOOL EMPLOYEE RETIREMENT	R	66146.89	ACCOUNTS PAYABLE VOUCHER
* v945208	11/16/2020	SCHOOL EMPLOYEE RETIREMENT (SERS)	R	103693.46	ACCOUNTS PAYABLE VOUCHER
* v945209	11/16/2020	SHAKER HTS TEACHERS' ASSOCIATION	R	13398.00	ACCOUNTS PAYABLE VOUCHER
* v945210	11/16/2020	SHAKER HTS TEACHERS' ASSOCIATION	R	990.00	ACCOUNTS PAYABLE VOUCHER
* v945211	11/16/2020	SHCSD ANTHEM LIFE	R	2592.55	ACCOUNTS PAYABLE VOUCHER
* v945212	11/16/2020	SHCSD DENTAL	R	30357.96	ACCOUNTS PAYABLE VOUCHER
* v945213	11/16/2020	SHCSD MEDICAL	R	346433.53	ACCOUNTS PAYABLE VOUCHER
* v945214	11/16/2020	SHCSD PRESCRIPTION	R	84639.01	ACCOUNTS PAYABLE VOUCHER
* v945215	11/16/2020	STATE TEACHERS RETIREMENT	R	246793.50	ACCOUNTS PAYABLE VOUCHER
* v945216	11/16/2020	STATE TEACHERS RETIREMENT (STRS)	R	277553.92	ACCOUNTS PAYABLE VOUCHER
* v945217	11/16/2020	STRS BUY BACK ANNUITIZED	R	542.83	ACCOUNTS PAYABLE VOUCHER
* v945218	11/16/2020	TREASURER, STATE OF OHIO	R	57940.28	ACCOUNTS PAYABLE VOUCHER
* v945219	11/16/2020	VOYA RETIREMENT INS. AND ANNUITY CO	R	3678.52	ACCOUNTS PAYABLE VOUCHER
* v945220	11/16/2020	VOYA RETIREMENT INS.&ANNUITY	R	5509.87	ACCOUNTS PAYABLE VOUCHER
* v945221	11/17/2020	BUREAU OF WORKERS' COMPENSATION	R	2.61	ACCOUNTS PAYABLE VOUCHER
* v945222	11/17/2020	HNB MEDICARE	R	30.10	ACCOUNTS PAYABLE VOUCHER
* v945223	11/17/2020	RITA	R	23.37	ACCOUNTS PAYABLE VOUCHER
* v945224	11/17/2020	SCHOOL EMPLOYEE RETIREMENT	R	39.73	ACCOUNTS PAYABLE VOUCHER
* v945225	11/17/2020	SCHOOL EMPLOYEE RETIREMENT (SERS)	R	62.37	ACCOUNTS PAYABLE VOUCHER
* v945226	11/17/2020	STATE TEACHERS RETIREMENT	R	67.44	ACCOUNTS PAYABLE VOUCHER
* v945227	11/17/2020	STATE TEACHERS RETIREMENT (STRS)	R	67.44	ACCOUNTS PAYABLE VOUCHER
* v945228	11/17/2020	TREASURER, STATE OF OHIO	R	4.12	ACCOUNTS PAYABLE VOUCHER
TOTAL FUND				6061039.13	
TOTAL REPORT				6061039.13	

****** Vendor name redacted in accordance with the privacy provisions of FERPA

10. BOND ISSUE EXPENDITURE SUMMARY

SHAKER HEIGHTS CITY SCHOOL DISTRICT
FUND 004
CAPITAL PROJECT EXPENDITURES

SUMMARY AS OF
November 30, 2020

CATEGORY	BEG. OF MONTH BALANCE	EXPENDITURES MTD	EXPENDITURES TO DATE
OTHER NON-BOND PROJECTS 9121, 9150&9620	$31,067,704.78	$9,520.84	$31,077,225.62
SSF FUNDED PROJECTS	$2,229,516.02	$545.00	$2,230,061.02
FY2018 BONDS-SCC 94xx	$21,200,472.83	$701,832.29	$21,902,305.12
TOTAL TO DATE	**$54,497,693.63**	**$711,898.13**	**$55,209,591.76**

NON-BOND SOURCES
OTHER

PROJECT December 31 2018	BUILDING	Land, Building Vehicles, F&E	CHECK DATE	SPECIAL COST CENTER	ESTIMATED COST	ACTUAL COST MTD	ACTUAL COST TO DATE	CONTRACTOR/ VENDOR
Other:								
install hot water boiler; remove old one	Middle School		1/12/2005		$6,000.00	$6,000.00	$6,000.00	Hoover Heating & Air Cond.
completion of electrical upgrades	High School		1/31/2005		$11,472.00	$11,472.00	$11,472.00	Genesis Electric
service on Hydro Pulse boiler	District		1/31/2005		$685.00	$685.00	$685.00	Hoover Heating & Air Cond.
DA Robers & Assoc	District		2/9/2005		$2,000.00	$2,000.00	$2,000.00	DA Robers & Assoc.
repair roof leaks	Woodbury		2/17/2005		$470.00	$470.00	$470.00	Allied Commerical Roofing
repair roof leaks	Middle School		2/17/2005		$260.00	$260.00	$260.00	Allied Commerical Roofing
telecomm & tech consulting project	District		2/17/2005		$2,343.75	$2,343.75	$2,343.75	Business Technologies
Boulevard elevator - architectural fee	Boulevard		2/17/2005		$2,070.00	$2,070.00	$2,070.00	Collins, Gordon, Bostwick
8 Year Plan - prof services	District		2/17/2005		$1,298.75	$1,298.75	$1,298.75	Collins, Gordon, Bostwick
Onaway Learning Garden - architect	Onaway		2/17/2005		$3,207.99	$3,207.99	$3,207.99	McKnight & Assoc. Ltd.
48 chairs with chrome frames	Fernway		2/17/2005		$2,283.43	$2,283.43	$2,283.43	Waller-Duman Inc.
cafeteria table	Boulevard		2/17/2005		$942.44	$942.44	$942.44	Waller-Duman Inc.
20 folding tables	High School		2/17/2005		$4,851.00	$4,851.00	$4,851.00	Waller-Duman Inc.
repair roof leaks	High School		2/25/2005		$860.00	$860.00	$860.00	Allied Commerical Roofing
repair roof leaks	High School		2/25/2005		$440.00	$440.00	$440.00	Allied Commerical Roofing
repair roof leaks	Fernway		2/25/2005		$250.00	$250.00	$250.00	Allied Commerical Roofing
engineering visit - swing support	Mercer		2/25/2005		$375.00	$375.00	$375.00	Barber and Hoffman Inc
engineering visit - stair vibration	Fernway		2/25/2005		$840.00	$840.00	$840.00	Barber and Hoffman Inc
schematic design - 8 Year Plan	District		2/25/2005		$1,860.00	$1,860.00	$1,860.00	Collins, Gordon, Bostwick
HVAC service call - Phys Ed office	High School		2/25/2005		$152.50	$152.50	$152.50	Hoover Heating & Air Cond.
2nd year of Gold maint - 60 mo contract	District		3/8/2005		$7,599.00	$7,599.00	$7,599.00	Integrated Precision
Woodbury addendum on maint contract	Woodbury		3/8/2005		$2,081.45	$2,081.45	$2,081.45	Integrated Precision
project mgmt activites - roof restoration	HS, Mercer		3/16/2005		$630.00	$630.00	$630.00	Kenderson, Inc.
audio/video consult/design	Onaway		3/16/2005		$111.18	$111.18	$111.18	Teamco/John Paul Baker
repair roof leaks	Bus Gar, Mercer		3/16/2005		$720.00	$720.00	$720.00	Allied Commerical Roofing
consulting - spec ed student transp	District		3/16/2005		$3,000.00	$3,000.00	$3,000.00	Education Logistics, Inc.
audio/video consult/design	Middle School		3/24/2005		$607.66	$607.66	$607.66	Teamco/John Paul Baker
tractor and loader	District		3/24/2005		$21,612.55	$21,612.55	$21,612.55	West Shore New Holland, Inc
legal ad for "Peter's Garden"	Onaway		3/28/2005		$556.92	$556.92	$556.92	Plain Dealer
engnr/arch serv - mobile classrm relo	District		3/30/2005		$17,969.53	$17,969.53	$17,969.53	Christian & Klopper, Inc.
arch services - SHCSD 8 year plan	District		3/30/2005		$2,070.00	$2,070.00	$2,070.00	Collins, Gordon, Bostwick
roof and gutter repairs	District	Building	4/28/2005	9150	$1,225.00	$1,225.00	$1,225.00	Allied Commercial Roofing
spec ed transp study - travel exp	District	F&E	4/28/2005	9150	$275.63	$275.63	$275.63	Education Logistics, Inc.
flat screen monitor (19")	Transportation	F&E	4/30/2005	9150	$349.00	$349.00	$349.00	Dell Marketing L.P.
flat screen monitor (17")	Admin	F&E	4/30/2005	9150	$229.00	$229.00	$229.00	Dell Marketing L.P.
engineering for elect serv upgrade	High School	Building	5/4/2005	9150	$520.00	$520.00	$520.00	Karpinski Engineering
install mini-split A/C units (5)	District	F&E	5/10/2005	9150	$21,282.50	$21,282.50	$21,282.50	Hoover Heating & Air Cond.
ornamental spray - Rose Garden	Woodbury	Land	5/26/2005	9150	$97.00	$97.00	$97.00	H.A.M. Landscaping
tables with Chem-Armor surface (3)	Woodbury	F&E	5/26/2005	9150	$3,135.00	$3,135.00	$3,135.00	Ward's Natural Science
metal student lockers	Fernway	F&E	5/26/2005	9150	$1,200.00	$1,200.00	$1,200.00	Waller-Duman Inc.
ornamental Spray - Rose Garden	Woodbury	Land	6/9/2005	9150	$195.45	$195.45	$195.45	H.A.M. Landscaping
qtrly fee - telecom & tech consulting	Admin	F&E	6/9/2005	9150	$2,343.75	$2,343.75	$2,343.75	Business Technologies

OTHER

PROJECT December 31 2018	BUILDING	Land, Building Vehicles, F&E	CHECK DATE	SPECIAL COST CENTER	ESTIMATED COST	ACTUAL COST MTD	ACTUAL COST TO DATE	CONTRACTOR/ VENDOR
TV mount	Boulevard	F&E	6/27/2005	9150	$180.00	$180.00	$180.00	Teamco/John Paul Baker
travel exp for transp consultant	Admin	F&E	6/27/2005	9150	$278.17	$278.17	$278.17	Education Logistics, Inc.
portion of plan review - elev study	Boulevard	Building	6/27/2005	9150	$188.23	$188.23	$188.23	Collins, Gordon, Bostwick
landscaping at Woodbury	Woodbury	Land	7/28/2005	9150	$135.00	$135.00	$135.00	H.A.M. Landscaping
rooftop unit above HS Library	High School	F&E	7/29/2005	9150	$806.25	$806.25	$806.25	Hoover Heating & Air Cond.
install new boiler	Boulevard	F&E	7/29/2005	9150	$20,580.00	$20,580.00	$20,580.00	RCR Services Inc.
1/2 cost of Door H lock and remote	District	Building	8/5/2005	9150	$2,365.45	$2,365.45	$2,365.45	Integrated Precision
qtrly fee - telecom & tech consulting	Admin	F&E	8/12/2005	9150	$2,343.75	$2,343.75	$2,343.75	Business Technologies
ornamental spray - Rose Garden	Woodbury	Land	8/12/2005	9150	$540.00	$540.00	$540.00	H.A.M. Landscaping
architectural services - Peters Garden	Onaway	Land	8/31/2005	9150	$1,512.46	$1,512.46	$1,512.46	McKnight & Assoc. Ltd.
miscellaneous roof repairs	District	Building	9/15/2005	9150	$1,260.00	$1,260.00	$1,260.00	Allied Commercial Roofing
ornamental Spray - Rose Garden	Woodbury	Land	9/15/2005	9150	$405.00	$405.00	$405.00	H.A.M. Landscaping
service call on small a/c unit	High School	F&E	9/15/2005	9150	$203.00	$203.00	$203.00	Hoover Heating & Air Cond.
architectural services - Peters Garden	Onaway	Land	9/23/2005	9150	$900.00	$900.00	$900.00	McKnight & Assoc. Ltd.
upgrade AED units	District	F&E	9/23/2005	9150	$7,281.25	$7,281.25	$7,281.25	Medtronic Physio-Control Corp
annual roofing inspection/assessment	District	Building	10/12/2005	9150	$1,375.00	$1,375.00	$1,375.00	Kenderson, Inc.
re-mount TV in music room	Woodbury	F&E	10/12/2005	9150	$277.60	$277.60	$277.60	Teamco/John Paul Baker
repairs on computer lab rooftop a/c	Woodbury	F&E	10/19/2005	9150	$338.93	$338.93	$338.93	Hoover Heating & Air Cond.
maint contract - attendance ph system	High School	F&E	10/28/2005	9150	$395.00	$395.00	$395.00	US Netcom Corp
repair of roof leaks	MS & Bus Gar	Building	11/4/2005	9150	$1,550.00	$1,550.00	$1,550.00	Allied Commercial Roofing
SMART board	Onaway	F&E	11/4/2004	9150	$1,923.00	$1,923.00	$1,923.00	SMART Ed. Services
partial exp for SMARTbd to Jennings	Onaway	F&E	5/18/2006	9150	($1,373.37)	($1,373.37)	($1,373.37)	SSF/Jennings Grant
ornamental Spray, Rose Garden, Sep	Woodbury	Land	11/7/2005	9150	$540.00	$540.00	$540.00	H.A.M. Landscaping
five addt'l parking slots (Peter's Grdn)	Onaway	Land	11/14/2005	9150	$22,962.00	$22,962.00	$22,962.00	Vizmeg Landscape Inc.
repair of roof leaks	Admin	Building	11/18/2005	9150	$230.00	$230.00	$230.00	Allied Commercial Roofing
ornamental spray, Rose Garden, Oct	Woodbury	Land	11/23/2005	9150	$270.00	$270.00	$270.00	H.A.M. Landscaping
upgrade of a/c unit to Mitsubishi	Onaway	F&E	11/23/2005	9150	$650.00	$650.00	$650.00	Hoover Heating & Air Cond.
s/w maint & support - PhoneMaster	Transportation	F&E	12/9/2005	9150	$499.00	$499.00	$499.00	US Netcom Corp
roof repairs at Admin Building	Admin	Building	12/30/2005	9150	$395.00	$395.00	$395.00	Allied Commercial Roofing
misc service calls re: furnace/AC	District	F&E	1/13/2006	9150	$1,531.34	$1,531.34	$1,531.34	Hoover Heating & Air Cond.
gutter and roof repair	Mercer	Building	1/24/2006	9150	$1,595.00	$1,595.00	$1,595.00	Allied Commercial Roofing
two Epson projectors	Onaway	F&E	2/10/2006	9150	$2,483.98	$2,483.98	$2,483.98	CDW Government, Inc.
labor for mounting televisions	Boulevard	F&E	2/15/2006	9150	$480.00	$480.00	$480.00	Teamco/John Paul Baker
corner desk with hutch, storage unit	District	F&E	2/15/2006	9150	$1,658.00	$1,658.00	$1,658.00	Mentor Office Supply
mobile files with lock	District	F&E	2/15/2006	9150	$692.00	$692.00	$692.00	Mentor Office Supply
appliance - tchrs lounge (was Fnd 01)	Boulevard	F&E	2/28/2006	9150	$455.00	$455.00	$455.00	Lowe's
music library system	Middle School	F&E	3/9/2006	9150	$6,584.25	$6,584.25	$6,584.25	Wenger Corporation
repairs of roof leak over room 113	Lomond	Building	3/31/2006	9150	$385.00	$385.00	$385.00	Allied Commercial Roofing
ornamental spray, Rose Garden, Mar	Woodbury	Land	4/27/2006	9150	$135.00	$135.00	$135.00	H.A.M. Landscaping
ornamental spray, Rose Garden, Apr	Woodbury	Land	5/25/2006	9150	$135.00	$135.00	$135.00	H.A.M. Landscaping
repair of roof leak and loose slates	Woodbury	Building	6/16/2006	9150	$265.00	$265.00	$265.00	Allied Commercial Roofing
repair of three roof leak areas	Boulevard	Building	6/16/2006	9150	$725.00	$725.00	$725.00	Allied Commercial Roofing
correction to SSF share for P's Garden	Onaway	Land	6/30/2006	9150	$702.00	$702.00	$702.00	transfer Vizmeg exp from SSF
ornamental spray - Rose Garden, Jun	Woodbury	Land	7/21/2006	9150	$540.00	$540.00	$540.00	H.A.M. Landscaping
service call on a/c in Music Room	Fernway	Building	7/21/2006	9150	$165.00	$165.00	$165.00	Hoover Heating & Air Cond.

OTHER

PROJECT December 31 2018	BUILDING	Land, Building Vehicles, F&E	CHECK DATE	SPECIAL COST CENTER	ESTIMATED COST	ACTUAL COST MTD	ACTUAL COST TO DATE	CONTRACTOR/ VENDOR
repair roof leak	Admin	Building	7/31/2006	9150	$375.00	$375.00	$375.00	Allied Commercial Roofing
ornamental spray - Rose Garden, Jul	Woodbury	Land	8/31/2006	9150	$540.00	$540.00	$540.00	H.A.M. Landscaping
three seat walls/benches	Onaway	Land	8/31/2006	9181	$8,400.00	$8,400.00	$8,400.00	Pinzone II
reimb from PTO for three benches	Onaway	Land	9/27/2006	9181	($8,400.00)	($8,400.00)	($8,400.00)	Onaway PTO
ornamental spray - Rose Garden, Aug	Woodbury	Land	9/8/2006	9150	$540.00	$540.00	$540.00	H.A.M. Landscaping
install TV/VCR mounts	District	F&E	9/15/2006	9150	$5,824.69	$5,824.69	$5,824.69	Teamco/John Paul Baker
move outlet	Mercer	Building	9/22/2006	9150	$315.00	$315.00	$315.00	Teamco/John Paul Baker
repair roof leak	Boulevard	Building	9/27/2006	9150	$395.00	$395.00	$395.00	Allied Commercial Roofing
ornamental spray - Rose Garden, Sep	Woodbury	Land	10/16/2006	9150	$540.00	$540.00	$540.00	H.A.M. Landscaping
ornamental spray - Rose Garden, Oct	Woodbury	Land	11/17/2006	9150	$135.00	$135.00	$135.00	H.A.M. Landscaping
repair of misc roof leaks	District	Building	11/17/2006	9150	$1,515.00	$1,515.00	$1,515.00	Allied Commercial Roofing
miscellaneous roof repairs	Middle School	Building	11/30/2006	9150	$2,770.00	$2,770.00	$2,770.00	Allied Commercial Roofing
transfer F07 Rose Garden exp to Fd 1	Woodbury	Land	11/30/2006	9150	($2,295.00)	($2,295.00)	($2,295.00)	intra-district transfer
install TV & cabling for computer AV	Middle School	F&E	12/20/2006	9150	$690.00	$690.00	$690.00	Teamco/John Paul Baker
repair of misc roof leaks	High School	Building	12/29/2006	9150	$785.00	$785.00	$785.00	Allied Commercial Roofing
water testing of drains over auditorium	High School	Building	12/29/2006	9150	$425.00	$425.00	$425.00	Allied Commercial Roofing
repair damaged section of roof	Middle School	Building	2/19/2007	9150	$3,995.00	$3,995.00	$3,995.00	Allied Commercial Roofing
repair of roof leaks and cracked drain	Middle School	Building	4/20/2007	9150	$275.00	$275.00	$275.00	Allied Commercial Roofing
ornamental spray - Rose Garden, May&Jun	Woodbury	Land	8/10/2007	9150	$1,080.00	$1,080.00	$1,080.00	H.A.M. Landscaping
cable outlet installed	High School	Building	10/8/2007	9150	$403.49	$403.49	$403.49	Teamco/John Paul Baker
legal charges	High School	Building	11/24/2007	9150	$958.08	$958.08	$958.08	Plain Dealer
ornamental spray - Rose Garden	Woodbury	Land	12/11/2007	9150	$1,485.00	$1,485.00	$1,485.00	H.A.M. Landscaping
cable installation and TV mounting	High School	F&E	12/20/2007	9150	$1,474.53	$1,474.53	$1,474.53	Teamco/John Paul Baker
antenna and mast	Fernway	F&E	1/16/2008	9150	$639.58	$639.58	$639.58	Teamco/John Paul Baker
Plain Dealer Ad	District	Building	7/26/2008	9150	$1,137.72	$1,137.72	$1,137.72	Plain Dealer
Plain Dealer Ad	District	Building	8/30/2008	9150	$978.04	$978.04	$978.04	Plain Dealer
Extend cable system	District	Building	10/14/2008	9150	$2,084.32	$2,084.32	$2,084.32	Teamco/John Paul Baker
Emergency Fire Remediation	District	Building	12/12/2008	9150	$6,435.72	$6,435.72	$6,435.72	Yanesh Brothers Construction
Water damage, restoration services	District	Building	12/31/2008	9150	$47,000.00	$47,000.00	$47,000.00	Paul Davis Restoration of Cleve
TV installation	High School	F&E	1/16/2009	9150	$660.00	$660.00	$660.00	Teamco/John Paul Baker
Ludlow Restoration	District	Building	5/29/2009	9150	$5,341.02	$5,341.02	$5,341.02	Paul Davis Restoration of Cleve
DLMO Supplies	District	F&E	6/1/2009	9169	$636.00	$636.00	$636.00	Cousin's Video
Security Equipment	District	F&E	9/16/2009	9150	$21,730.62	$21,730.62	$21,730.62	21st Century Alarm/Data
Security Cameras	Middle School	F&E	9/25/2009	9150	$9,859.00	$9,859.00	$9,859.00	21st Century Alarm/Data
Security Cameras	Lomond	F&E	4/22/2010	9150	$3,850.00	$3,850.00	$3,850.00	21st Century Alarm/Data
Security Cameras-Shaker Share	Ludlow	F&E	8/31/2010	9150	$8,848.50	$8,848.50	$8,848.50	21st Century Alarm/Data
Security Cameras-PEP Share	Ludlow	F&E	8/31/2010	9150	$8,848.50	$8,848.50	$8,848.50	21st Century Alarm/Data
Admin Chiller Architectural Services	Admin	F&E	7/31/2014	9150	$20,444.80	$20,444.80	$20,444.80	Neville Architects
Replacement chiller	Admin	F&E	9/16/2014	9150	$21,143.00	$21,143.00	$21,143.00	Carrier Corporation
Replacement chiller	Admin	F&E	10/23/2014	9150	$114,580.00	$114,580.00	$114,580.00	Daikin Applied
Replacement chiller	Admin	F&E	10/30/2014	9150	$5,220.00	$5,220.00	$5,220.00	Daikin Applied
Admin Chiller Architectural Services	Admin	F&E	12/29/2014	9150	$4,070.00	$4,070.00	$4,070.00	Neville Architects
Chiller Replacement Project	Admin	F&E	7/31/2015	9150	$8,230.00	$8,230.00	$8,230.00	Daikin Applied
Correction of prior period expense	Admin	F&E	12/31/2017	9150	($94,742.74)	($94,742.74)	($94,742.74)	Move exp to SCC 9165
Correction of prior period expense	Admin	F&E	12/31/2017	9150	($33,244.34)	($33,244.34)	($33,244.34)	Move exp to SCC 9167

OTHER

PROJECT December 31 2018	BUILDING	Land, Building Vehicles, F&E	CHECK DATE	SPECIAL COST CENTER	ESTIMATED COST	ACTUAL COST MTD	ACTUAL COST TO DATE	CONTRACTOR/ VENDOR
HS Fire Remediation	High School	Building	7/24/2018	9150	$81,064.24	$81,064.24	$81,064.24	All Disaster Services
Facilities Assessment	Admin	Building	10/30/2018	9150	$17.50	$17.50	$17.50	Van Auken Akins Architects LLC
LAN - Network Integration Project:								
vendor maintenance renewals (6)	Admin	F&E	1/31/2005		$563.59	$563.59	$563.59	Data Processing Sciences
Network Support - Dec 04	District	F&E	1/31/2005		$1,500.00	$1,500.00	$1,500.00	Information Systems Integration
Network Support - Jan 05 and Feb 05	District	F&E	2/17/2005		$3,000.00	$3,000.00	$3,000.00	Information Systems Integration
Network Support - March 05	District	F&E	4/19/2005	9178	$1,500.00	$1,500.00	$1,500.00	Information Systems Integration
Network Support - April 05	District	F&E	5/4/2005	9178	$1,500.00	$1,500.00	$1,500.00	Information Systems Integration
Network Support - May 05	District	F&E	5/31/2005	9178	$1,500.00	$1,500.00	$1,500.00	Information Systems Integration
Network Support - June 05	District	F&E	6/27/2005	9178	$1,500.00	$1,500.00	$1,500.00	Information Systems Integration
Buses:								
71 passenger school buses (2)	District	Vehicles	5/23/2005	9163	$117,020.00	$117,020.00	$117,020.00	Myers Equipment Corp
bus for special needs students	District	Vehicles	8/18/2005	9163	$33,676.00	$33,676.00	$33,676.00	Transportation Equip Sales Corp
65 passenger school buses (2)	District	Vehicles	8/31/2005	9163	$117,325.00	$117,325.00	$117,325.00	Myers Equipment Corp
principal & interest on 365 day loan	District	Vehicles	10/19/2005	9163	$734,328.00	$734,328.00	$734,328.00	Fifth Third Bank
71 passenger school buses (2)	District	Vehicles	5/18/2006	9163	$115,766.00	$115,766.00	$115,766.00	Myers Equipment Corp
71 passenger school bus	District	Vehicles	8/25/2006	9163	$58,758.00	$58,758.00	$58,758.00	Myers Equipment Corp
principal & interest on 365 day loan	District	Vehicles	10/18/2006	9163	$592,736.67	$592,736.67	$592,736.67	Huntington National Bank
71 passenger school buses (4)	District	Vehicles	10/31/2006	9163	$242,892.00	$242,892.00	$242,892.00	Wise International Trucks
paying agent fee for bus loan	District	Vehicles	11/27/2006	9163	$200.00	$200.00	$200.00	Huntington National Bank
transfer paying agent fee to Fund 002	District	Vehicles	12/31/2006	9163	($200.00)	($200.00)	($200.00)	Huntington National Bank
principal & interest on 365 day loan	District	Vehicles	10/18/2007	9163	$592,736.67	$592,736.67	$592,736.67	Huntington National Bank
71 passenger school buses (3)	District	Vehicles	10/26/2007	9163	$208,476.00	$208,476.00	$208,476.00	Power City Intn'l Trucks, Inc
65 passenger school buses (1)	District	Vehicles	4/25/2008	9163	$70,432.60	$70,432.60	$70,432.60	Power City Intn'l Trucks, Inc
GPS Unit for buses	District	Vehicles	9/11/2008	9163	$44,750.00	$44,750.00	$44,750.00	Education Logistics, Inc
GPS Units installed	District	Vehicles	9/24/2008	9163	$26,034.50	$26,034.50	$26,034.50	Education Logistics, Inc
principal & interest on 365 day loan	District	Vehicles	10/18/2008	9163	$518,198.33	$518,198.33	$518,198.33	Huntington National Bank
71 passenger school buses (4)	District	Vehicles	1/9/2009	9163	$299,513.60	$299,513.60	$299,513.60	Power City Intn'l Trucks, Inc
Fleettracker software	District	Vehicles	8/14/2009	9163	$2,024.00	$2,024.00	$2,024.00	Education Logistics
Fleettracker trainer travel exp	District	Vehicles	8/14/2009	9163	$1,594.39	$1,594.39	$1,594.39	Education Logistics
Fleettracker training fees	District	Vehicles	8/14/2009	9163	$2,550.00	$2,550.00	$2,550.00	Education Logistics
71 passenger school buses (8)	District	Vehicles	10/9/2009	9171	$609,017.80	$609,017.80	$609,017.80	Power City Intn'l Trucks, Inc
principal & interest on 365 day loan	District	Vehicles	10/15/2009	9163	$514,958.33	$514,958.33	$514,958.33	Huntington National Bank
principal & interest on 365 day loan	District	Vehicles	10/5/2010	9171	$605,983.33	$605,983.33	$605,983.33	Huntington National Bank
School Buses (4)	District	Vehicles	9/23/2011	9171	$316,868.00	$316,868.00	$316,868.00	Center City International
principal & interest on 365 day loan	District	Vehicles	10/4/2011	9171	$605,983.33	$605,983.33	$605,983.33	Huntington National Bank
Interest on 2012 Bus Bonds	District	Vehicles	6/14/2013	9171	$12,500.00	$12,500.00	$12,500.00	Bank of New York Mellon
Principal & interest on 2012 Bus Bonds	District	Vehicles	12/15/2013	9171	$100,000.00	$100,000.00	$100,000.00	Bank of New York Mellon
2015 IC Bus	District	Vehicles	2/28/2014	9171	$26,992.00	$26,992.00	$26,992.00	Interstate Billing Service
Interest on 2012 Bus Bonds	District	Vehicles	6/13/2014	9171	$9,100.00	$9,100.00	$9,100.00	Bank of New York Mellon
Sale of Band Bus	District	Vehicles	7/11/2014	9171	($1,544.64)	($1,544.64)	($1,544.64)	Glean Ministries
Principal & interest on 2012 Bus Bonds	District	Vehicles	12/15/2014	9171	$104,100.00	$104,100.00	$104,100.00	Bank of New York Mellon
Interest on 2012 Bus Bonds	District	Vehicles	6/15/2015	9171	$8,150.00	$8,150.00	$8,150.00	Bank of New York Mellon

OTHER

PROJECT December 31 2018	BUILDING	Land, Building Vehicles, F&E	CHECK DATE	SPECIAL COST CENTER	ESTIMATED COST	ACTUAL COST MTD	ACTUAL COST TO DATE	CONTRACTOR/ VENDOR
School Buses (4)	District	Vehicles	11/13/2015	9171	$357,187.00	$357,187.00	$357,187.00	Cardinal Bus Sales
Principal & interest on 2012 Bus Bonds	District	Vehicles	12/15/2015	9171	$103,150.00	$103,150.00	$103,150.00	Bank of New York Mellon
Interest on 2012 Bus Bonds	District	Vehicles	6/15/2016	9171	$7,200.00	$7,200.00	$7,200.00	Bank of New York Mellon
30 passenger bus w/ camera	District	Vehicles	8/25/2016	9171	$50,739.00	$50,739.00	$50,739.00	Cardinal Bus Sales
Bus #2 Trade In	District	Vehicles	8/25/2016	9171	($2,150.00)	($2,150.00)	($2,150.00)	Cardinal Bus Sales
School Buses (3)	District	Vehicles	11/30/2016	9171	$266,424.00	$266,424.00	$266,424.00	Interstate Billing Service
Bus Trade Ins	District	Vehicles	11/30/2016	9171	($9,100.00)	($9,100.00)	($9,100.00)	Interstate Billing Service
Principal & interest on 2012 Bus Bonds	District	Vehicles	12/15/2016	9171	$102,200.00	$102,200.00	$102,200.00	Bank of New York Mellon
Interest on 2012 Bus Bonds	District	Vehicles	6/15/2017	9171	$6,250.00	$6,250.00	$6,250.00	Bank of New York Mellon
Additional Trade-In-2 buses	District	Vehicles	11/28/2017	9171	($4,200.00)	($4,200.00)	($4,200.00)	Myers Equipment Corp
School Buses (3)	District	Vehicles	12/22/2017	9171	$267,426.00	$267,426.00	$267,426.00	Myers Equipment Corp
Bus Trade Ins	District	Vehicles	12/22/2017	9171	($9,000.00)	($9,000.00)	($9,000.00)	Myers Equipment Corp
Principal & interest on 2012 Bus Bonds	District	Vehicles	12/15/2017	9171	$106,250.00	$106,250.00	$106,250.00	Bank of New York Mellon
Interest on 2012 Bus Bonds	District	Vehicles	6/15/2018	9171	$5,250.00	$5,250.00	$5,250.00	Bank of New York Mellon
Other Vehicles & Related Equip:								
Ford van T13	District	Vehicles	3/16/2005		$23,632.09	$23,632.09	$23,632.09	Liberty Ford
Eurovent truck and bus exhaust sys	Bus Garage	Vehicles	4/19/2005	9150	$20,950.00	$20,950.00	$20,950.00	Myers Tire Supply
landscaping machinery and equip	Maintenance	F&E	5/10/2005	9150	$10,869.00	$10,869.00	$10,869.00	Century Equipment
two mowers	Maintenance	F&E	5/26/2005	9150	$5,615.60	$5,615.60	$5,615.60	Marshall Equipment Company
dump Truck/Western Plow	Maintenance	Vehicles	6/9/2005	9150	$33,049.33	$33,049.33	$33,049.33	Liberty Ford
super Z mower	Maintenance	F&E	6/30/2005	9150	$7,918.40	$7,918.40	$7,918.40	Baker Vehicle Systems, Inc.
E-Z-Go Utility Vehicle (Athletics) T16	High School	Vehicles	6/30/2005	9150	$7,002.00	$7,002.00	$7,002.00	Baker Vehicle Systems, Inc.
pick-up truck for maintenance dept	District	Vehicles	7/27/2005	9150	$11,000.00	$11,000.00	$11,000.00	Liberty Ford
2002 Chevy Venture Van T4	District	Vehicles	8/31/2005	9150	$11,900.00	$11,900.00	$11,900.00	Bass Chevrolet
2003 Chevy Venture Van	District	Vehicles	8/31/2005	9150	$12,495.00	$12,495.00	$12,495.00	Bass Chevrolet
furnish & install plows on 3 trucks	Maintenance	F&E	12/9/2005	9150	$8,375.00	$8,375.00	$8,375.00	Eshelman Enterprises Inc.
2004 Ford Ranger T11	Maintenance	Vehicles	9/8/2006	9150	$16,834.50	$16,834.50	$16,834.50	Liberty Ford
2001 Ford F250 w/plow T9	Maintenance	Vehicles	9/8/2006	9150	$13,500.00	$13,500.00	$13,500.00	Liberty Ford
2006 Ford F250 used van	District	Vehicles	10/9/2006	9150	$18,000.00	$18,000.00	$18,000.00	Liberty Ford
2003 Ford Ranger T15	District	Vehicles	10/31/2006	9150	$10,369.50	$10,369.50	$10,369.50	Liberty Ford
Steiner 4x4 tractor	District	Vehicles	11/17/2006	9150	$6,000.00	$6,000.00	$6,000.00	Baker Vehicle Systems, Inc.
2006 Ford Focus	Admin	Vehicles	1/8/2007	9150	$13,900.00	$13,900.00	$13,900.00	Liberty Ford
2004 Ford Pick-up Truck	Admin	Vehicles	4/20/2007	9150	$19,325.50	$19,325.50	$19,325.50	Liberty Ford
2007 Ford F150	District	F&E	11/29/2007	9150	$55,200.00	$55,200.00	$55,200.00	Valley Ford Truck Sales
2004 Ford Windstar Van	Admin	Vehicles	11/30/2007	9150	$13,265.50	$13,265.50	$13,265.50	Liberty Ford
2006 Ford Focus T10	Admin	Vehicles	12/28/2007	9150	$13,015.50	$13,015.50	$13,015.50	Liberty Ford
Yale Fork Truck	District	Vehicles	1/23/2008	9150	$7,985.00	$7,985.00	$7,985.00	North Coast Lift Truck, Inc
Delivery	District	Vehicles	1/23/2008	9150	$210.00	$210.00	$210.00	North Coast Lift Truck, Inc
Fix Battery	District	Vehicles	1/23/2008	9150	$625.00	$625.00	$625.00	North Coast Lift Truck, Inc
Ford Focus	District	Vehicles	2/29/2008	9150	$12,475.00	$12,475.00	$12,475.00	Liberty Ford
dunp truck	District	Vehicles	2/22/2008	9150	$3,500.00	$3,500.00	$3,500.00	Valley Ford Truck Sales
Ford E150 T17	District	Vehicles	3/28/2008	9150	$16,475.00	$16,475.00	$16,475.00	Liberty Ford
Ford E150	District	Vehicles	3/20/2008	9150	$16,475.50	$16,475.50	$16,475.50	Liberty Ford
Ford E150	District	Vehicles	4/11/2008	9150	$16,000.00	$16,000.00	$16,000.00	Liberty Ford

OTHER

PROJECT December 31 2018	BUILDING	Land, Building Vehicles, F&E	CHECK DATE	SPECIAL COST CENTER	ESTIMATED COST	ACTUAL COST MTD	ACTUAL COST TO DATE	CONTRACTOR/ VENDOR
2005 Ford Focus T7	District	Vehicles	8/15/2008	9150	$9,614.95	$9,614.95	$9,614.95	Liberty Ford
2005 Ford F150	District	Vehicles	8/8/2008	9150	$14,425.50	$14,425.50	$14,425.50	Liberty Ford
2007 Ford Taurus	District	Vehicles	8/29/2008	9150	$10,975.50	$10,975.50	$10,975.50	Liberty Ford
Multipurpose Tractor	District	Vehicles	8/29/2008	9150	$16,272.50	$16,272.50	$16,272.50	Baker Vehicle Systems, Inc.
Multipurpose Tractor	District	Vehicles	9/11/2008	9150	$455.00	$455.00	$455.00	Baker Vehicle Systems, Inc.
2006 Ford F250 T2	District	Vehicles	10/23/2008	9150	$17,425.00	$17,425.00	$17,425.00	Liberty Ford
2004 Ford F-150 T5	District	Vehicles	11/26/2008	9150	$11,020.50	$11,020.50	$11,020.50	Liberty Ford
Terex Front Loader	District	Vehicles	1/23/2009	9150	$15,000.00	$15,000.00	$15,000.00	Falkenberg Excavating, Inc
2008 Ford F250	District	Vehicles	2/25/2009	9150	$16,895.50	$16,895.50	$16,895.50	Liberty Ford
2003 Chevy Venture Van	District	Vehicles	5/8/2009	9150	$9,875.47	$9,875.47	$9,875.47	Liberty Ford
2004 Ford Freestar T8	District	Vehicles	3/25/2010	9150	$7,543.50	$7,543.50	$7,543.50	Liberty Ford
2008 Mercury Mariner T1	District	Vehicles	4/9/2010	9150	$12,038.50	$12,038.50	$12,038.50	Liberty Ford
2008 Mercury Mariner Trade In T1	District	Vehicles	8/26/2010	9150	($15,000.00)	($15,000.00)	($15,000.00)	Liberty Ford
2007 Ford Focus T6	District	Vehicles	8/27/2010	9150	$9,298.87	$9,298.87	$9,298.87	Liberty Ford
2003 Ford Truck T14	District	Vehicles	8/27/2010	9150	$8,502.87	$8,502.87	$8,502.87	Liberty Ford
Lawn Mowers	District	Vehicles	8/13/2010	9150	$43,850.54	$43,850.54	$43,850.54	Baker Vehicle Systems, Inc.
2010 Ford E150 Van	District	Vehicles	10/8/2010	9150	$19,028.50	$19,028.50	$19,028.50	Liberty Ford
2007 Ford F150 T3	District	Vehicles	12/10/2010	9150	$13,273.50	$13,273.50	$13,273.50	Liberty Ford
2006 Ford F250 Trade In T2	District	Vehicles	7/29/2011	9150	($13,500.00)	($13,500.00)	($13,500.00)	Liberty Ford
2008 Ford F250	District	Vehicles	7/29/2011	9150	$25,023.50	$25,023.50	$25,023.50	Liberty Ford
2007 Ford F150 T3	District	Vehicles	9/8/2011	9150	($13,100.00)	($13,100.00)	($13,100.00)	Liberty Ford
2008 Ford F250	District	Vehicles	9/8/2011	9150	$26,683.50	$26,683.50	$26,683.50	Liberty Ford
2002 Chevy Venture Van T4	District	Vehicles	1/5/2012	9150	($1,000.00)	($1,000.00)	($1,000.00)	Liberty Ford
2004 Mercury Monterey T12	District	Vehicles	1/5/2012	9150	$11,551.50	$11,551.50	$11,551.50	Liberty Ford
2007 Ford E350 Van	District	Vehicles	6/14/2012	9150	$20,283.50	$20,283.50	$20,283.50	Liberty Ford
1995 Ford E350 Van	District	Vehicles	6/14/2012	9150	($7,500.00)	($7,500.00)	($7,500.00)	Liberty Ford
2004 Ford F150 T5	District	Vehicles	6/14/2012	9150	($1,000.00)	($1,000.00)	($1,000.00)	Liberty Ford
2011 Toyota	District	Vehicles	8/9/2012	9150	$23,771.50	$23,771.50	$23,771.50	Liberty Ford
2007 Ford Focus T6	District	Vehicles	8/9/2012	9150	($4,000.00)	($4,000.00)	($4,000.00)	Liberty Ford
2005 Ford Focus T7	District	Vehicles	8/9/2012	9150	($2,500.00)	($2,500.00)	($2,500.00)	Liberty Ford
2004 Ford Freestar T8	District	Vehicles	10/4/2012	9150	($2,500.00)	($2,500.00)	($2,500.00)	Liberty Ford
2001 Ford F250 T9	District	Vehicles	10/4/2012	9150	($4,500.00)	($4,500.00)	($4,500.00)	Liberty Ford
2008 Ford F250	District	Vehicles	10/4/2012	9150	$24,583.00	$24,583.00	$24,583.00	Liberty Ford
Various Trade-Ins	District	Vehicles	8/22/2013	9150	($18,500.00)	($18,500.00)	($18,500.00)	Liberty Ford
2006 Ford Focus T10	District	Vehicles	8/22/2013	9150	($4,000.00)	($4,000.00)	($4,000.00)	Liberty Ford
2004 Ford Ranger T11	Maintenance	Vehicles	8/22/2013	9150	($4,000.00)	($4,000.00)	($4,000.00)	Liberty Ford
2008 Ford F350	District	Vehicles	8/22/2013	9150	$32,273.50	$32,273.50	$32,273.50	Liberty Ford
2012 Dodge Grand Caravan	District	Vehicles	3/10/2014	9150	$17,283.50	$17,283.50	$17,283.50	Ganley Dodge, Inc.
2004 Mercury Monterey T12	District	Vehicles	3/10/2014	9150	($2,783.50)	($2,783.50)	($2,783.50)	Ganley Dodge, Inc.
2011 Ford F250	District	Vehicles	11/13/2014	9150	$30,220.50	$30,220.50	$30,220.50	Liberty Ford
2006 Ford Freestar T13	District	Vehicles	11/13/2014	9150	($1,000.00)	($1,000.00)	($1,000.00)	Liberty Ford
2003 Ford F250 T14	District	Vehicles	11/13/2014	9150	($9,000.00)	($9,000.00)	($9,000.00)	Liberty Ford
2010 Ford F250	District	Vehicles	1/29/2015	9150	$23,783.50	$23,783.50	$23,783.50	Liberty Ford
1999 Chevy Truck Trade-In	District	Vehicles	1/29/2015	9150	($5,000.00)	($5,000.00)	($5,000.00)	Liberty Ford
2011 Ford Ranger	District	Vehicles	4/30/2015	9150	$21,183.50	$21,183.50	$21,183.50	Liberty Ford

OTHER

PROJECT December 31 2018	BUILDING	Land, Building Vehicles, F&E	CHECK DATE	SPECIAL COST CENTER	ESTIMATED COST	ACTUAL COST MTD	ACTUAL COST TO DATE	CONTRACTOR/ VENDOR
EZ-Go Utility Vehicle	MS	Vehicles	11/19/2015	9150	$3,500.00	$3,500.00	$3,500.00	Baker Vehicle Systems, Inc.
2003 Ford Ranger T15	District	Vehicles	4/14/2016	9150	($1,583.50)	($1,583.50)	($1,583.50)	Liberty Ford
2012 Ford Escape	District	Vehicles	4/14/2016	9150	$14,583.50	$14,583.50	$14,583.50	Liberty Ford
EZ-Go Utility Vehicle-Trade In T16	High School	Vehicles	6/30/2016	9150	($804.00)	($804.00)	($804.00)	Baker Vehicle Systems, Inc.
Truckster Golf Cart	High School	Vehicles	6/30/2016	9150	$8,104.00	$8,104.00	$8,104.00	Baker Vehicle Systems, Inc.
EZ-Go Golf Cart	District	Vehicles	7/31/2016	9150	$7,424.00	$7,424.00	$7,424.00	Baker Vehicle Systems, Inc.
Ventrac 4227-Trade In	District	F&E	12/22/2016	9150	($2,500.00)	($2,500.00)	($2,500.00)	Baker Vehicle Systems, Inc.
Ventrac 4500 Tractor-Trade In	District	F&E	12/22/2016	9150	$32,834.94	$32,834.94	$32,834.94	Baker Vehicle Systems, Inc.
New Holland Tractor Cab	District	F&E	2/9/2017	9150	$7,405.00	$7,405.00	$7,405.00	Medina Tractor Sales
Year-end adjustment	District		6/30/2017	9314	$24,647.33	$24,647.33	$24,647.33	Move exp from SCC9314
2005 Ford E150 Van T17	District	Vehicles	9/22/2017	9150	($3,000.00)	($3,000.00)	($3,000.00)	Liberty Ford
2015 Ford Transit	District	Vehicles	9/22/2017	9150	$30,273.50	$30,273.50	$30,273.50	Liberty Ford
Planetarium Project:								
Planetarium Projection System	High School	F&E	5/2/2013	9150	$59,000.00	$59,000.00	$59,000.00	Spitz, Inc.
Planetarium Projection System	High School	F&E	6/27/2013	9150	$31,300.00	$31,300.00	$31,300.00	Spitz, Inc.
Planetarium Projection System	High School	F&E	4/30/2014	9150	($4,555.00)	($4,555.00)	($4,555.00)	Corr. Posting-To 004-9164
PTO Technology:								
Elmo Camera	Lomond	F&E	5/8/2009	9169	$636.00	$636.00	$636.00	Cousin's Video
Computer equipment	Boulevard	F&E	7/24/2009	9169	$10,861.00	$10,861.00	$10,861.00	Smart Ed Services
Computer equipment	Woodbury	F&E	6/30/2010	9169	$950.32	$950.32	$950.32	Easy Graphics and MCPc
Computer equipment	Boulevard	F&E	10/27/2010	9169	$6,534.60	$6,534.60	$6,534.60	Easy Graphics and MCPc
Computer equipment	Woodbury	F&E	8/30/2011	9169	$25,000.00	$25,000.00	$25,000.00	Smart Ed Services
Sound System	Mercer	F&E	1/31/2012	9169	$4,500.00	$4,500.00	$4,500.00	Soundcom Systems
Document Camera	Boulevard	F&E	4/30/2014	9169	$6,998.00	$6,998.00	$6,998.00	Corr. Posting-From FD 001 Tech
Chromebooks	Middle School	F&E	6/30/2016	9169	$14,520.00	$14,520.00	$14,520.00	CDI Computer Dealers Inc
HP LasetJet Printer	Middle School	F&E	1/10/2017	9169	$224.99	$224.99	$224.99	American Express-Amazon
Chromebooks	Middle School	F&E	1/26/2017	9169	$6,630.00	$6,630.00	$6,630.00	CDI Computer Dealers Inc
Computer Charging Station	Middle School	F&E	1/31/2017	9169	$889.65	$889.65	$889.65	School Outfitters
Smartboard	Middle School	F&E	3/16/2017	9169	$1,808.00	$1,808.00	$1,808.00	Tierney Brothers, Inc
Chromebooks	Middle School	F&E	4/7/2017	9169	($7,520.00)	($7,520.00)	($7,520.00)	CDI Computer Dealers Inc
Zing Laser Cutter	Middle School	F&E	6/29/2017	9169	$947.36	$947.36	$947.36	Buckeye Educational Systems
Video Card	Middle School	F&E	2/10/2019	9169	$630.94	$630.94	$630.94	Micro Center
Projector	Middle School	F&E	2/10/2019	9169	$521.70	$521.70	$521.70	CDW Government
Tech Supplies	District	F&E	3/10/2019	9169	$36.93	$36.93	$36.93	Ace Hardware
Tech Supplies	District	F&E	3/10/2019	9169	$249.72	$249.72	$249.72	Home Depot
Tech Supplies	District	F&E	3/10/2019	9169	$101.70	$101.70	$101.70	Amazon
Tech Supplies	District	F&E	3/10/2019	9169	$189.99	$189.99	$189.99	Amazon
Tech Supplies	District	F&E	3/10/2019	9169	$16.99	$16.99	$16.99	Microcenter
Tech Supplies	District	F&E	3/10/2019	9169	$19.99	$19.99	$19.99	Play N Trade
Cable Supplies	Middle School	F&E	4/10/2019	9169	$5.98	$5.98	$5.98	Amazon
Robotics Supplies	Middle School	F&E	4/10/2019	9169	$582.26	$582.26	$582.26	CustomInk
Robotics Supplies	Middle School	F&E	5/10/2019	9169	$610.69	$610.69	$610.69	CustomInk
Robotics Equipment	Middle School	F&E	6/10/2019	9169	$1,876.05	$1,876.05	$1,876.05	Home Depot

OTHER

PROJECT December 31 2018	BUILDING	Land, Building Vehicles, F&E	CHECK DATE	SPECIAL COST CENTER	ESTIMATED COST	ACTUAL COST MTD	ACTUAL COST TO DATE	CONTRACTOR/ VENDOR
PTO Projects:								
Maps and Signage	District	F&E	12/7/2009	9170	$1,890.00	$1,890.00	$1,890.00	Carrollgraphics
Signage	District	F&E	12/9/2009	9170	$447.00	$447.00	$447.00	Carrollgraphics
Onaway Pavers	Onaway	Building	6/30/2010	9170	$1,500.00	$1,500.00	$1,500.00	
MS Microwave	Middle School	F&E	4/30/2012	9170	$91.74	$91.74	$91.74	Staples
Personalized Learning Center:								
Professional Services-Code Study	PLC	Building	7/31/2014	9316	$5,200.00	$5,200.00	$5,200.00	Neville Architects
Window Blinds	PLC	F&E	8/28/2014	9316	$2,347.92	$2,347.92	$2,347.92	Rochelle Platt Window Treatments
Network Design/Implementation	PLC	F&E	8/28/2014	9316	$3,332.00	$3,332.00	$3,332.00	I/S Integration Specialists
Electrical Outlets	PLC	F&E	8/28/2014	9316	$2,700.00	$2,700.00	$2,700.00	Hidden Valley Electric Inc
Painting	PLC	F&E	8/22/2014	9316	$7,500.00	$7,500.00	$7,500.00	Quality Care Painting
Monthly Internet Access	PLC	F&E	8/18/2014	9316	$565.00	$565.00	$565.00	Time Warner
Take down and disposal of partitions	PLC	F&E	8/22/2014	9316	$880.00	$880.00	$880.00	J.C. Sharp Corp.
Monthly Internet Access	PLC	F&E	9/12/2014	9316	$476.83	$476.83	$476.83	Time Warner
Electrical Outlets	PLC	F&E	9/16/2014	9316	$1,600.00	$1,600.00	$1,600.00	Hidden Valley Electric Inc
Ceiling and ceiling tiles	PLC	F&E	9/16/2014	9316	$1,268.00	$1,268.00	$1,268.00	D&J Structural Contracting
Monthly Internet Access	PLC	F&E	10/22/2014	9316	$450.00	$450.00	$450.00	Time Warner
Fire Alarm System	PLC	F&E	10/16/2014	9316	$2,920.00	$2,920.00	$2,920.00	Continental Fire & Security
Emergency Lighting	PLC	F&E	10/23/2014	9316	$2,125.00	$2,125.00	$2,125.00	Hidden Valley Electric Inc
Carpet Tiles	PLC	F&E	11/13/2014	9316	$9,280.50	$9,280.50	$9,280.50	The Floor Show, Calvetta Bros.
Doors	PLC	F&E	11/13/2014	9316	$18,292.00	$18,292.00	$18,292.00	Midland Hardware
Monthly Internet Access	PLC	F&E	11/20/2014	9316	$450.00	$450.00	$450.00	Time Warner
Monthly Internet Access	PLC	F&E	12/12/2014	9316	$450.00	$450.00	$450.00	Time Warner
Monthly Internet Access	PLC	F&E	1/20/2015	9316	$450.00	$450.00	$450.00	Time Warner
Monthly Internet Access	PLC	F&E	2/17/2015	9316	$450.00	$450.00	$450.00	Time Warner
Surveillance Equipment	PLC	F&E	3/16/2015	9316	$7,200.00	$7,200.00	$7,200.00	21st Century Alarm/Data
Emergency Lighting Installation	PLC	F&E	3/16/2015	9316	$2,450.00	$2,450.00	$2,450.00	Hidden Valley Electric Inc
Fire Prevention System	PLC	F&E	4/9/2015	9316	$10,000.00	$10,000.00	$10,000.00	Breck's Plumbing Services
Fire Exit Devices	PLC	F&E	4/30/2015	9316	$2,754.89	$2,754.89	$2,754.89	Midland Hardware
Fire Prevention System	PLC	F&E	5/15/2015	9316	$7,540.00	$7,540.00	$7,540.00	Breck's Plumbing Services
Duct Work Installation	PLC	F&E	5/21/2015	9316	$5,150.00	$5,150.00	$5,150.00	Air-Temp Mechanical, Inc
Cable infrastructure and equipment	PLC	F&E	5/31/2015	9316	$10,539.09	$10,539.09	$10,539.09	Cable Communications
Desktop Computers	PLC	F&E	5/31/2015	9316	$3,858.35	$3,858.35	$3,858.35	Chicago Micro
Architectural Services	PLC	F&E	5/31/2015	9316	$15,556.75	$15,556.75	$15,556.75	Neville Architects
Architectural Services	PLC	F&E	5/31/2015	9316	$20,439.60	$20,439.60	$20,439.60	Neville Architects
Overage on furniture	PLC	F&E	5/31/2015	9316	$2,343.91	$2,343.91	$2,343.91	Various
Drywall, ceiling, bathroom and tile repairs	PLC	F&E	9/30/2015	9316	$17,667.00	$17,667.00	$17,667.00	D&J Structural Contracting
Architectural Services	PLC	F&E	9/30/2015	9316	$1,647.50	$1,647.50	$1,647.50	Neville Architects
Auditorium Equipment	PLC	F&E	10/29/2015	9316	$7,494.93	$7,494.93	$7,494.93	Tierney Brothers, Inc
Fire Alarm System	PLC	F&E	10/30/2015	9316	$2,414.00	$2,414.00	$2,414.00	Continental Fire & Security
Office Max & OMSP Receipt								
Woodbury Clock Tower								

OTHER

PROJECT December 31 2018	BUILDING	Land, Building Vehicles, F&E	CHECK DATE	SPECIAL COST CENTER	ESTIMATED COST	ACTUAL COST MTD	ACTUAL COST TO DATE	CONTRACTOR/ VENDOR
Cupola Repair	WO	Building	9/30/2015	9314	$42,896.42	$42,896.42	$42,896.42	Precision Environmental
Project Admin/Safety Assessment	WO	Building	9/30/2015	9314	$4,009.10	$4,009.10	$4,009.10	Van Auken Akins Architects
Clock Tower Repair	WO	Building	1/21/2016	9314	$6,319.51	$6,319.51	$6,319.51	Van Auken Akins Architects
Clock Tower Repair	WO	Building	2/18/2016	9314	$14,407.34	$14,407.34	$14,407.34	Van Auken Akins Architects
Clock Tower Repair	WO	Building	3/17/2016	9314	$2,737.35	$2,737.35	$2,737.35	Van Auken Akins Architects
Clock Tower Repair	WO	Building	4/14/2016	9314	$1,162.70	$1,162.70	$1,162.70	Van Auken Akins Architects
Clock Tower Repair	WO	Building	5/19/2016	9314	$5,320.00	$5,320.00	$5,320.00	Van Auken Akins Architects
Clock Tower Repair	WO	Building	5/31/2016	9314	$43,749.73	$43,749.73	$43,749.73	Envirocom Construction, Inc.
Clock Tower Repair	WO	Building	6/20/2016	9314	$209.42	$209.42	$209.42	Van Auken Akins Architects
Clock Tower Repair	WO	Building	7/31/2016	9314	$1,315.36	$1,315.36	$1,315.36	Professional Service Industries, Inc
Clock Tower Repair	WO	Building	7/21/2016	9314	$155,620.67	$155,620.67	$155,620.67	Envirocom Construction, Inc.
Clock Tower Repair	WO	Building	8/24/2016	9314	$128,403.75	$128,403.75	$128,403.75	Envirocom Construction, Inc.
Woodbury Pavers	WO	Land	8/25/2016	9314	$9,250.00	$9,250.00	$9,250.00	Romanin Concrete, Inc.
Brick display for Woodbury bell	WO	F&E	9/15/2016	9314	$3,432.56	$3,432.56	$3,432.56	Licursi Garden Center, Inc.
Bronze Plaque	WO	F&E	9/30/2016	9314	$1,128.75	$1,128.75	$1,128.75	Gino's Awards
Foam Boards	WO	F&E	9/30/2016	9314	$11.62	$11.62	$11.62	ARC Document Solutions
Rigging Service-Relocate bell	WO	F&E	9/29/2016	9314	$3,500.00	$3,500.00	$3,500.00	Shippers Highway Express, Inc.
Structural Steel Inspection	WO	F&E	9/22/2016	9314	$723.00	$723.00	$723.00	Professional Service Industries, Inc
New Brick Pedestal	WO	F&E	9/15/2016	9314	$4,925.00	$4,925.00	$4,925.00	R. Chapman Masonry & Const.
Clock Tower Repair	WO	F&E	10/28/2016	9314	$78,415.63	$78,415.63	$78,415.63	Envirocom Construction, Inc.
Clock Tower Gutter Replacement	WO	F&E	11/30/2016	9314	$4,613.83	$4,613.83	$4,613.83	Envirocom Construction, Inc.
Clock Tower Repair	WO	F&E	11/10/2016	9314	$3,715.00	$3,715.00	$3,715.00	Van Auken Akins Architects
Clock Tower Repair	WO	F&E	12/10/2016	9314	$1,445.20	$1,445.20	$1,445.20	Professional Service Industries, Inc
Clock Tower Repair	WO	F&E	12/22/2016	9314	$9,495.70	$9,495.70	$9,495.70	Van Auken Akins Architects
Clock Tower Repair	WO	F&E	1/18/2017	9314	$15,560.00	$15,560.00	$15,560.00	Envirocom Construction, Inc.
Parking Lot & Tennis Courts								
Tennis Court Improvements	District	Land	9/30/2015	9314	$10,501.10	$10,501.10	$10,501.10	Van Auken Akins Architects
Adminstration Parking Lot	District	Land	9/30/2015	9314	$9,900.00	$9,900.00	$9,900.00	Van Auken Akins Architects
Parking Lot & Tennis Court Repair	District	Land	12/17/2015	9314	$1,356.31	$1,356.31	$1,356.31	Van Auken Akins Architects
Parking Lot & Tennis Court Repair	District	Land	1/14/2016	9314	$3,800.00	$3,800.00	$3,800.00	Van Auken Akins Architects
Parking Lot & Tennis Court Repair	District	Land	1/31/2016	9314	$2,550.00	$2,550.00	$2,550.00	Van Auken Akins Architects
Parking Lot & Tennis Court Repair	District	Land	1/31/2016	9314	$3,476.85	$3,476.85	$3,476.85	Van Auken Akins Architects
Parking Lot & Tennis Court Repair	District	Land	2/29/2016	9314	$850.00	$850.00	$850.00	Van Auken Akins Architects
Parking Lot & Tennis Court Repair	District	Land	3/17/2016	9315	$2,550.88	$2,550.88	$2,550.88	Van Auken Akins Architects
Parking Lot & Tennis Court Repair	District	Land	4/14/2016	9315	$761.25	$761.25	$761.25	Van Auken Akins Architects
Parking Lot & Tennis Court Repair	District	Land	5/26/2016	9314	$24,750.00	$24,750.00	$24,750.00	Perrin Asphalt Company, Inc.
Parking Lot & Tennis Court Repair	District	Land	6/20/2016	9314	$851.91	$851.91	$851.91	Van Auken Akins Architects
Parking Lot & Tennis Court Repair	District	Land	6/30/2016	9314	$759.35	$759.35	$759.35	Van Auken Akins Architects
Parking Lot & Tennis Court Repair	District	Land	7/10/2016	9314	$479.50	$479.50	$479.50	Professional Service Industries, Inc
Parking Lot & Tennis Court Repair	District	Land	7/31/2016	9314	$127,905.71	$127,905.71	$127,905.71	Perrin Asphalt Company, Inc.
Parking Lot Landscaping	District	Land	7/31/2016	9314	$7,554.00	$7,554.00	$7,554.00	Bordonaros Landscaping Co.
Tennis Courts Drinking Fountain	HS	Land	7/26/2016	9314	$3,383.34	$3,383.34	$3,383.34	The Cleveland Plumbing Supply Co
Parking Lot & Tennis Court Repair	District	Land	8/11/2016	9314	$340,650.00	$340,650.00	$340,650.00	Perrin Asphalt Company, Inc.
Parking Lot & Tennis Court Repair	District	Land	10/20/2016	9314	$102,654.00	$102,654.00	$102,654.00	Perrin Asphalt Company, Inc.
Void prior FY Check #136725	District	Land	11/10/2016	9314	($850.00)	($850.00)	($850.00)	Van Auken Akins Architects

OTHER

PROJECT December 31 2018	BUILDING	Land, Building Vehicles, F&E	CHECK DATE	SPECIAL COST CENTER	ESTIMATED COST	ACTUAL COST MTD	ACTUAL COST TO DATE	CONTRACTOR/ VENDOR
Parking Lot & Tennis Court Repair	District	Land	11/10/2016	9314	$1,240.12	$1,240.12	$1,240.12	Van Auken Akins Architects
Parking Lot & Tennis Court Repair	District	Land	11/17/2016	9314	$4,528.22	$4,528.22	$4,528.22	Van Auken Akins Architects
Parking Lot & Tennis Court Repair	District	Land	12/10/2016	9314	$8,496.50	$8,496.50	$8,496.50	Professional Service Industries, Inc
Parking Lot & Tennis Court Repair	District	Land	1/12/2017	9314	$1,326.00	$1,326.00	$1,326.00	Van Auken Akins Architects
Tennis Court Improvements	District	F&E	1/19/2017	9314	$2,122.42	$2,122.42	$2,122.42	Oncourt Offcourt, LTD
Parking Lot & Tennis Court Repair	District	F&E	3/16/2017	9314	$324.99	$324.99	$324.99	Van Auken Akins Architects
Parking Lot & Tennis Court Repair	District	F&E	9/19/2017	9314	$64,897.75	$64,897.75	$64,897.75	Perrin Asphalt Company, Inc.
Assessment & Master Planning								
Assessment & Master Planning	District	Building	1/14/2016	9314	$28,125.20	$28,125.20	$28,125.20	Van Auken Akins Architects
Assessment & Master Planning	District	Building	1/28/2016	9314	$78,264.17	$78,264.17	$78,264.17	Van Auken Akins Architects
Assessment & Master Planning	District	Building	2/18/2016	9314	$4,282.09	$4,282.09	$4,282.09	Van Auken Akins Architects
Assessment & Master Planning	District	Building	3/17/2016	9314	$18,376.19	$18,376.19	$18,376.19	Van Auken Akins Architects
Assessment & Master Planning	District	Building	4/14/2016	9314	$11,298.00	$11,298.00	$11,298.00	Van Auken Akins Architects
Assessment & Master Planning	District	Building	5/19/2016	9314	$8,282.50	$8,282.50	$8,282.50	Van Auken Akins Architects
Assessment & Master Planning	District	Building	6/20/2016	9314	$1,506.32	$1,506.32	$1,506.32	Van Auken Akins Architects
Assessment & Master Planning	District	Building	6/30/2016	9314	$1,591.00	$1,591.00	$1,591.00	Van Auken Akins Architects
Middle School Site Analysis								
Middle School Boundary Survey	District	Building	8/25/2016	9314	$9,500.00	$9,500.00	$9,500.00	Dempsey Surveying Co.
Middle School Site Analysis	District	Building	9/15/2016	9314	$10,125.00	$10,125.00	$10,125.00	Van Auken Akins Architects
Middle School Site Analysis	District	Building	9/22/2016	9314	$3,402.50	$3,402.50	$3,402.50	Van Auken Akins Architects
Onaway Parking Lot								
Onaway Parking Lot	ON	Land	9/30/2015	9314	$9,900.00	$9,900.00	$9,900.00	Van Auken Akins Architects
Onaway Parking Lot	ON	Land	12/17/2015	9314	$412.50	$412.50	$412.50	Van Auken Akins Architects
Onaway Parking Lot	ON	Land	1/14/2016	9314	$3,800.00	$3,800.00	$3,800.00	Van Auken Akins Architects
Onaway Parking Lot	ON	Land	1/31/2016	9314	$1,237.50	$1,237.50	$1,237.50	Van Auken Akins Architects
Onaway Parking Lot	ON	Land	1/31/2016	9314	$1,650.00	$1,650.00	$1,650.00	Van Auken Akins Architects
Onaway Parking Lot	ON	Land	2/29/2016	9314	$412.50	$412.50	$412.50	Van Auken Akins Architects
Onaway Parking Lot	ON	Land	3/17/2016	9314	$1,237.50	$1,237.50	$1,237.50	Van Auken Akins Architects
Onaway Parking Lot	ON	Land	4/14/2016	9314	$330.00	$330.00	$330.00	Van Auken Akins Architects
Onaway Parking Lot	ON	Land	6/20/2016	9314	$330.00	$330.00	$330.00	Van Auken Akins Architects
Onaway Parking Lot	ON	Land	6/30/2016	9314	$330.00	$330.00	$330.00	Van Auken Akins Architects
Void prior FY Check #136725	ON	Land	11/10/2016	9314	($412.50)	($412.50)	($412.50)	Van Auken Akins Architects
Onaway Parking Lot	ON	Land	11/10/2016	9314	$412.50	$412.50	$412.50	Van Auken Akins Architects
Onaway Parking Lot	ON	Land	11/17/2016	9314	($660.00)	($660.00)	($660.00)	Van Auken Akins Architects
High School South Parking Lot								
High School South Parking Lot	HS	Land	1/31/2016	9314	$1,331.25	$1,331.25	$1,331.25	Van Auken Akins Architects
High School South Parking Lot	HS	Land	1/31/2016	9314	$1,775.00	$1,775.00	$1,775.00	Van Auken Akins Architects
High School South Parking Lot	HS	Land	2/29/2016	9314	$443.75	$443.75	$443.75	Van Auken Akins Architects
High School South Parking Lot	HS	Land	3/17/2016	9314	$1,331.25	$1,331.25	$1,331.25	Van Auken Akins Architects
High School South Parking Lot	HS	Land	4/14/2016	9314	$355.00	$355.00	$355.00	Van Auken Akins Architects
High School South Parking Lot	HS	Land	6/20/2016	9314	$355.00	$355.00	$355.00	Van Auken Akins Architects
High School South Parking Lot	HS	Land	6/30/2016	9314	$355.00	$355.00	$355.00	Van Auken Akins Architects

OTHER

PROJECT December 31 2018	BUILDING	Land, Building Vehicles, F&E	CHECK DATE	SPECIAL COST CENTER	ESTIMATED COST	ACTUAL COST MTD	ACTUAL COST TO DATE	CONTRACTOR/ VENDOR
High School South Parking Lot	HS	Land	9/30/2015	9314	$10,650.00	$10,650.00	$10,650.00	Van Auken Akins Architects
Void prior FY Check #136725	HS	Land	11/10/2016	9314	($443.75)	($443.75)	($443.75)	Van Auken Akins Architects
High School South Parking Lot	HS	Land	11/10/2016	9314	$443.75	$443.75	$443.75	Van Auken Akins Architects
High School South Parking Lot	HS	Land	11/17/2016	9314	($710.00)	($710.00)	($710.00)	Van Auken Akins Architects
Middle School Design Labs	MS	F&E	9/30/2015	9314	$7,500.00	$7,500.00	$7,500.00	Van Auken Akins Architects
Year-end adjustment	District		6/30/2017	9314	($24,647.33)	($24,647.33)	($24,647.33)	Move exp to SCC9150
Fernway Fire								
Fernway Fire Remediation	Fernway	Building	7/31/2018	9620	$250,000.00	$250,000.00	$250,000.00	All Disaster Services
Fernway Fire Remediation	Fernway	Building	8/8/2018	9620	$250,000.00	$250,000.00	$250,000.00	All Disaster Services
Fernway Fire Remediation	Fernway	Building	8/14/2018	9620	$200,000.00	$200,000.00	$200,000.00	All Disaster Services
Fernway Fire Remediation	Fernway	Building	8/24/2018	9620	$200,000.00	$200,000.00	$200,000.00	All Disaster Services
Fernway Parking Lot emergency Services	Fernway	Building	9/14/2018	9620	$10,000.00	$10,000.00	$10,000.00	Van Auken Akins Architects
Fernway Parking Lot emergency Services	Fernway	Building	9/30/2018	9620	$45.25	$45.25	$45.25	Van Auken Akins Architects
Fernway Fire Remediation	Fernway	Building	9/12/2018	9620	$360,000.00	$360,000.00	$360,000.00	All Disaster Services
Fernway Fire Remediation	Fernway	Building	9/24/2018	9620	$200,000.00	$200,000.00	$200,000.00	All Disaster Services
Fernway Fire Enhancements	Fernway	Building	10/30/2018	9620	$20,781.25	$20,781.25	$20,781.25	Van Auken Akins Architects
Fernway Fire Renovation	Fernway	Building	10/30/2018	9620	$61,592.13	$61,592.13	$61,592.13	Van Auken Akins Architects
Fernway Fire Remediation	Fernway	Building	10/19/2018	9620	$25,000.00	$25,000.00	$25,000.00	All Disaster Services
Fernway Fire Renovation	Fernway	Building	11/12/2018	9620	$51,521.34	$51,521.34	$51,521.34	Van Auken Akins Architects
Fernway Fire Remediation	Fernway	Building	11/15/2018	9620	$100,000.00	$100,000.00	$100,000.00	NBD International, Inc.
Fernway Fire Remediation	Fernway	Building	12/7/2018	9620	$18,465.00	$18,465.00	$18,465.00	Squire Legal expense
Fernway Fire Remediation	Fernway	Building	12/21/2018	9620	$64,928.50	$64,928.50	$64,928.50	Van Auken Akins Architects
Fernway Fire Remediation	Fernway	Building	12/12/2018	9620	$200,000.00	$200,000.00	$200,000.00	All Disaster Services
Fernway Fire Remediation	Fernway	Building	1/3/2019	9620	$319,054.00	$319,054.00	$319,054.00	All Disaster Services
Fernway Fire Remediation	Fernway	Building	1/17/2019	9620	$70,401.84	$70,401.84	$70,401.84	MDCB, LLC
Fernway Fire Remediation	Fernway	Building	1/17/2019	9620	$46,458.75	$46,458.75	$46,458.75	NBD International, Inc.
Fernway Fire Renovation	Fernway	Building	1/17/2019	9620	$112,632.66	$112,632.66	$112,632.66	Van Auken Akins Architects
Fernway Fire Renovation	Fernway	Building	2/4/2019	9620	$329,023.57	$329,023.57	$329,023.57	Gilbane Building Company
Fernway Fire Renovation	Fernway	Building	2/11/2019	9620	$368,756.90	$368,756.90	$368,756.90	Gilbane Building Company
Fernway Fire Renovation	Fernway	Building	2/21/2019	9620	$111,472.68	$111,472.68	$111,472.68	Van Auken Akins Architects
Fernway Fire Renovation	Fernway	Building	3/1/2019	9620	$387,059.10	$387,059.10	$387,059.10	Gilbane Building Company
Fernway Fire Renovation	Fernway	Building	3/26/2019	9620	$162,951.54	$162,951.54	$162,951.54	Gilbane Building Company
Fernway Fire Enhancements	Fernway	Building	3/26/2019	9620	$146,546.81	$146,546.81	$146,546.81	Van Auken Akins Architects
Project Management Services	Fernway	Building	3/27/2019	9620	$2,970.00	$2,970.00	$2,970.00	Cleora Management
Project Management Services	Fernway	Building	3/28/2019	9620	$7,640.72	$7,640.72	$7,640.72	Cleora Management
Fernway Building Enhancements	Fernway	Building	4/11/2019	9620	$9,800.00	$9,800.00	$9,800.00	Van Auken Akins Architects
Fernway Building Renovation	Fernway	Building	4/23/2019	9620	$76,632.55	$76,632.55	$76,632.55	Van Auken Akins Architects
Fernway Building Enhancements	Fernway	Building	4/23/2019	9620	$57,311.36	$57,311.36	$57,311.36	Van Auken Akins Architects
Fernway Building Renovation	Fernway	Building	4/23/2019	9620	$204,171.54	$204,171.54	$204,171.54	Gilbane Building Company
Project Management Services	Fernway	Building	5/13/2019	9620	$2,624.58	$2,624.58	$2,624.58	Cleora Management
Project Management Services	Fernway	Building	5/22/2019	9620	$3,264.61	$3,264.61	$3,264.61	Cleora Management
Fernway Building Enhancements	Fernway	Building	5/15/2019	9620	$76,993.50	$76,993.50	$76,993.50	Van Auken Akins Architects
Oversight and Remediation	Fernway	Building	5/22/2019	9620	$7,085.00	$7,085.00	$7,085.00	Electro-Analytical, Inc

OTHER

PROJECT December 31 2018	BUILDING	Land, Building Vehicles, F&E	CHECK DATE	SPECIAL COST CENTER	ESTIMATED COST	ACTUAL COST MTD	ACTUAL COST TO DATE	CONTRACTOR/ VENDOR
Fernway Building Enhancements	Fernway	Building	6/30/2019	9620	$26,011.88	$26,011.88	$26,011.88	Van Auken Akins Architects
Fernway Building Renovation	Fernway	Building	6/30/2019	9620	$40,902.98	$40,902.98	$40,902.98	Van Auken Akins Architects
Fernway Building Enhancements	Fernway	Building	6/30/2019	9620	$9.28	$9.28	$9.28	Van Auken Akins Architects
Fernway Building Renovation	Fernway	Building	6/10/2019	9620	$105,098.38	$105,098.38	$105,098.38	Gilbane Building Company
Fernway Abatement Oversight	Fernway	Building	6/12/2019	9620	$41,536.25	$41,536.25	$41,536.25	Electro-Analytical, Inc
FE Park/Playground Recording Costs	Fernway	F&E	6/20/2019	9620	$315.50	$315.50	$315.50	Chicago Title Insurance Co
Project Management Services	Fernway	Building	7/3/2019	9620	$8,273.34	$8,273.34	$8,273.34	Cleora Management
Fernway Fire Renovation	Fernway	Building	7/18/2019	9620	$168,282.78	$168,282.78	$168,282.78	Gilbane Building Company
Permit for Remodel & Addition	Fernway	Building	7/24/2019	9620	$41,167.91	$41,167.91	$41,167.91	City of Shaker Heights
Fernway Fire Renovation	Fernway	Building	7/25/2019	9620	$674,792.29	$674,792.29	$674,792.29	Gilbane Building Company
Professional Design Services	Fernway	Building	7/31/2019	9620	$171,509.13	$171,509.13	$171,509.13	Van Auken Akins Architects LLC
Fernway Building Enhancements	Fernway	Building	8/23/2019	9620	$27.84	$27.84	$27.84	Van Auken Akins Architects LLC
Fernway Building Renovation	Fernway	Building	8/23/2019	9620	$39,080.35	$39,080.35	$39,080.35	Van Auken Akins Architects LLC
Fernway Building Enhancements	Fernway	Building	8/30/2019	9620	$1,600.86	$1,600.86	$1,600.86	Van Auken Akins Architects LLC
Fernway Building Renovation	Fernway	Building	8/30/2019	9620	$26,730.20	$26,730.20	$26,730.20	Van Auken Akins Architects LLC
Fernway Building Enhancements	Fernway	Building	8/30/2019	9620	$9,577.24	$9,577.24	$9,577.24	Van Auken Akins Architects LLC
Fernway Building Renovation	Fernway	Building	8/30/2019	9620	$3,586.00	$3,586.00	$3,586.00	Cleora Management
Fernway Building Renovation	Fernway	Building	8/30/2019	9620	$1,389,695.15	$1,389,695.15	$1,389,695.15	Gilbane Building Company
Temporary Electrical Services Installation	Fernway	Building	9/20/2019	9620	$9,815.97	$9,815.97	$9,815.97	Illuminating Co.
Permanent Electrical Services Installation	Fernway	Building	9/30/2019	9620	$12,228.56	$12,228.56	$12,228.56	Illuminating Co.
Fernway Building Enhancements	Fernway	Building	9/30/2019	9620	$15,416.04	$15,416.04	$15,416.04	Van Auken Akins Architects LLC
Construction projects Adjustment	District	Building	9/30/2019	9620	($1,882,943.76)	($1,882,943.76)	($1,882,943.76)	Gilbane Building Company
Fernway Building Renovation	Fernway	Building	10/3/2019	9620	$1,764.13	$1,764.13	$1,764.13	Cleora Management
Fernway Building Renovation	Fernway	Building	10/21/2019	9620	$381,876.32	$381,876.32	$381,876.32	Gilbane Building Company
Fernway Building Renovation	Fernway	Building	10/22/2019	9620	$1,673.38	$1,673.38	$1,673.38	Cleora Management
Fernway Building Renovation	Fernway	Building	10/29/2019	9620	$33,119.62	$33,119.62	$33,119.62	Van Auken Akins Architects LLC
Fernway Building Enhancements	Fernway	Building	10/31/2019	9620	$10,141.42	$10,141.42	$10,141.42	Van Auken Akins Architects LLC
Fernway Building Renovation	Fernway	Building	10/31/2019	9620	$982,455.58	$982,455.58	$982,455.58	Gilbane Building Company
Fernway Building Renovation	Fernway	Building	11/26/2019	9620	$1,430,056.30	$1,430,056.30	$1,430,056.30	Gilbane Building Company
Testing and Inspection	Fernway	Building	11/30/2019	9620	$2,803.00	$2,803.00	$2,803.00	Professional Service Industries
Fernway Building Renovation	Fernway	Building	11/30/2019	9620	$9,500.09	$9,500.09	$9,500.09	Van Auken Akins Architects LLC
Fernway Building Enhancements	Fernway	Building	11/30/2019	9620	$4.75	$4.75	$4.75	Van Auken Akins Architects LLC
Fernway Building Renovation	Fernway	Building	12/17/2019	9620	$1,245,228.95	$1,245,228.95	$1,245,228.95	Gilbane Building Company
Fernway Building Renovation	Fernway	Building	12/6/2019	9620	$2,360.88	$2,360.88	$2,360.88	Cleora Management
Fernway Building Renovation	Fernway	Building	12/20/2019	9620	$3,528.26	$3,528.26	$3,528.26	Cleora Management
Fernway Building Enhancements	Fernway	Building	1/31/2020	9620	$10,171.88	$10,171.88	$10,171.88	Van Auken Akins Architects LLC
Fernway Building Renovation	Fernway	Building	1/31/2020	9620	$4,792.86	$4,792.86	$4,792.86	Van Auken Akins Architects LLC
Fernway Building Renovation	Fernway	Building	1/31/2020	9620	$1,490.00	$1,490.00	$1,490.00	Professional Service Industries
Fernway Building Renovation	Fernway	Building	1/31/2020	9620	$4,800.08	$4,800.08	$4,800.08	Van Auken Akins Architects LLC
Fernway Building Enhancements	Fernway	Building	1/31/2020	9620	$3,218.94	$3,218.94	$3,218.94	Van Auken Akins Architects LLC
Fernway Building Renovation	Fernway	Building	1/21/2020	9620	$2,921.88	$2,921.88	$2,921.88	Cleora Management
Fernway Building Renovation	Fernway	Building	1/21/2020	9620	$1,286,085.68	$1,286,085.68	$1,286,085.68	Gilbane Building Company
Fernway Building Renovation	Fernway	Building	2/28/2020	9620	$28,596.20	$28,596.20	$28,596.20	Van Auken Akins Architects LLC
Fernway Building Renovation	Fernway	Building	2/28/2020	9620	$4,678.26	$4,678.26	$4,678.26	Cleora Management
Fernway Building Renovation	Fernway	Building	2/28/2020	9620	$1,124,474.48	$1,124,474.48	$1,124,474.48	Gilbane Building Company

OTHER

PROJECT December 31 2018	BUILDING	Land, Building Vehicles, F&E	CHECK DATE	SPECIAL COST CENTER	ESTIMATED COST	ACTUAL COST MTD	ACTUAL COST TO DATE	CONTRACTOR/ VENDOR
Fernway Building Renovation	Fernway	Building	3/31/2020	9620	$963,310.53	$963,310.53	$963,310.53	Gilbane Building Company
Project Management Services	Fernway	Building	3/31/2020	9620	$8,926.50	$8,926.50	$8,926.50	Cleora Management
Water Department Permits	Fernway	Building	3/31/2020	9620	$2,645.00	$2,645.00	$2,645.00	City of Cleveland
Reinstall AT&T Facilities	Fernway	F&E	4/30/2020	9620	$18,467.42	$18,467.42	$18,467.42	AT&T
Fernway Building Renovation	Fernway	Building	4/30/2020	9620	$8,568.15	$8,568.15	$8,568.15	Van Auken Akins Architects LLC
Fernway Building Enhancements	Fernway	Building	4/30/2020	9620	$4,681.25	$4,681.25	$4,681.25	Van Auken Akins Architects LLC
Fernway Building Renovation	Fernway	Building	4/30/2020	9620	$1,606,656.76	$1,606,656.76	$1,606,656.76	Gilbane Building Company
Project Management Services	Fernway	Building	4/30/2020	9620	$9,979.75	$9,979.75	$9,979.75	Cleora Management
Testing and Inspection	Fernway	Building	5/20/2020	9620	$555.73	$555.73	$555.73	Professional Service Industries
Fernway Building Renovation	Fernway	Building	5/29/2020	9620	$4,678.00	$4,678.00	$4,678.00	Van Auken Akins Architects LLC
Fernway Building Enhancements	Fernway	Building	5/29/2020	9620	$8,484.85	$8,484.85	$8,484.85	Van Auken Akins Architects LLC
Fernway Building Renovation	Fernway	Building	5/31/2020	9620	$2,356,703.27	$2,356,703.27	$2,356,703.27	Gilbane Building Company
Project Management Services	Fernway	Building	5/31/2020	9620	$12,626.62	$12,626.62	$12,626.62	Cleora Management
Testing and Inspection	Fernway	Building	6/19/2020	9620	$106.66	$106.66	$106.66	Professional Service Industries
Fernway Building Renovation	Fernway	Building	6/30/2020	9620	$10,157.29	$10,157.29	$10,157.29	Van Auken Akins Architects LLC
Fernway Building Enhancements	Fernway	Building	6/30/2020	9620	$2,764.00	$2,764.00	$2,764.00	Van Auken Akins Architects LLC
Fernway Building Renovation	Fernway	Building	6/30/2020	9620	$1,440,337.94	$1,440,337.94	$1,440,337.94	Gilbane Building Company
Project Management Services	Fernway	Building	6/30/2020	9620	$13,843.50	$13,843.50	$13,843.50	Cleora Management
Testing and Inspection	Fernway	Building	6/30/2020	9620	$130.87	$130.87	$130.87	Professional Service Industries
Testing and Inspection	Fernway	Building	7/31/2020	9620	$4,555.00	$4,555.00	$4,555.00	Professional Service Industries
Project Management Services	Fernway	Building	7/31/2020	9620	$14,976.50	$14,976.50	$14,976.50	Cleora Management
Fernway Building Renovation	Fernway	Building	7/31/2020	9620	$903,410.70	$903,410.70	$903,410.70	Gilbane Building Company
Fernway Building Renovation	Fernway	Building	7/31/2020	9620	$10,394.19	$10,394.19	$10,394.19	Van Auken Akins Architects LLC
Fernway Building Enhancements	Fernway	Building	7/31/2020	9620	$2,764.00	$2,764.00	$2,764.00	Van Auken Akins Architects LLC
Project Management Services	Fernway	Building	8/31/2020	9620	$14,414.12	$14,414.12	$14,414.12	Cleora Management
Fernway Building Renovation	Fernway	Building	8/31/2020	9620	$462,039.29	$462,039.29	$462,039.29	Gilbane Building Company
Fernway Building Renovation	Fernway	Building	8/31/2020	9620	$9,960.62	$9,960.62	$9,960.62	Van Auken Akins Architects LLC
Fernway Building Enhancements	Fernway	Building	8/31/2020	9620	$5,791.91	$5,791.91	$5,791.91	Van Auken Akins Architects LLC
Fernway Building Renovation	Fernway	Building	9/30/2020	9620	$8,654.98	$8,654.98	$8,654.98	Van Auken Akins Architects LLC
Project Management Services	Fernway	Building	9/30/2020	9620	$4,479.75	$4,479.75	$4,479.75	Cleora Management
Testing and Inspection Refund	Fernway	Building	10/31/2020	9620	($2,948.00)	($2,948.00)	($2,948.00)	Professional Service Industries
Fernway Building Renovation	Fernway	Building	11/3/2020	9620	$6,611.25	$6,611.25	$6,611.25	Van Auken Akins Architects LLC
AASL FY21 Library Grant								
Library Purchases for FE	Fernway	F&E	10/30/2020	9121	$10,213.31	$10,213.31	$10,213.31	Follett Library Resources
Library Purchases for FE	Fernway	F&E	11/30/2020	9121	$2,909.59	$2,909.59	$2,909.59	Follett Library Resources
Total Non-Bond - Other							**$31,077,225.62**	

T# - Vehicle Trade In Reference

NON-BOND SOURCES
SSF PROJECTS

PROJECT December 31 2018	BUILDING	Land, Building Vehicles, F&E	CHECK DATE	SPECIAL COST CENTER	ESTIMATED COST	ACTUAL COST MTD	ACTUAL COST TO DATE	CONTRACTOR/ VENDOR
Peter's Garden								
excavation, furnishings, irrigation & landscaping	Onaway	Land Impr	11/14/2005	9164	$106,007.28	$106,007.28	$106,007.28	Vizmeg Landscape Inc.
correction to SSF share for P's Garden	Onaway	Land Impr	6/30/2006	9164	($702.00)	($702.00)	($702.00)	transfer to nonbond fund SCC 9150
site improvement landscaping	Onaway	Land Impr	1/13/2006	9164	$2,685.12	$2,685.12	$2,685.12	Vizmeg Landscape Inc.
site improvement landscaping	Onaway	Land Impr	1/27/2006	9164	$5,485.60	$5,485.60	$5,485.60	Vizmeg Landscape Inc.
School Technology Projects								
reimbursement for 2 projectors	District	9165	6/30/2006	9165	$1,688.00	$1,688.00	$1,688.00	reimb to District (SMART Ed Serv)
reimb for installation of 2 Smart bds	High School	F&E	6/30/2006	9165	$3,007.00	$3,007.00	$3,007.00	reimb to District (SMART Ed Serv)
R&W contribtn for 12 flat monitors	Fernway	F&E	6/30/2006	9165	$1,200.00	$1,200.00	$1,200.00	reimb to District (Dell Comp)
R&W contribtn for TV installations	Mercer	F&E	8/26/2006	9165	$2,800.00	$2,800.00	$2,800.00	reimb to District (labor costs)
partial reimbursemnt for 4 projectors*	District	F&E	6/30/2006	9165	$1,936.00	$1,936.00	$1,936.00	reimbursement to District
R&W contribtn toward 4 projectors*	District	F&E	6/30/2006	9165	$1,259.05	$1,259.05	$1,259.05	reimbursement to District
R&W contribtn for 22 computers*	Middle School	F&E	6/30/2006	9165	$19,584.00	$19,584.00	$19,584.00	reimbursement to District
R&W contribtn for 10 computers*	Lomond	F&E	7/18/2006	9165	$9,546.00	$9,546.00	$9,546.00	reimb to District (Dell Comp)
R&W contribtn for sound system	Boulevard	F&E	5/19/2007	9165	$389.00	$389.00	$389.00	reimbursement to District
R&W contribtn - projector & lamp	Boulevard	F&E	5/19/2007	9165	$789.00	$789.00	$789.00	reimbursement to District
R&W contribtn for sound system	Fernway	F&E	5/19/2007	9165	$389.00	$389.00	$389.00	reimbursement to District
R&W contribtn-2 projectors & lamps	Fernway	F&E	5/19/2007	9165	$2,075.09	$2,075.09	$2,075.09	reimbursement to District
R&W contribtn-auditorium computer	Woodbury	F&E	5/19/2007	9165	$726.00	$726.00	$726.00	reimbursement to District
Computer paid by SSF	Lomond	F&E	3/15/2008	9165	$1,025.00	$1,025.00	$1,025.00	Shaker Schools Foundation
Computer paid by SSF	Lomond	F&E	3/15/2008	9165	$2,694.00	$2,694.00	$2,694.00	Shaker Schools Foundation
construction documents-auditorium	Woodbury	Building	7/31/2006	9162	$927.05	$927.05	$927.05	City Architecture
construction documents-auditorium	Woodbury	Building	12/20/2006	9162	$1,414.73	$1,414.73	$1,414.73	City Architecture
Computer and Sound Equipment	District	F&E	10/31/2008	9167	$26,278.98	$26,278.98	$26,278.98	Simon Technology Solutions
Sound System for Choir Room	High School	F&E	11/26/2008	9167	$2,340.00	$2,340.00	$2,340.00	Sound Solutions
Installation labor	Onaway	F&E	1/9/2009	9167	$1,057.50	$1,057.50	$1,057.50	Simon Technology Solutions
Installation labor	Boulevard	F&E	1/9/2009	9167	$1,527.50	$1,527.50	$1,527.50	Simon Technology Solutions
Computer and Sound Equipment	District	F&E	3/6/2009	9167	$46,360.61	$46,360.61	$46,360.61	Smart Ed. Services
Adjust coding - SmartBoard/Projector	District	F&E	4/29/2009	9167	$4,658.00	$4,658.00	$4,658.00	Transfer from Technology
Adjust coding - Camera	District	F&E	4/29/2009	9167	$636.00	$636.00	$636.00	Transfer from Technology
Distance learning equipment	District	F&E	7/24/2009	9167	$3,003.48	$3,003.48	$3,003.48	Wide Area Media
Smartboards-ME, WO	District	F&E	5/28/2010	9167	$6,265.00	$6,265.00	$6,265.00	Smart Ed. Services
Lecture Podium and Flag Poles	District	F&E	6/30/2010	9165	$1,055.00	$1,055.00	$1,055.00	Shaker Schools Foundation
Smartboards-BO	Boulevard	F&E	8/5/2010	9167	$7,589.00	$7,589.00	$7,589.00	Smart Ed. Services
Havorka-Laptop	District	F&E	9/30/2010	9165	$1,200.00	$1,200.00	$1,200.00	Shaker Schools Foundation
Netbooks-MS	Middle School	F&E	9/30/2010	9167	$1,055.70	$1,055.70	$1,055.70	Shaker Schools Foundation
Smartboards	District	F&E	9/30/2010	9167	$18,180.00	$18,180.00	$18,180.00	Shaker Schools Foundation
Smartboards-ON	Onaway	F&E	9/30/2010	9167	$3,134.00	$3,134.00	$3,134.00	Shaker Schools Foundation
Adjust Coding-Sound System	Onaway	F&E	6/6/2011	9167	$1,588.00	$1,588.00	$1,588.00	Transfer from Technology
Adjust Coding-Poster Printer	Boulevard	F&E	6/6/2011	9167	$1,682.50	$1,682.50	$1,682.50	Transfer from Technology
Adjust Coding-Small Aud Projector	High School	F&E	6/20/2011	9167	$6,934.00	$6,934.00	$6,934.00	Transfer from Technology
Adjust Coding-Phys Ed Projector	Middle School	F&E	6/20/2011	9167	$640.00	$640.00	$640.00	Transfer from Technology

Lar

SSF PROJECTS

PROJECT December 31 2018	BUILDING	Land, Building Vehicles, F&E	CHECK DATE	SPECIAL COST CENTER	ESTIMATED COST	ACTUAL COST MTD	ACTUAL COST TO DATE	CONTRACTOR/ VENDOR
Smartboard and Installation	Woodbury	F&E	8/30/2011	9167	$9,500.00	$9,500.00	$9,500.00	Smart Ed. Services
Adjust Coding-Smartboard	High School	F&E	8/31/2011	9167	$1,649.00	$1,649.00	$1,649.00	Transfer from Technology
Adjust Coding-Dell Netbook	High School	F&E	8/31/2011	9167	$5,195.25	$5,195.25	$5,195.25	Transfer from Technology
Adjust Coding-Smartboards	District	F&E	10/31/2011	9167	$24,308.00	$24,308.00	$24,308.00	Transfer from Technology
Adjust Coding-Dell Computers	District	F&E	10/31/2011	9167	$9,350.00	$9,350.00	$9,350.00	Transfer from Technology
Laptop Cart	Middle School	F&E	10/27/2011	9167	$1,201.20	$1,201.20	$1,201.20	Spectrum Industries
Smartboard and Installation	Middle School	F&E	11/11/2011	9167	$1,802.00	$1,802.00	$1,802.00	Smart Ed. Services
Dell Laptop	Middle School	F&E	11/17/2011	9167	$3,450.00	$3,450.00	$3,450.00	Dell Computer
Smartboards and Installation	Fernway	F&E	4/30/2012	9167	$8,625.00	$8,625.00	$8,625.00	Dell Computer
Portable Document Camera	District	F&E	5/4/2012	9167	$579.00	$579.00	$579.00	Easy Graphics Corp.
iPads and AppleCare	District	F&E	6/8/2012	9167	$1,143.99	$1,143.99	$1,143.99	Apple Inc.
iPad and AppleCare	Middle School	F&E	7/11/2012	9167	$598.00	$598.00	$598.00	Apple Inc.
AverVision Document Camera	Onaway	F&E	9/13/2012	9167	$1,757.00	$1,757.00	$1,757.00	Easy Graphics Corp.
Smartboard and Installation	Middle School	F&E	9/20/2012	9167	$3,586.00	$3,586.00	$3,586.00	Smart Ed. Services
Document Camera	Mercer	F&E	10/25/2012	9167	$1,096.00	$1,096.00	$1,096.00	Easy Graphics Corp.
Smartboards and Installation	District	F&E	11/15/2012	9167	$16,476.00	$16,476.00	$16,476.00	Smart Ed. Services
Turning Point NXT 26	Woodbury	F&E	11/29/2012	9167	$8,586.95	$8,586.95	$8,586.95	Easy Graphics Corp.
Document Camera	Mercer	F&E	12/27/2012	9167	$1,645.00	$1,645.00	$1,645.00	Easy Graphics Corp.
OptiPlex 790 Desktop PC	Boulevard	F&E	1/18/2013	9167	$11,763.75	$11,763.75	$11,763.75	Dell Computer
Document Camera	Mercer	F&E	2/21/2013	9167	$1,645.00	$1,645.00	$1,645.00	Easy Graphics Corp.
Document Camera	Mercer	F&E	3/28/2013	9167	$552.00	$552.00	$552.00	Easy Graphics Corp.
Document Camera	High School	F&E	4/30/2013	9167	$1,257.52	$1,257.52	$1,257.52	CDW*Government
Photoshop License	District	F&E	4/11/2013	9167	$320.02	$320.02	$320.02	CDW*Government
Electronic Equipment	District	F&E	5/31/2013	9167	$7,372.00	$7,372.00	$7,372.00	Schoolhouse Electronics, LLC
Document Camera	Mercer	F&E	7/31/2013	9167	$1,674.00	$1,674.00	$1,674.00	Easy Graphics Corp.
License & Development Plan	Woodbury	F&E	8/22/2013	9167	$2,715.00	$2,715.00	$2,715.00	Easy Graphics Corp.
Turning Point Set & Doc Camera	District	F&E	9/19/2013	9167	$7,359.20	$7,359.20	$7,359.20	Easy Graphics Corp.
Smartboards	Middle School	F&E	9/19/2013	9167	$7,945.00	$7,945.00	$7,945.00	Tierney Brothers, Inc
Document Camera	Onaway	F&E	9/26/2013	9167	$1,178.00	$1,178.00	$1,178.00	Easy Graphics Corp.
Adjust Coding-Artboards	District	F&E	9/22/2013	9167	$3,618.77	$3,618.77	$3,618.77	Transfer from Technology
Smartboard Installation	Middle School	F&E	10/9/2013	9167	$1,610.00	$1,610.00	$1,610.00	Tierney Brothers, Inc
Document Camera	Onaway	F&E	11/8/2013	9167	$579.00	$579.00	$579.00	Easy Graphics Corp.
Document Camera	Onaway	F&E	11/14/2013	9167	$594.00	$594.00	$594.00	Easy Graphics Corp.
3D Printer	High School	F&E	11/14/2013	9167	$2,627.19	$2,627.19	$2,627.19	Makerbot Industries
Hardware Support	Woodbury	F&E	12/19/2013	9167	$1,275.00	$1,275.00	$1,275.00	CDW*Government
Document Camera	Onaway	F&E	12/31/2013	9167	$1,181.50	$1,181.50	$1,181.50	Easy Graphics Corp.
Laptop Cart	Woodbury	F&E	12/13/2013	9167	$9,190.79	$9,190.79	$9,190.79	CDW*Government
Electronic Equipment	Middle School	F&E	12/13/2013	9167	$2,580.00	$2,580.00	$2,580.00	Schoolhouse Electronics, LLC
Digital Camera	Mercer	F&E	1/24/2014	9167	$273.95	$273.95	$273.95	Amazon.com
Smartboard and Installation	High School	F&E	1/17/2014	9167	$1,821.00	$1,821.00	$1,821.00	Tierney Brothers, Inc
HP Care Pack Hardware Support	Mercer	F&E	6/30/2014	9167	$2,669.05	$2,669.05	$2,669.05	CDW*Government
Computer Equipment & Warranty	Fernway	F&E	7/31/2014	9167	$11,925.44	$11,925.44	$11,925.44	CDW*Government
iPad Mini and AppleCare	Onaway	F&E	11/20/2014	9167	$2,868.00	$2,868.00	$2,868.00	Apple Inc.
Document Cameras	Onaway	F&E	12/11/2014	9167	$1,194.00	$1,194.00	$1,194.00	Easy Graphics Corp.
Smartboards and Service	Woodbury	F&E	12/29/2014	9167	$4,198.50	$4,198.50	$4,198.50	Tierney Brothers, Inc

SSF PROJECTS

PROJECT December 31 2018	BUILDING	Land, Building Vehicles, F&E	CHECK DATE	SPECIAL COST CENTER	ESTIMATED COST	ACTUAL COST MTD	ACTUAL COST TO DATE	CONTRACTOR/ VENDOR
Smartboards	Mercer	F&E	1/22/2015	9167	$2,198.00	$2,198.00	$2,198.00	Tierney Brothers, Inc
Smartboard Mount	Mercer	F&E	2/23/2015	9167	$349.00	$349.00	$349.00	Tierney Brothers, Inc
Smartboard Mount and Service	Mercer	F&E	4/16/2015	9167	$760.00	$760.00	$760.00	Tierney Brothers, Inc
Document Camera	Middle School	F&E	5/21/2015	9167	$2,725.00	$2,725.00	$2,725.00	Easy Graphics Corp.
Digital Cameras and Flash Drives	Lomond	F&E	10/10/2015	9167	$2,439.60	$2,439.60	$2,439.60	Amazon.com
Document Cameras	District	F&E	11/30/2015	9167	$842.00	$842.00	$842.00	Easy Graphics Corp.
Projector, equipment & installation	Onaway	F&E	12/10/2015	9167	$2,855.17	$2,855.17	$2,855.17	Tierney Brothers, Inc
Chromebooks	District	F&E	4/30/2016	9167	$65,044.00	$65,044.00	$65,044.00	CDW*Government
Chromebooks	District	F&E	6/30/2016	9167	$8,999.98	$8,999.98	$8,999.98	CDI Computer Dealers Inc
Charging Station	Boulevard	F&E	9/15/2016	9167	$1,639.62	$1,639.62	$1,639.62	School Outfitters
Chromebooks	District	F&E	11/10/2016	9167	$23,340.04	$23,340.04	$23,340.04	CDI Computer Dealers Inc
Smartboard and mount	Mercer	F&E	11/10/2016	9167	$538.00	$538.00	$538.00	Tierney Brothers, Inc
Sound System	Woodbury	F&E	12/8/2016	9167	$2,198.00	$2,198.00	$2,198.00	Tierney Brothers, Inc
Smartboard	Mercer	F&E	12/8/2016	9167	$1,479.00	$1,479.00	$1,479.00	Tierney Brothers, Inc
Software Licenses	Mercer	F&E	2/28/2017	9167	$989.55	$989.55	$989.55	Learning A-Z
Pugmill-Clay Machine	Woodbury	F&E	5/4/2017	9167	$4,499.00	$4,499.00	$4,499.00	Sheffield Pottery
Zing Laser Cutter	Middle School	F&E	6/29/2017	9167	$3,563.72	$3,563.72	$3,563.72	Buckeye Educational Systems
Correction of prior period expense		F&E	12/31/2017	9165	$94,742.74	$94,742.74	$94,742.74	Move exp from SCC 9150
Correction of prior period expense		F&E	12/31/2017	9167	$33,244.34	$33,244.34	$33,244.34	Move exp from SCC 9150
iPad cases for HS Music	High School	F&E	3/10/2018	9167	$161.92	$161.92	$161.92	Amazon.com
iPad and AppleCare	High School	F&E	4/13/2018	9167	$1,194.00	$1,194.00	$1,194.00	Apple Inc.
iPad reimbursement	Boulevard	F&E	5/11/2018	9167	($135.00)	($135.00)	($135.00)	SSF Grant
iPad and AppleCare	Boulevard	F&E	6/12/2018	9167	$378.00	$378.00	$378.00	Apple Inc.
Newsela Subscription	Woodbury	F&E	11/29/2018	9167	$3,000.00	$3,000.00	$3,000.00	Newsela, Inc
Computer for Art Room	High School	F&E	1/11/2019	9167	$1,185.97	$1,185.97	$1,185.97	Dell Computer
Cables for Art Room Computer	High School	F&E	1/17/2019	9167	$874.21	$874.21	$874.21	Cable Communications
Read & Write Subscription	District	F&E	2/28/2019	9167	$12,176.80	$12,176.80	$12,176.80	Textheld, Inc.
OptiPlex Desktop Computers	High School	F&E	7/31/2019	9167	$2,000.57	$2,000.57	$2,000.57	Dell Computer
eSports Club Equipment	High School	F&E	9/10/2019	9167	$844.88	$844.88	$844.88	Microcenter
eSports Club Equipment	High School	F&E	10/10/2019	9167	$466.97	$466.97	$466.97	Amazon.com
3D Printer	High School	F&E	11/30/2019	9167	$5,001.26	$5,001.26	$5,001.26	Form Labs, Inc
3D Printer Software	High School	F&E	12/10/2019	9167	$585.00	$585.00	$585.00	Robert McNeel & Associates
Art iPads	High School	F&E	12/10/2019	9167	$2,438.94	$2,438.94	$2,438.94	Amazon.com
SAM labs	Mercer	F&E	2/28/2020	9167	$3,798.00	$3,798.00	$3,798.00	SAM labs Inc.
iPod Touch & Applecare	Woodbury	F&E	2/28/2020	9167	$3,870.00	$3,870.00	$3,870.00	Apple Inc.
iPad cases	Woodbury	F&E	3/31/2020	9167	$134.70	$134.70	$134.70	Apple Inc.
Dell Laptop	High School	F&E	3/31/2020	9167	$36,118.00	$36,118.00	$36,118.00	Dell Computer
Hot Spot-COVID-19	District	F&E	6/30/2020	9167	$20,755.00	$20,755.00	$20,755.00	Sprint
Dell Laptop-Reclassify	High School	F&E	6/30/2020	9167	($36,118.00)	($36,118.00)	($36,118.00)	Dell Computer
Applecare for schools	District	F&E	11/30/2020	9167	$545.00	$545.00	$545.00	Apple Inc.
SSF Tech-Shaker's First Class								
iPads and AppleCare	District	F&E	5/20/2016	9165	$13,460.00	$13,460.00	$13,460.00	Apple Inc.
iPad charging dock	District	F&E	6/20/2016	9165	$1,203.28	$1,203.28	$1,203.28	CDW*Government
iPad cases	District	F&E	6/23/2016	9165	$1,009.80	$1,009.80	$1,009.80	CDW*Government
Document Cameras	District	F&E	6/23/2016	9165	$563.00	$563.00	$563.00	Easy Graphics Corp.

SSF PROJECTS

PROJECT December 31 2018	BUILDING	Land, Building Vehicles, F&E	CHECK DATE	SPECIAL COST CENTER	ESTIMATED COST	ACTUAL COST MTD	ACTUAL COST TO DATE	CONTRACTOR/ VENDOR
Books	District	F&E	8/25/2016	9165	$333.98	$333.98	$333.98	Lakeshore Learning Materials
Books	District	F&E	9/15/2016	9165	$132.30	$132.30	$132.30	DEMCO
Books	District	F&E	9/9/2016	9165	$354.90	$354.90	$354.90	The Library Store, Inc
High School Large Auditorium								
SSF share of total cost	High School	Building	2/29/2008	9166	$800,000.00	$800,000.00	$800,000.00	Shaker Schools Foundation
SSF share of total cost	High School	Building	7/31/2008	9166	$70,000.00	$70,000.00	$70,000.00	Shaker Schools Foundation
SSF share of total cost	High School	Building	6/30/2010	9166	$100,000.00	$100,000.00	$100,000.00	Shaker Schools Foundation
SSF share of total cost	High School	Building	3/31/2012	9166	$68,125.30	$68,125.30	$68,125.30	SSF (10/31/2009)
Craig Stout Technology Projects								
Computer and Sound Equipment	Library	F&E	9/11/2008	9168	$15,591.00	$15,591.00	$15,591.00	Easy Graphics Corp.
Document Cameras	District	F&E	11/25/2008	9168	$2,661.08	$2,661.08	$2,661.08	CDW*Government Inc
Computer and Sound Equipment	District	F&E	3/6/2009	9168	$74,777.07	$74,777.07	$74,777.07	Smart Ed. Services
Turning Point-Receiver, Case, Card	District	F&E	12/15/2011	9168	$642.00	$642.00	$642.00	Easy Graphics Corp.
eInstruction Mobi System	High School	F&E	1/19/2012	9168	$1,398.00	$1,398.00	$1,398.00	CIM Technology Solutions
Kindles**	District	F&E	12/9/2011	9168	$594.00	$594.00	$594.00	Corr. Posting-From Fund 001 Tech.
Distribution of Posting**	District	F&E	3/6/2009	9168	$3,873.00	$3,873.00	$3,873.00	Corr. Posting-From Fund 001 Tech.
Distribution of Posting**	District	F&E	5/22/2009	9168	$5,097.85	$5,097.85	$5,097.85	Corr. Posting-From Fund 001 Tech.
High School Planetarium Project								
Planetarium Projection System	High School	F&E	6/27/2013	9164	$86,572.50	$86,572.50	$86,572.50	Spitz, Inc.
Planetarium Projection System	High School	F&E	10/31/2013	9164	$58,872.50	$58,872.50	$58,872.50	Spitz, Inc.
Planetarium Projection System	High School	F&E	10/31/2013	9167	$6,000.00	$6,000.00	$6,000.00	Spitz, Inc.
Planetarium Projection System	High School	F&E	4/30/2014	9164	$4,555.00	$4,555.00	$4,555.00	Corr. Posting-From 004-9150
Personalized Learning Center Donor Support								
Laptops and Projectors	PLC	F&E	6/26/2014	9315	$3,232.93	$3,232.93	$3,232.93	CDW*Government
Equipment Cart and marker Board	PLC	F&E	6/26/2014	9315	$973.28	$973.28	$973.28	DEMCO, Inc.
Telephones, Licenses & Equipment	PLC	F&E	6/26/2014	9315	$9,091.00	$9,091.00	$9,091.00	Information Systems Integration
Computer Equipment	PLC	F&E	7/10/2014	9315	$2,568.85	$2,568.85	$2,568.85	Various online stores
iPad	PLC	F&E	7/18/2014	9315	$4,580.00	$4,580.00	$4,580.00	Apple Store
Computer Equipment & Service	PLC	F&E	8/22/2014	9315	$23,629.49	$23,629.49	$23,629.49	CDW*Government
Furniture	PLC	F&E	8/31/2014	9315	$36,547.91	$36,547.91	$36,547.91	Ohio Desk
Projection Screen Wall Brackets	PLC	F&E	8/10/2014	9315	$24.06	$24.06	$24.06	CDW*Government
Flat Screen TV and Mount	PLC	F&E	8/10/2014	9315	$939.58	$939.58	$939.58	Best Buy
Backpacks for IC students	PLC	F&E	9/10/2014	9315	$900.00	$900.00	$900.00	Bags in Bulk
Smartboard	PLC	F&E	9/26/2014	9315	$3,001.00	$3,001.00	$3,001.00	Tierney Brothers, Inc
Office Chairs	PLC	F&E	9/26/2014	9315	$312.00	$312.00	$312.00	Independence Business Supply
Bronze Plaques	PLC	F&E	9/26/2014	9315	$5,430.00	$5,430.00	$5,430.00	Carrollgraphics
Cable infrastructure and equipment	PLC	F&E	9/26/2014	9315	$10,539.09	$10,539.09	$10,539.09	Cable Communications
Architectural Services	PLC	F&E	9/16/2014	9315	$15,556.75	$15,556.75	$15,556.75	Neville Architects
Tables and Chairs	PLC	F&E	9/16/2014	9315	$11,495.00	$11,495.00	$11,495.00	Contract Source Inc
Signage	PLC	F&E	10/9/2014	9315	$206.00	$206.00	$206.00	Carrollgraphics
Desktop Computers	PLC	F&E	10/16/2014	9315	$3,858.35	$3,858.35	$3,858.35	Chicago Micro
Tables and Chairs	PLC	F&E	10/30/2014	9315	$2,489.54	$2,489.54	$2,489.54	Ohio Desk
Storage Cabinets	PLC	F&E	10/10/2014	9315	$625.15	$625.15	$625.15	Independence Business Supply
Bulletin Boards	PLC	F&E	10/10/2014	9315	$291.87	$291.87	$291.87	Independence Business Supply

SSF PROJECTS

PROJECT December 31 2018	BUILDING	Land, Building Vehicles, F&E	CHECK DATE	SPECIAL COST CENTER	ESTIMATED COST	ACTUAL COST MTD	ACTUAL COST TO DATE	CONTRACTOR/ VENDOR
Headphones	PLC	F&E	10/29/2014	9315	$490.80	$490.80	$490.80	CDW*Government
Tables	PLC	F&E	11/6/2014	9315	$1,818.88	$1,818.88	$1,818.88	Ohio Desk
Chair	PLC	F&E	11/20/2014	9315	$312.00	$312.00	$312.00	Independence Business Supply
Display Integration Services	PLC	F&E	11/20/2014	9315	$894.94	$894.94	$894.94	Tierney Brothers, Inc
Table	PLC	F&E	11/30/2014	9315	$548.50	$548.50	$548.50	Ohio Desk
Folding Tables	PLC	F&E	12/18/2014	9315	$496.16	$496.16	$496.16	Ohio Desk
File drawers	PLC	F&E	12/10/2014	9315	$275.97	$275.97	$275.97	Independence Business Supply
Architectural Services	PLC	F&E	12/29/2014	9315	$20,439.60	$20,439.60	$20,439.60	Neville Architects
Smartboard Warranty	PLC	F&E	1/22/2015	9315	$69.00	$69.00	$69.00	Tierney Brothers, Inc
Cable infrastructure and equipment	PLC	F&E	5/31/2015	9315	($10,539.09)	($10,539.09)	($10,539.09)	Cable Communications
Desktop Computers	PLC	F&E	5/31/2015	9315	($3,858.35)	($3,858.35)	($3,858.35)	Chicago Micro
Architectural Services	PLC	F&E	5/31/2015	9315	($15,556.75)	($15,556.75)	($15,556.75)	Neville Architects
Architectural Services	PLC	F&E	5/31/2015	9315	($20,439.60)	($20,439.60)	($20,439.60)	Neville Architects
Overage on furniture	PLC	F&E	5/31/2015	9315	($2,343.91)	($2,343.91)	($2,343.91)	Various
Architectural Services	PLC	F&E	8/21/2015	9315	$1,647.50	$1,647.50	$1,647.50	Neville Architects
Architectural Services	PLC	F&E	8/21/2015	9315	($1,647.50)	($1,647.50)	($1,647.50)	Neville Architects
General Projects								
Reading Books	District	F&E	6/8/2012	9182	$975.22	$975.22	$975.22	Scholastic Magazines
Total SSF Projects							**$2,230,061.02**	

** expense reclassified to Bond Fund from General Fund in Jan '07*

*** expense reclassified to SCC 9168 from General Fund in June '12*

FY2018 BOND ISSUE

PROJECT	BUILDING	Land Impr., Building, Vehicles, F&E	CHECK DATE	SPECIAL COST CENTER	ESTIMATED COST	ACTUAL COST MTD	ACTUAL COST TO DATE	CONTRACTOR/ VENDOR
FY18 Bond $20.1 MM - SCC 9400								
ON & HS Parking Lots	District	Land Impr.	2/16/2018	9400	$7,643.80	$7,643.80	$7,643.80	Van Auken Akins Architects LLC
Professional Design Services	District	Building	3/12/2018	9400	$210,273.14	$210,273.14	$210,273.14	Legat Architects, Inc
Onaway Parking Lot	Onaway	Land Impr.	4/12/2018	9400	$21,676.55	$21,676.55	$21,676.55	Van Auken Akins Architects LLC
High School South Parking Lot	High School	Land Impr.	4/12/2018	9400	$10,397.60	$10,397.60	$10,397.60	Van Auken Akins Architects LLC
High School Boiler	High School	F&E	4/30/2018	9400	$92,976.80	$92,976.80	$92,976.80	DB Johnson Company
Elevator Renovation	High School	F&E	5/11/2018	9400	$80,940.00	$80,940.00	$80,940.00	Lakeland Management Systems Inc
High School Parking Lot	High School	Land Impr.	5/11/2018	9400	$3,083.08	$3,083.08	$3,083.08	Van Auken Akins Architects LLC
Onaway Parking Lot	Onaway	Land Impr.	5/11/2018	9400	$8,475.81	$8,475.81	$8,475.81	Van Auken Akins Architects LLC
Construction Site Stormwater Permit	Onaway	Land Impr.	5/17/2018	9400	$200.00	$200.00	$200.00	Treasurer, State of Ohio (Ohio EPA)
Facilities Improvement	District	Building	6/7/2018	9400	$70,949.51	$70,949.51	$70,949.51	Legat Architects, Inc
Facilities Improvement	District	Building	6/14/2018	9400	$70,337.52	$70,337.52	$70,337.52	Legat Architects, Inc
Elevator Modification	High School	F&E	6/28/2018	9400	$45,080.00	$45,080.00	$45,080.00	Lakeland Management Systems Inc
High School Parking Lot	High School	Land Impr.	6/28/2018	9400	$1,890.00	$1,890.00	$1,890.00	Van Auken Akins Architects LLC
Onaway Parking Lot	Onaway	Land Impr.	6/28/2018	9400	$2,482.75	$2,482.75	$2,482.75	Van Auken Akins Architects LLC
High School Boiler	High School	F&E	6/28/2018	9400	$146,106.40	$146,106.40	$146,106.40	DB Johnson Company
High School Parking Lot	High School	Land Impr.	6/30/2018	9400	$2,663.63	$2,663.63	$2,663.63	Van Auken Akins Architects LLC
BO Security Upgrades	Boulevard	F&E	7/24/2018	9400	$42,250.31	$42,250.31	$42,250.31	Bailey Communications, Inc.
HS Security Upgrades	High School	F&E	7/24/2018	9400	$42,250.32	$42,250.32	$42,250.32	Bailey Communications, Inc.
HS Foundation & Wall Repair	High School	Building	7/24/2018	9400	$71,691.00	$71,691.00	$71,691.00	Lakeland Management Systems Inc
ON Foundation & Wall Repair	Onaway	Building	7/24/2018	9400	$36,753.00	$36,753.00	$36,753.00	Lakeland Management Systems Inc
ME Renovation of Classroom Space	Mercer	Building	7/24/2018	9400	$43,440.00	$43,440.00	$43,440.00	Lakeland Management Systems Inc
Elevator Modification	High School	F&E	7/24/2018	9400	$40,963.00	$40,963.00	$40,963.00	Lakeland Management Systems Inc
Pilot Classroom Renovations	District	F&E	7/24/2018	9400	$67,609.70	$67,609.70	$67,609.70	Sterling Professional Group
High School Parking Lot Improvements	High School	Land Impr.	7/31/2018	9400	$88,780.00	$88,780.00	$88,780.00	Chagrin Valley Paving
Onaway Parking Lot	Onaway	Land Impr.	7/31/2018	9400	$64,814.00	$64,814.00	$64,814.00	Chagrin Valley Paving
Professional Design Services	District	Building	7/31/2018	9400	$10,699.80	$10,699.80	$10,699.80	Legat Architects, Inc
Onaway Parking Lot	Onaway	Land Impr.	7/31/2018	9400	$4,157.19	$4,157.19	$4,157.19	Van Auken Akins Architects LLC
Woodbury Elementary Roof Replacement	Woodbury	Building	8/8/2018	9400	$271,637.68	$271,637.68	$271,637.68	Garland/DBS, Inc.
Onaway Elemtary School Roof	Onaway	Building	8/8/2018	9400	$52,029.60	$52,029.60	$52,029.60	Garland/DBS, Inc.
High School Parking Lot	High School	Land Impr.	8/8/2018	9400	$85,272.24	$85,272.24	$85,272.24	Chagrin Valley Paving
Onaway Parking Lot	Onaway	Land Impr.	8/8/2018	9400	$296,588.95	$296,588.95	$296,588.95	Chagrin Valley Paving
High School Water Line	High School	Land Impr.	8/8/2018	9400	$33,869.70	$33,869.70	$33,869.70	Chagrin Valley Paving
Onaway Sidewalk and Curb	Onaway	Land Impr.	8/8/2018	9400	$2,839.42	$2,839.42	$2,839.42	Chagrin Valley Paving
High School Parking Lot	High School	Land Impr.	8/8/2018	9400	$10,220.14	$10,220.14	$10,220.14	Chagrin Valley Paving
High School Parking Lot	High School	Land Impr.	8/8/2018	9400	$46,422.82	$46,422.82	$46,422.82	Chagrin Valley Paving
District Wide Niagara Automation Sys	District	Building	8/14/2018	9400	$109,271.70	$109,271.70	$109,271.70	Gardiner Service Company
High School and Blvd Security upgrades	HS/Blvd	Building	8/14/2018	9400	$66,213.78	$66,213.78	$66,213.78	Bailey Communications, Inc.
Pilot Classroom Renovations	District	Building	8/18/2018	9400	$15,916.00	$15,916.00	$15,916.00	Sterling Professional Group
High School and Blvd Roof Repair	HS/Blvd	Building	8/18/2018	9400	$235,580.00	$235,580.00	$235,580.00	Lakeland Management Systems Inc
High School Boiler	High School	Building	8/18/2018	9400	$26,564.80	$26,564.80	$26,564.80	DB Johnson Company
Middle School Painting	Middle School	Building	8/18/2018	9400	$6,565.00	$6,565.00	$6,565.00	Kastra, LLC
High School Elevator Modernization	High School	Building	8/18/2018	9400	$69,299.00	$69,299.00	$69,299.00	Lakeland Management Systems Inc
Mercer Classroom Renovation	Mercer	Building	8/18/2018	9400	$26,942.00	$26,942.00	$26,942.00	Lakeland Management Systems Inc
HS Foundation & Wall Repair	High School	Building	8/18/2018	9400	$85,409.00	$85,409.00	$85,409.00	Lakeland Management Systems Inc
ON Foundation & Wall Repair	Onaway	Building	8/18/2018	9400	$16,115.00	$16,115.00	$16,115.00	Lakeland Management Systems Inc

FY2018 BOND ISSUE

PROJECT	BUILDING	Land Impr., Building, Vehicles, F&E	CHECK DATE	SPECIAL COST CENTER	ESTIMATED COST	ACTUAL COST MTD	ACTUAL COST TO DATE	CONTRACTOR/ VENDOR
High School Boiler	High School	Building	8/18/2018	9400	$517,960.00	$517,960.00	$517,960.00	ABC Piping, CO.
Middle School Painting	Middle School	Building	8/23/2018	9400	$157,560.00	$157,560.00	$157,560.00	Kastra, LLC
Professional Design Services	District	Building	8/23/2018	9400	$22,155.00	$22,155.00	$22,155.00	Legat Architects, Inc
High School Abatement	High School	Building	8/23/2018	9400	$26,240.00	$26,240.00	$26,240.00	Total Environmental Services
Mercer Abatement	Mercer	Building	8/23/2018	9400	$4,200.00	$4,200.00	$4,200.00	Total Environmental Services
Onaway Parking Lot Design Srv	Onaway	Land Impr.	8/23/2018	9400	$4,859.07	$4,859.07	$4,859.07	Van Auken Akins Architects LLC
ON & HS Parking Lots	Onaway /HS	Land Impr.	9/14/2018	9400	$17,827.33	$17,827.33	$17,827.33	Van Auken Akins Architects LLC
District Automation System	District	Building	9/21/2018	9400	$51,796.80	$51,796.80	$51,796.80	Gardiner Service Company
High School and Blvd Security upgrades	HS/Blvd	Building	9/21/2018	9400	$13,229.59	$13,229.59	$13,229.59	Bailey Communications, Inc.
Onaway Elemtary School Roof	Onaway	Building	9/21/2018	9400	$174,173.95	$174,173.95	$174,173.95	Garland/DBS, Inc.
Mercer Classroom Renovation	Mercer	Building	9/21/2018	9400	$40,051.00	$40,051.00	$40,051.00	Lakeland Management Systems Inc
Woodbury Elementary Roof Replacement	Woodbury	Building	9/21/2018	9400	$573,558.29	$573,558.29	$573,558.29	Garland/DBS, Inc.
Pilot Classroom Renovations	District	Building	9/24/2018	9400	$274,381.26	$274,381.26	$274,381.26	Sterling Professional Group
Professional Design Services	District	Building	9/27/2018	9400	$50,272.64	$50,272.64	$50,272.64	Legat Architects, Inc
Woodbury Elementary Roof Replacement	Woodbury	Building	9/30/2018	9400	$362,041.23	$362,041.23	$362,041.23	Garland/DBS, Inc.
High School and Blvd Roof Repair	HS/Blvd	Building	9/30/2018	9400	$41,725.00	$41,725.00	$41,725.00	Lakeland Management Systems Inc
High School South Parking Lot	High School	Land Impr.	9/30/2018	9400	$3,947.39	$3,947.39	$3,947.39	Van Auken Akins Architects LLC
High School Elevator Modernization	High School	Building	9/30/2018	9400	$32,978.00	$32,978.00	$32,978.00	Lakeland Management Systems Inc
Mercer Classroom Renovation	Mercer	Building	9/30/2018	9400	$8,576.00	$8,576.00	$8,576.00	Lakeland Management Systems Inc
Mercer Waterline Replacement	Mercer	Building	9/30/2018	9400	$80,751.16	$80,751.16	$80,751.16	Tap Construction Ltd.
High School Elevator Modernization	High School	Building	9/30/2018	9400	$21,680.00	$21,680.00	$21,680.00	Lakeland Management Systems Inc
High School South Parking Lot	High School	Land Impr.	9/30/2018	9400	$236,324.82	$236,324.82	$236,324.82	Chagrin Valley Paving
Onaway Parking Lot	Onaway	Land Impr.	9/30/2018	9400	$161,426.63	$161,426.63	$161,426.63	Chagrin Valley Paving
High School South Parking Lot	High School	Land Impr.	10/12/2018	9400	$320.00	$320.00	$320.00	Van Auken Akins Architects LLC
Onaway Parking Lot	Onaway	Land Impr.	10/12/2018	9400	$3,495.25	$3,495.25	$3,495.25	Van Auken Akins Architects LLC
District Automation System	District	Building	10/17/2018	9400	$129,406.50	$129,406.50	$129,406.50	Gardiner Service Company
Pilot Classroom Renovations	District	Building	10/17/2018	9400	$35,993.04	$35,993.04	$35,993.04	Sterling Professional Group
High School and Blvd Security upgrades	HS/Blvd	Building	10/17/2018	9400	$14,769.36	$14,769.36	$14,769.36	Bailey Communications, Inc.
HS/ON Foundation & Wall Repair	HS/ON	Land Impr.	10/17/2018	9400	$23,927.60	$23,927.60	$23,927.60	Lakeland Management Systems Inc
Onaway Parking Lot	Onaway	Land Impr.	10/26/2018	9400	$3,100.00	$3,100.00	$3,100.00	Van Auken Akins Architects LLC
Woodbury Elementary Roof Replacement	Woodbury	Building	10/30/2018	9400	$60,829.12	$60,829.12	$60,829.12	Garland/DBS, Inc.
Woodbury Elementary Roof Replacement	Woodbury	Building	10/30/2018	9400	$13,246.80	$13,246.80	$13,246.80	Garland/DBS, Inc.
Onaway Roof Improvement	Onaway	Building	10/30/2018	9400	$11,905.45	$11,905.45	$11,905.45	Garland/DBS, Inc.
HS Roof Improvement	High School	Building	10/30/2018	9400	$11,000.00	$11,000.00	$11,000.00	Lakeland Management Systems Inc
BO Roof Improvement	Boulevard	Building	10/30/2018	9400	$11,000.00	$11,000.00	$11,000.00	Lakeland Management Systems Inc
Security Upgrades	Blvd & HS	Building	12/7/2018	9400	$14,485.94	$14,485.94	$14,485.94	Bailey Communications, Inc.
Niagra Building Automation System	District	Building	12/17/2018	9400	$44,195.40	$44,195.40	$44,195.40	Gardiner Service Company
Niagra Building Automation System	District	Building	12/18/2018	9400	$36,259.20	$36,259.20	$36,259.20	Gardiner Service Company
Fire Alarm System Improvements	High School	Building	12/18/2018	9400	$72,496.00	$72,496.00	$72,496.00	Dial Electric LTD
Professional Design Services	District	Building	12/21/2018	9400	$30,621.25	$30,621.25	$30,621.25	Van Auken Akins Architects LLC
Parking Lot Improve HS & Onaway	HS/ON	Land Impr.	12/7/2018	9400	$92,195.00	$92,195.00	$92,195.00	Chagrin Valley Paving
Professional Design Services	District	Building	1/11/2019	9400	$5,958.75	$5,958.75	$5,958.75	Van Auken Akins Architects LLC
Smoke and Heat Detectors	High School	F&E	1/17/2019	9400	$165,218.20	$165,218.20	$165,218.20	Dial Electric LTD
Boiler Installation	High School	F&E	1/17/2019	9400	$513,407.84	$513,407.84	$513,407.84	ABC Piping, CO.
Exterior Water Line Replacement	Mercer	F&E	1/31/2019	9400	$41,639.00	$41,639.00	$41,639.00	Tap Construction Ltd.
Niagra Building Automation System	District	Building	2/14/2019	9400	$31,373.10	$31,373.10	$31,373.10	Gardiner Service Company
Smoke and Heat Detectors	High School	F&E	2/14/2019	9400	$72,017.79	$72,017.79	$72,017.79	Dial Electric LTD

FY2018 BOND ISSUE

PROJECT	BUILDING	Land Impr., Building, Vehicles, F&E	CHECK DATE	SPECIAL COST CENTER	ESTIMATED COST	ACTUAL COST MTD	ACTUAL COST TO DATE	CONTRACTOR/ VENDOR
Parking Lot Improve HS & Onaway	HS/ON	Land Impr.	2/14/2019	9400	$62,328.64	$62,328.64	$62,328.64	Chagrin Valley Paving
Professional Design Services	District	Building	2/21/2019	9400	$112,866.77	$112,866.77	$112,866.77	Van Auken Akins Architects LLC
District Wide replacement of automation	District	F&E	3/7/2019	9400	$24,334.20	$24,334.20	$24,334.20	Gardiner Service Company
Professional Design Services	District	Building	3/26/2019	9400	$44,674.99	$44,674.99	$44,674.99	Van Auken Akins Architects LLC
Project Management Services	District	F&E	3/27/2019	9400	$2,531.25	$2,531.25	$2,531.25	Cleora Management
Project Management Services	District	F&E	3/28/2019	9400	$7,653.86	$7,653.86	$7,653.86	Cleora Management
Security Systems	Administration	F&E	3/29/2019	9400	$4,890.00	$4,890.00	$4,890.00	Gardiner Service Company
Map and Document Sewer	District	F&E	3/29/2019	9400	$5,950.00	$5,950.00	$5,950.00	Lake County Sewer Co.
HS Capital Projects	High School	Land Impr.	3/29/2019	9400	$3,798.00	$3,798.00	$3,798.00	Professional Services
District Wide replacement of automation	District	F&E	3/31/2019	9400	$8,406.00	$8,406.00	$8,406.00	Gardiner Service Company
Fire Alarm System Improvements	High School	F&E	3/31/2019	9400	$50,185.00	$50,185.00	$50,185.00	Dial Electric LTD
Exterior Water Line Replacement	Mercer	F&E	4/7/2019	9400	$6,943.84	$6,943.84	$6,943.84	Tap Construction Ltd.
Survey and utility locating	Boulevard	F&E	4/8/2019	9400	$9,800.00	$9,800.00	$9,800.00	Dempsey Surveying Co.
Survey and utility locating	Lomond	F&E	4/8/2019	9400	$14,300.00	$14,300.00	$14,300.00	Dempsey Surveying Co.
Survey and utility locating	High School	F&E	4/8/2019	9400	$5,125.00	$5,125.00	$5,125.00	Dempsey Surveying Co.
Classroom Furniiture	High School	F&E	4/11/2019	9400	$6,779.50	$6,779.50	$6,779.50	Independence Business Supply
Professional Design Services	Boulevard	F&E	4/11/2019	9400	$5,927.80	$5,927.80	$5,927.80	Van Auken Akins Architects LLC
Professional Design Services	Lomond	F&E	4/11/2019	9400	$11,754.65	$11,754.65	$11,754.65	Van Auken Akins Architects LLC
Professional Design Services	High School	F&E	4/11/2019	9400	$9,049.60	$9,049.60	$9,049.60	Van Auken Akins Architects LLC
Professional Design Services	Onaway	F&E	4/11/2019	9400	$2,988.35	$2,988.35	$2,988.35	Van Auken Akins Architects LLC
Professional Design Services	Woodbury	F&E	4/11/2019	9400	$9,180.00	$9,180.00	$9,180.00	Van Auken Akins Architects LLC
Fire Alarm System Improvements	High School	F&E	4/22/2019	9400	$42,686.00	$42,686.00	$42,686.00	Dial Electric LTD
Professional Design Services	High School	F&E	4/22/2019	9400	$13,343.75	$13,343.75	$13,343.75	Legat Architects, Inc
Domestic Waterline Replacement	High School	F&E	4/22/2019	9400	$25,000.00	$25,000.00	$25,000.00	Legat Architects, Inc
Media Center Modernization	High School	F&E	4/22/2019	9400	$15,680.00	$15,680.00	$15,680.00	Legat Architects, Inc
Abatement, Monitoring, Testing and Report.	High School	F&E	4/22/2019	9400	$7,826.25	$7,826.25	$7,826.25	Legat Architects, Inc
Investigate Storm & Sanitary Sewers	Boulevard	F&E	4/23/2019	9400	$9,500.00	$9,500.00	$9,500.00	Lake County Sewer Co.
Investigate Storm & Sanitary Sewers	Mercer	F&E	4/23/2019	9400	$4,750.00	$4,750.00	$4,750.00	Lake County Sewer Co.
Project Management Services	District	F&E	5/13/2019	9400	$4,228.13	$4,228.13	$4,228.13	Cleora Management
Investigate Storm & Sanitary Sewers	Boulevard	F&E	5/13/2019	9400	$5,950.00	$5,950.00	$5,950.00	Lake County Sewer Co.
Project Management Services	District	F&E	5/22/2019	9400	$6,151.97	$6,151.97	$6,151.97	Cleora Management
Soil Boring, Sampling & Analysis	Woodbury	F&E	5/30/2019	9400	$8,698.00	$8,698.00	$8,698.00	Professional Service Industries
Design Servies	Mercer	F&E	5/30/2019	9400	$7,996.80	$7,996.80	$7,996.80	Van Auken Akins Architects LLC
Soil Boring, Sampling & Analysis	Boulevard	F&E	5/31/2019	9400	$5,994.00	$5,994.00	$5,994.00	Professional Service Industries
Survey and Utility Locating	Mercer	F&E	6/12/2019	9400	$12,000.00	$12,000.00	$12,000.00	Dempsey Surveying Co.
Life Safety & IT Room	High School	F&E	6/12/2019	9400	$40,570.00	$40,570.00	$40,570.00	Dial Electric LTD
Professional Design Services	District	F&E	6/30/2019	9400	$324,943.24	$324,943.24	$324,943.24	Van Auken Akins Architects LLC
Project Management Services	District	F&E	7/3/2019	9400	$1,718.88	$1,718.88	$1,718.88	Cleora Management
Permit for work approval	District	Building	7/12/2019	9400	$875.50	$875.50	$875.50	City of Shaker Heights
Professional Design Services	District	F&E	7/31/2019	9400	$20,150.35	$20,150.35	$20,150.35	Van Auken Akins Architects LLC
Fire Alarm System Improvements	High School	F&E	8/1/2019	9400	$95,823.58	$95,823.58	$95,823.58	Dial Electric LTD
Boiler Installation	High School	F&E	8/22/2019	9400	$152,396.16	$152,396.16	$152,396.16	ABC Piping, CO.
Professional Design Services	District	F&E	8/23/2019	9400	$43,775.34	$43,775.34	$43,775.34	Van Auken Akins Architects LLC
District Wide replacement of automation	District	F&E	8/30/2019	9400	$21,524.00	$21,524.00	$21,524.00	Gardiner Service Company
Boiler Installation	High School	F&E	8/30/2019	9400	$20,240.00	$20,240.00	$20,240.00	ABC Piping, CO.
Fire Alarm System Improvements	High School	F&E	8/30/2019	9400	$43,560.00	$43,560.00	$43,560.00	Dial Electric LTD
Professional Design Services	Mercer	F&E	8/30/2019	9400	$807.18	$807.18	$807.18	Van Auken Akins Architects LLC

FY2018 BOND ISSUE

PROJECT	BUILDING	Land Impr., Building, Vehicles, F&E	CHECK DATE	SPECIAL COST CENTER	ESTIMATED COST	ACTUAL COST MTD	ACTUAL COST TO DATE	CONTRACTOR/ VENDOR
Project Management Services	District	F&E	8/30/2019	9400	$20,682.75	$20,682.75	$20,682.75	Cleora Management
Professional Design Services	District	F&E	8/31/2019	9400	$17,011.26	$17,011.26	$17,011.26	Van Auken Akins Architects LLC
Materials testing & inspection services	High School	Building	9/19/2019	9400	$872.50	$872.50	$872.50	Professional Service Industries
Fire Alarm System Improvements	High School	F&E	9/26/2019	9400	$46,278.60	$46,278.60	$46,278.60	Dial Electric LTD
Professional Design Services	Onaway	F&E	9/27/2019	9400	$11,344.65	$11,344.65	$11,344.65	Van Auken Akins Architects LLC
Testing & Inspections	Boulevard	Building	9/30/2019	9400	$3,142.00	$3,142.00	$3,142.00	Professional Service Industries
Professional Design Services	District	F&E	9/30/2019	9400	$41,737.13	$41,737.13	$41,737.13	Van Auken Akins Architects LLC
Fire Alarm System Improvements	High School	F&E	9/30/2019	9400	$41,340.00	$41,340.00	$41,340.00	Dial Electric LTD
Construction projects	District	Building	9/30/2019	9400	$1,882,943.76	$1,882,943.76	$1,882,943.76	Gilbane Building Company
Testing and Inspections	Onaway	Building	10/3/2019	9400	$9,597.00	$9,597.00	$9,597.00	Professional Service Industries
Project Management Services	District	Building	10/3/2019	9400	$12,776.50	$12,776.50	$12,776.50	Cleora Management
Construction projects	District	Building	10/21/2019	9400	$1,363,036.44	$1,363,036.44	$1,363,036.44	Gilbane Building Company
Project Management Services	District	Building	10/22/2019	9400	$4,571.88	$4,571.88	$4,571.88	Cleora Management
Testing and Inspections	Boulevard	Building	10/31/2019	9400	$1,397.00	$1,397.00	$1,397.00	Professional Service Industries
Professional Design Services	District	Building	10/31/2019	9400	$8,960.40	$8,960.40	$8,960.40	Van Auken Akins Architects LLC
Construction projects	District	Building	10/31/2019	9400	$165,997.45	$165,997.45	$165,997.45	Gilbane Building Company
Construction projects	District	Building	11/26/2019	9400	$17,660.67	$17,660.67	$17,660.67	Gilbane Building Company
Testing and Inspections	District	Building	11/30/2019	9400	$6,977.50	$6,977.50	$6,977.50	Professional Service Industries
Professional Design Services	District	Building	11/30/2019	9400	$1,756.25	$1,756.25	$1,756.25	Van Auken Akins Architects LLC
Construction projects	District	Building	12/17/2019	9400	$7,256.41	$7,256.41	$7,256.41	Gilbane Building Company
Fire Alarm System Improvements	High School	F&E	12/27/2019	9400	$23,305.52	$23,305.52	$23,305.52	Dial Electric LTD
Professional Design Services	District	Building	1/31/2020	9400	$11,205.00	$11,205.00	$11,205.00	Van Auken Akins Architects LLC
Boiler Installation	High School	F&E	1/31/2020	9400	$2,950.00	$2,950.00	$2,950.00	Gardiner Service Company
Boiler Installation	District	F&E	1/31/2020	9400	$74,228.10	$74,228.10	$74,228.10	Gardiner Service Company
Testing and Inspections	Fernway	Building	1/31/2020	9400	$91.00	$91.00	$91.00	Professional Service Industries
Testing and Inspections	Fernway	Building	1/31/2020	9400	$3,709.00	$3,709.00	$3,709.00	Professional Service Industries
Project Management Services	District	Building	1/21/2020	9400	$767.25	$767.25	$767.25	Cleora Management
Construction projects	District	Building	1/21/2020	9400	$212,567.56	$212,567.56	$212,567.56	Gilbane Building Company
Project Management Services	District	Building	2/28/2020	9400	$286.00	$286.00	$286.00	Cleora Management
Surveying Services	Woodbury	Building	2/28/2020	9400	$10,500.00	$10,500.00	$10,500.00	Dempsey Surveying Co.
Professional Design Services	District	Building	2/28/2020	9400	$13,685.56	$13,685.56	$13,685.56	Van Auken Akins Architects LLC
Construction projects	District	Building	2/28/2020	9400	$131,510.45	$131,510.45	$131,510.45	Gilbane Building Company
Permit for work approval	District	Building	3/31/2020	9400	$45,624.05	$45,624.05	$45,624.05	City of Shaker Heights
Underground Utility Lines	Woodbury	Building	3/13/2020	9400	$7,800.00	$7,800.00	$7,800.00	Ground Penetrating Radar Systems
Professional Design Services	Lomond	Building	3/31/2020	9400	$8,839.90	$8,839.90	$8,839.90	Van Auken Akins Architects LLC
Boiler Installation	High School	F&E	3/16/2020	9400	$152,233.00	$152,233.00	$152,233.00	ABC Piping, CO.
Testing and Inspections	Lomond	Building	4/15/2020	9400	$417.00	$417.00	$417.00	Professional Service Industries
Professional Design Services	District	Building	4/30/2020	9400	$8,180.50	$8,180.50	$8,180.50	Van Auken Akins Architects LLC
Construction projects	District	Building	4/30/2020	9400	$117,543.69	$117,543.69	$117,543.69	Gilbane Building Company
Testing and Inspections	District	Building	5/20/2020	9400	$8,838.27	$8,838.27	$8,838.27	Professional Service Industries
Professional Design Services	District	Building	5/29/2020	9400	$49,222.75	$49,222.75	$49,222.75	Van Auken Akins Architects LLC
Construction projects	District	Building	5/31/2020	9400	$976,682.13	$976,682.13	$976,682.13	Gilbane Building Company
Testing and Inspections	District	Building	6/19/2020	9400	$1,696.34	$1,696.34	$1,696.34	Professional Service Industries
Professional Design Services	District	Building	6/30/2020	9400	$37,073.75	$37,073.75	$37,073.75	Van Auken Akins Architects LLC
Construction projects	District	Building	6/30/2020	9400	$1,086,910.23	$1,086,910.23	$1,086,910.23	Gilbane Building Company
Testing and Inspections	District	Building	6/30/2020	9400	$2,081.13	$2,081.13	$2,081.13	Professional Service Industries
Professional Design Services	District	Building	6/30/2020	9400	$5,931.25	$5,931.25	$5,931.25	Van Auken Akins Architects LLC

FY2018 BOND ISSUE

PROJECT	BUILDING	Land Impr., Building, Vehicles, F&E	CHECK DATE	SPECIAL COST CENTER	ESTIMATED COST	ACTUAL COST MTD	ACTUAL COST TO DATE	CONTRACTOR/ VENDOR
HS Gym and Choir Room	High School	Building	7/31/2020	9400	$61,207.30	$61,207.30	$61,207.30	Gardiner Service Company
Construction projects	District	Building	7/31/2020	9400	$962,405.67	$962,405.67	$962,405.67	Gilbane Building Company
Professional Design Services	High School	Building	7/31/2020	9400	$19,970.40	$19,970.40	$19,970.40	Glen D. Ramage Architect Inc.
Testing and Inspections	District	Building	7/31/2020	9400	$14,562.00	$14,562.00	$14,562.00	Professional Service Industries
Machining, Manufacturing Classroom Design	High School	F&E	7/31/2020	9400	$81,002.80	$81,002.80	$81,002.80	Sterling Professional Group
Professional Design Services	District	Building	7/31/2020	9400	$34,350.00	$34,350.00	$34,350.00	Van Auken Akins Architects LLC
Testing and Inspections-Refund	District	Building	7/31/2020	9400	($6,337.50)	($6,337.50)	($6,337.50)	Professional Service Industries
Asbestos Abatement	High School	Building	8/31/2020	9400	$50,454.16	$50,454.16	$50,454.16	Dial Electric LTD
Professional Design Services	District	Building	8/31/2020	9400	$57,823.78	$57,823.78	$57,823.78	Van Auken Akins Architects LLC
Construction projects	District	Building	8/31/2020	9400	$1,409,614.15	$1,409,614.15	$1,409,614.15	Gilbane Building Company
HS Gym and Choir Room	High School	Building	8/31/2020	9400	$139,378.92	$139,378.92	$139,378.92	Gardiner Service Company
MS Paving	Middle School	F&E	8/31/2020	9400	$32,158.00	$32,158.00	$32,158.00	Infinity Paving Company
Remove and Re-Install Electrical Feeder	Boulevard	F&E	9/30/2020	9400	$30,444.58	$30,444.58	$30,444.58	Illuminating Company
Professional Design Services	Mercer	Building	9/30/2020	9400	$32,643.75	$32,643.75	$32,643.75	Van Auken Akins Architects LLC
Construction projects	District	Building	9/30/2020	9400	$1,288,329.88	$1,288,329.88	$1,288,329.88	Gilbane Building Company
Core Sampling	District	Building	9/30/2020	9400	$14,890.00	$14,890.00	$14,890.00	Professional Service Industries
Temp Control System	Middle School	Building	10/28/2020	9400	$6,500.00	$6,500.00	$6,500.00	Gardiner Service Company
HVAC Consulting Fees	District	Building	10/28/2020	9400	$1,572.50	$1,572.50	$1,572.50	Fox Consulting
Gym & Choir Room HVAC Upgrades	High School	Building	10/29/2020	9400	$111,316.27	$111,316.27	$111,316.27	Gardiner Service Company
Soil Sampling-LO&WO	District	Building	10/29/2020	9400	$818.00	$818.00	$818.00	Professional Service Industries
Professional Design Services-LO, ME, MS	District	Building	10/30/2020	9400	$8,630.00	$8,630.00	$8,630.00	Glen D. Ramage Architect Inc.
Machining Room Equipment delivery	High School	F&E	10/30/2020	9400	$4,600.00	$4,600.00	$4,600.00	Shippers Highway Express Inc.
Professional Design Services	District	Building	11/30/2020	9400	$10,632.50	$10,632.50	$10,632.50	Van Auken Akins Architects LLC
Construction projects	District	Building	11/30/2020	9400	$600,548.04	$600,548.04	$600,548.04	Gilbane Building Company
Temp Control System	High School	Building	11/30/2020	9400	$5,900.00	$5,900.00	$5,900.00	Gardiner Service Company
Machining Room	High School	F&E	11/30/2020	9400	$84,501.00	$84,501.00	$84,501.00	Sterling Professional Group
RedTree Fees								
RedTree Investment Fees	District		5/31/2018	9400	$703.00	$703.00	$703.00	RedTree Investment
RedTree Investment Fees	District		6/30/2018	9400	$1,056.33	$1,056.33	$1,056.33	RedTree Investment
RedTree Investment Fees	District		7/31/2018	9400	$1,015.76	$1,015.76	$1,015.76	RedTree Investment
RedTree Investment Fees	District		8/31/2018	9400	$1,027.95	$1,027.95	$1,027.95	RedTree Investment
RedTree Investment Fees	District		9/30/2018	9400	$1,036.74	$1,036.74	$1,036.74	RedTree Investment
RedTree Investment Fees	District		10/31/2018	9400	$1,038.09	$1,038.09	$1,038.09	RedTree Investment
RedTree Investment Fees	District		11/30/2018	9400	$764.52	$764.52	$764.52	RedTree Investment
RedTree Investment Fees	District		12/31/2018	9400	$763.97	$763.97	$763.97	RedTree Investment
RedTree Investment Fees	District		1/31/2019	9400	$759.72	$759.72	$759.72	RedTree Investment
RedTree Investment Fees	District		2/28/2019	9400	$771.55	$771.55	$771.55	RedTree Investment
RedTree Investment Fees	District		3/31/2019	9400	$761.97	$761.97	$761.97	RedTree Investment
RedTree Investment Fees	District		4/30/2019	9400	$763.32	$763.32	$763.32	RedTree Investment
RedTree Investment Fees	District		5/31/2019	9400	$764.63	$764.63	$764.63	RedTree Investment
RedTree Investment Fees	District		6/30/2019	9400	$691.69	$691.69	$691.69	RedTree Investment

FY2018 BOND ISSUE

PROJECT	BUILDING	Land Impr., Building, Vehicles, F&E	CHECK DATE	SPECIAL COST CENTER	ESTIMATED COST	ACTUAL COST MTD	ACTUAL COST TO DATE	CONTRACTOR/ VENDOR
RedTree Investment Fees	District		7/31/2019	9400	$689.79	$689.79	$689.79	RedTree Investment
RedTree Investment Fees	District		8/31/2019	9400	$689.43	$689.43	$689.43	RedTree Investment
RedTree Investment Fees	District		9/30/2019	9400	$689.98	$689.98	$689.98	RedTree Investment
RedTree Investment Fees	District		10/31/2019	9400	$690.91	$690.91	$690.91	RedTree Investment
RedTree Investment Fees	District		11/30/2019	9400	$691.92	$691.92	$691.92	RedTree Investment
RedTree Investment Fees	District		12/31/2019	9400	$692.69	$692.69	$692.69	RedTree Investment
RedTree Investment Fees	District		1/31/2020	9400	$469.12	$469.12	$469.12	RedTree Investment
RedTree Investment Fees	District		2/28/2020	9400	$469.77	$469.77	$469.77	RedTree Investment
RedTree Investment Fees	District		3/31/2020	9400	$466.08	$466.08	$466.08	RedTree Investment
RedTree Investment Fees	District		4/30/2020	9400	$427.56	$427.56	$427.56	RedTree Investment
RedTree Investment Fees	District		5/31/2020	9400	$428.33	$428.33	$428.33	RedTree Investment
RedTree Investment Fees	District		6/30/2020	9400	$364.54	$364.54	$364.54	RedTree Investment
RedTree Investment Fees	District		7/31/2020	9400	$309.01	$309.01	$309.01	RedTree Investment
RedTree Investment Fees	District		8/31/2020	9400	$255.40	$255.40	$255.40	RedTree Investment
RedTree Investment Fees	District		9/30/2020	9400	$257.59	$257.59	$257.59	RedTree Investment
RedTree Investment Fees	District		10/31/2020	9400	$94.42	$94.42	$94.42	RedTree Investment
RedTree Investment Fees	District		11/30/2020	9400	$93.03	$93.03	$93.03	RedTree Investment
FY18 BANs $9.9MM - SCC 9401								
Declaration of Intent								
MS Roof Replacement	Middle School	Building	12/29/2017	9401	$1,588,550.55	$1,588,550.55	$1,588,550.55	Garland/DBS, Inc.
MS Cafeteria Ceiling Replacement	Middle School	Building	12/29/2017	9401	$107,500.00	$107,500.00	$107,500.00	Engelke, Inc.
Architectural Services	District	Building	12/29/2017	9401	$47,000.00	$47,000.00	$47,000.00	Legat KingScott, Inc.
RedTree Fees								
RedTree Investment Fees	District		1/31/2018	9401	$62.47	$62.47	$62.47	RedTree Investment
RedTree Investment Fees	District		2/28/2018	9401	$491.09	$491.09	$491.09	RedTree Investment
RedTree Investment Fees	District		3/31/2018	9401	$465.93	$465.93	$465.93	RedTree Investment
RedTree Investment Fees	District		4/30/2018	9401	$453.38	$453.38	$453.38	RedTree Investment
RedTree Investment Fees	District		5/31/2018	9401	$429.61	$429.61	$429.61	RedTree Investment
RedTree Investment Fees	District		6/30/2018	9401	$430.38	$430.38	$430.38	RedTree Investment
RedTree Investment Fees	District		7/31/2018	9401	$430.79	$430.79	$430.79	RedTree Investment
RedTree Investment Fees	District		8/31/2018	9401	$435.64	$435.64	$435.64	RedTree Investment
RedTree Investment Fees	District		9/30/2018	9401	$439.49	$439.49	$439.49	RedTree Investment
RedTree Investment Fees	District		10/31/2018	9401	$440.07	$440.07	$440.07	RedTree Investment
RedTree Investment Fees	District		11/30/2018	9401	$440.55	$440.55	$440.55	RedTree Investment
RedTree Investment Fees	District		12/31/2018	9401	$440.26	$440.26	$440.26	RedTree Investment
RedTree Investment Fees	District		1/31/2019	9401	$446.85	$446.85	$446.85	RedTree Investment
RedTree Investment Fees	District		2/28/2019	9401	$453.86	$453.86	$453.86	RedTree Investment
RedTree Investment Fees	District		3/31/2019	9401	$448.27	$448.27	$448.27	RedTree Investment
RedTree Investment Fees	District		4/30/2019	9401	$448.93	$448.93	$448.93	RedTree Investment
RedTree Investment Fees	District		5/31/2019	9401	$449.58	$449.58	$449.58	RedTree Investment
RedTree Investment Fees	District		6/30/2019	9401	$450.50	$450.50	$450.50	RedTree Investment
RedTree Investment Fees	District		7/31/2019	9401	$451.36	$451.36	$451.36	RedTree Investment
RedTree Investment Fees	District		8/31/2019	9401	$451.12	$451.12	$451.12	RedTree Investment
RedTree Investment Fees	District		9/30/2019	9401	$451.47	$451.47	$451.47	RedTree Investment
RedTree Investment Fees	District		10/31/2019	9401	$452.07	$452.07	$452.07	RedTree Investment

FY2018 BOND ISSUE

PROJECT	BUILDING	Land Impr., Building, Vehicles, F&E	CHECK DATE	SPECIAL COST CENTER	ESTIMATED COST	ACTUAL COST MTD	ACTUAL COST TO DATE	CONTRACTOR/ VENDOR
RedTree Investment Fees	District		11/30/2019	9401	$452.75	$452.75	$452.75	RedTree Investment
RedTree Investment Fees	District		12/31/2019	9401	$453.33	$453.33	$453.33	RedTree Investment
RedTree Investment Fees	District		1/31/2020	9401	$462.51	$462.51	$462.51	RedTree Investment
RedTree Investment Fees	District		2/29/2020	9401	$463.13	$463.13	$463.13	RedTree Investment
RedTree Investment Fees	District		3/31/2020	9401	$459.39	$459.39	$459.39	RedTree Investment
RedTree Investment Fees	District		4/30/2020	9401	$455.86	$455.86	$455.86	RedTree Investment
RedTree Investment Fees	District		5/31/2020	9401	$456.36	$456.36	$456.36	RedTree Investment
RedTree Investment Fees	District		6/30/2020	9401	$456.53	$456.53	$456.53	RedTree Investment
RedTree Investment Fees	District		7/31/2020	9401	$463.12	$463.12	$463.12	RedTree Investment
RedTree Investment Fees	District		8/31/2020	9401	$468.71	$468.71	$468.71	RedTree Investment
RedTree Investment Fees	District		9/30/2020	9401	$472.75	$472.75	$472.75	RedTree Investment
RedTree Investment Fees	District		10/31/2020	9401	$160.08	$160.08	$160.08	RedTree Investment
RedTree Investment Fees	District		11/30/2020	9401	$157.72	$157.72	$157.72	RedTree Investment
Total FY2018 BONDS							**$21,902,305.12**	

SCC: 9400-9401 FY2018 Bonds

SHAKER HEIGHTS CITY SCHOOL DISTRICT
FUND 004
CAPITAL PROJECT EXPENDITURES

November 30, 2020

	FUNDING SOURCE				
	BOND	**NON-BOND SOURCES**		**FUND 004 GRAND TOTALS**	
	2018 BOND ISSUE	**Other**	**SSF Projects**		
	SCC 9400-9401	SCC 9121, 9150, 9169-9171, 9178, 9181, 9314, 9316, 9620	SCC's 9164-9168, 9182, 9315		
Allocation	$25,505,128.92	31,228,570.91	$2,261,922.56	$58,995,622.39	$0.00
Spent to Date	21,902,305.12	31,077,225.62	2,230,061.02	$55,209,591.76	$0.00
Allocation Available	3,602,823.80	151,345.29	31,861.54	$3,786,030.63	$0.00
less Outstanding Encumbrances	1,549,591.63	85,106.71	155,289.67	$1,789,988.01	$0.00
Fund Balance Available	$2,053,232.17	$66,238.58	($123,428.13)	$1,996,042.62	($0.00)

Cash Reconciliation:

Beginning of Month Cash	$4,469,731.58
Receipts	28,197.18
(Disbursements)	(711,898.13)
End of Month Cash	$3,786,030.63
	$0.00

	A	B	C	D	E	F	G	H	I	J	K	L	M	N	O
1	**SHAKER HEIGHTS CITY SCHOOL DISTRICT**														
2	**FUND 004**														
3	**SOURCE OF FUNDING**														
4															
5	**November 30, 2020**														
6															
7															
8															
9	**Source of Funding:**	**2004 Bond Issue**	**FY2011 & prior**	**FY2012**	**FY2013**	**FY2014**	**FY2015**	**FY2016**	**FY2017**	**FY2018**	**FY2019**	**FY2020**	**FY2021**	**Total**	
10	Bond Issuances														
11	Bond Anticipation Notes - Dec '04	$0.00												$0.00	
12	Bonds-Series 2005 - April '05	0.00												$0.00	
13	Bond Anticipation Notes - Dec '06	0.00												$0.00	
14	Bonds-Series 2007 - April '07	0.00												$0.00	
15	Bond Anticipation Notes - June '08	0.00												$0.00	
16	Bonds-Series 2008 - November '08	0.00												$0.00	
17	BANs-Jul '12-Track and Turf Field - Unvoted Debt				0.00									$0.00	
18	BANs-Jul '12-HB 264 - Energy Conservation				0.00									$0.00	
19	Bond-Series 2012 - October '12-Buses				0.00									$0.00	
20	FY2018 Bond Issuance - Dec '17, Apr '18									30,000,000.00	0.00	-5,700,000.00	0.00	$24,300,000.00	
21	Interest Income-FY2018 Bond Issuance									41,569.44	595,435.74	491,040.78	77,082.96	$1,205,128.92	
22	Fernway Fire Allocation Adj-June 2020											5,700,000.00		$5,700,000.00	
23	Fernway Fire Insurance Proceeds										11,140,590.26	1,644,250.00	1,264,924.00	$14,049,764.26	
24	Non-Bond SCC Fund Bal.12/31/04		$1,072,133.22											$1,072,133.22	
25	Reimb.of Declaration of Intent		796,692.21											$796,692.21	
26	Facility Fees		600,000.00											$600,000.00	
27	Interest Income		1,204,605.17	1,131.23	2,085.30	326.54	1,438.01	6,196.16	4,713.45	7,769.14	0.00	0.00	0.00	$1,228,265.00	
28	Bus Sales						1,500.00	0.00	0.00	0.00	0.00	0.00	0.00	$1,500.00	
29	Bus Note Issuances		3,348,318.70											$3,348,318.70	
30	Pymt in Lieu of Taxes		689,742.19											$689,742.19	
31	Woodbury LOLA Project Contrib.		3,132.49											$3,132.49	
32	Gas well		41,612.63	3,460.83	1,071.10	2,236.54	664.29	833.46	569.24	1,390.64	473.57	227.02	368.30	$52,907.62	
33	T-mobile Rental		83,840.00	22,800.00	24,966.00	26,220.00	26,220.00	26,220.00	26,220.00	28,710.90	30,153.00	32,665.75	10,051.00	$338,066.65	
34	Clearwire/Sprint Rental		15,733.33	26,532.00	25,267.96	23,840.52	26,741.21	27,543.48	28,369.73	29,220.84	30,097.48	31,000.43	13,115.60	$277,462.58	
35	SSF Project/Contribution Funds		1,524,269.80	69,214.28	150,535.24	53,314.55	15,400.27	105,936.77	63,213.89	1,603.00	47,467.91	1,311.85	0.00	$2,032,267.56	$0.00
36	SSF Project-Planetarium-HNB					50,000.00								$50,000.00	
37	SSF Project-Online Learning Center						93,900.00	0.00	0.00	0.00	0.00			$93,900.00	
38	SSF Project-Hot Spots-Pandemic											20,755.00	5,000.00	$25,755.00	
39	Huntington Bank Planetarium Donation					75,000.00								$75,000.00	
40	Huntington Bank PLC Donation						15,000.00	15,000.00	15,000.00	15,000.00	0.00	0.00	0.00	$60,000.00	
41	City Reimb-repair of BB field(5/07)		24,020.00											$24,020.00	
42	Insurance Proceeds		239,626.92	14,696.74	8,342.81	2,362.56	18,244.88	0.00	2,539.29	6,469.86	139,807.72	66,717.01	0.00	$498,807.79	
43	Asbestos Litigation Settlement		13,441.51											$13,441.51	
44	PEP Repair of Ludlow		50,801.00											$50,801.00	
45	PTO Reimbursement		38,714.92	4,591.74		6,998.00		7,000.00	10,500.00	0.00	7,318.54	0.00	0.00	$75,123.20	
46	First Energy Rebate for Energy Savings (HB264)					57,128.00								$57,128.00	
47	Transfer fr. Fd1 (offset unused HB264 $'s xfer fr. Fd4 to Fd2)					236,264.49								$236,264.49	
48	Transfer fr. Fd1 (OfficeMax & Medicaid)					2,000,000.00								$2,000,000.00	
49	USTA								20,000.00	0.00	0.00	0.00	0.00	$20,000.00	
50	FE Fire Library Grant											20,000.00	0.00	$20,000.00	
51														$0.00	
52	TOTALS	$0.00	$9,746,684.09	$142,426.82	$212,268.41	$2,533,691.20	$199,108.66	$188,729.87	$171,125.60	$30,131,733.82	$11,991,344.22	$2,307,967.84	$1,370,541.86	$58,995,622.39	$0.00
53															
54															
55															